




ANIMAL DISCOVERIES 2022 NEW SPECIES NEW RECORDS



Dhriti Banerjee
C. Raghunathan
Anjum N. Rizvi
Dipanwita Das




Zoological Survey of India



ANIMAL DISCOVERIES²⁰²² NEW SPECIES NEW RECORDS

**Dhriti Banerjee , C. Raghunathan
Anjum N. Rizvi, Dipanwita Das**



Zoological Survey Of India

CITATION

Banerjee, D. Raghunathan, C., Rizvi, A.N. and Das, D. 2023. Animal Discoveries 2022: New Species and New Records, 1-349 [Published by the Director, Zool. Surv. India, Kolkata]



About the book

“Animal Discoveries 2022- New Species and New Records”

The Zoological Survey of India (ZSI) is the country’s premier scientific organization under the Union Ministry of Environment, Forests and Climate Change, that studies India’s faunal resources for conservation and management. Since 2007, ZSI has taken steps to collect data on faunal discoveries in India and publish them as a document entitled “Animal Discoveries- New Species and New Records” every year. The present book for the year 2022 deals with 662 new discoveries published by the scientists, faculties and researchers from India which include 467 new species and 195 newly recorded species to India. As a result of it, the faunal diversity of India has been enhanced to 1,03,920 species. Year 2022 witnessed the highest number of new discoveries in the last 10 years.

Editors

Dhriti Banerjee
C. Raghunathan
Anjum N. Rizvi
Dipanwita Das

Coordinator: Dr Anjum N. Rizvi

June 2023

ISBN: 978-81-8171-618-7

© Government of India

Disclaimer

It is hereby claimed that any views or opinions presented in the book are solely those of the authors. The editors or Zoological Survey of India (ZSI) have not independently verified the information gathered or contained in this book, and accordingly expressed no opinion or makes any representation concerning its accuracy or complete reliability or sufficiency. The ZSI disclaim any and all liability for, or based on or relating to any such information in this book. The ZSI will not accept any liability in respect of such communication, and the authors responsible will be personally liable for any damages or other liability arising.

Published by

The Director, Zoological Survey of India, M-Block, New Alipore, Kolkata – 700 053, West Bengal, India
Email: director@zsi.gov.in | Website: www.zsi.gov.in

Printed at

Cygnus Advertising (I) Pvt. Ltd.
Kolkata

ACKNOWLEDGEMENTS

The Editors are grateful to

1

The authorities of Ministry of Environment, Forest and Climate Change, Government of India for their support to Zoological Survey of India.

2

Contributors of all the new species and new records reproduced in the book.

3

Dr Lalit Kumar Sharma & team for preparation of locality Maps and Mr. Pavel Dutta, Ms. Ritika Datta, Ms Olivia Das, Dr. Seepana Rajendra, Zoological Survey of India, for their efforts in formatting of pictures in the book.

4

Few photographs and figures used in this publication are reproduced from original sources. The authors and the journals in which those are published are duly acknowledged.



मंत्री
पर्यावरण, वन एवं जलवायु परिवर्तन
और
श्रम एवं रोजगार
भारत सरकार



MINISTER
ENVIRONMENT, FOREST AND CLIMATE CHANGE
AND
LABOUR & EMPLOYMENT
GOVERNMENT OF INDIA

भूपेन्द्र यादव
BHUPENDER YADAV



MESSAGE

Biodiversity is an integral part of all life on Earth, and it is the most precious and vital resource. It includes complex interrelationship and involves species interactions with each other, both directly and indirectly, as well as interactions with the environment. According to recent statistics, biological resources account for 40% of the global economy and 80% of the poor's requirements. Around 75 percent of the world's food crops rely on animals and insects like bees to pollinate them.

Modern industrialisation and economic progress can sometimes result in the loss of biodiversity. Over a period of time we can observe socio-ecological changes in our society. Furthermore, despite growing awareness of the importance of biodiversity, determining the actual type and extent of biodiversity at the local, regional, and national levels remains challenging for a variety of reasons. Overall, there is quite scant biodiversity recording, and this varies both worldwide and within nations.

Discovering new species is important as it helps to protect them. Only through understanding species we can change the social, political, and economical dynamics that influence conservation efforts. Furthermore, new species can create compounds that could lead to the creation of novel medicines. Scientists have estimated that there are around 9.0 million species of plants and animals in existence, although only 2.7 million of these are known till now.

Zoological Survey of India is premier Indian organisation in zoological research and studies to promote the survey, exploration and research of the fauna in the country. The scientists, researchers play major role in species conservation, management and sustainable utilization of bio-resources.

In this context the present book entitled, 'Animal Discoveries – 2022: New species and New Records' provides the comprehensive details of 662 species including 467 newly described and 195 newly recorded faunal species from India along with their distribution pattern. I consider this as a very significant contribution to the biodiversity accounting not only of India but also of the world.

I congratulate the ZSI for the publication of this book to update Indian biodiversity and to develop efficient management practices to conserve our country's rich bio-resource.

Date: 26.06.2023

(Bhupender Yadav)



सत्यमेव जयते


आहारशुद्धी सत्कशुद्धिः



एक कदम स्वच्छता की ओर

राज्य मंत्री
पर्यावरण, वन एवं जलवायु परिवर्तन
उपभोक्ता मामले, खाद्य और सार्वजनिक वितरण
भारत सरकार
MINISTER OF STATE
ENVIRONMENT, FOREST AND CLIMATE CHANGE
CONSUMER AFFAIRS, FOOD & PUBLIC DISTRIBUTION
GOVERNMENT OF INDIA

अश्विनी कुमार चौबे
Ashwini Kumar Choubey



MESSAGE

India's contribution in biodiversity data attributed to the presence of the vast variety of genetic as well as plant and animal species alongside other natural resources. Our country shares unique and diverse ecosystems, distributed across many forests, landscapes, rivers, estuaries and oceans. India is one of 12 nations that provides seventy per cent of the world's species.

The loss of biodiversity has posed a threat to our diverse ecosystem. To prevent the biodiversity loss, there should be a significant effort not only on species conservation but also on species discovery. New species discovery in a small period is not conceivable, because scientists, taxonomists, and researchers are aware that it would take hundreds of years. The task, however, is becoming a challenge as extinction removes species from earth faster due to natural and anthropogenic mediated climate change than they can be discovered.

The Zoological Survey of India, the premier research institution in the country promotes animal taxonomy for its conservation and ecologically sustainable utilization. The organisation plays a key role in taxonomically documenting the faunal resources of the regions, states and whole country and disseminating the information through a series of publications. In this row, ZSI has brought the book 'Animal Discoveries-2022: New Species and New Records,' which contains information on 662 new animal species discovered in India.

I appreciate the efforts of the Director, Zoological Survey of India and her enthusiastic team for updating India's faunal resources through this significant publication, which will be useful not just to wildlife managers, but also to academicians and researchers at a larger extent.

Dated : June 23, 2023

(Ashwini Kumar Choubey)

कार्यालय : 5वां तल, आकाश विंग, इंदिरा पर्यावरण भवन, जोर बाग रोड, नई दिल्ली-110003, दूरभाष: 011-20819418, 011-20819421, फैक्स: 011-20819207, ई-मेल : mos.akc@gov.in

Office : 5th Floor, Aakash Wing, Indira Paryavaran Bhawan, Jor Bagh Road, New Delhi-110003, Tel.: 011-20819418, 011-20819421, Fax : 011-20819207. E-mail : mos.akc@gov.in

कार्यालय: कमरा नं. 173, कृषि भवन, नई दिल्ली-110001, दूरभाष: 011-23380630, फैक्स: 011-23380632

Office : Room No. 173, Krishi Bhawan, New Delhi-110001, Tel.: 011-23380630, Fax : 011-23380632

निवास: 30, डॉ. ए.पी.जे. अब्दुल कलाम रोड, नई दिल्ली-110003, दूरभाष: 011-23794971, 23017049

Residence : 30, Dr. APJ Kalam Road, New Delhi-110003, Tel.: 011-23794971, 23017049



सत्यमेव जयते



LIFE
Lifestyle for
Environment

लीना नन्दन
LEENA NANDAN



FOREWORD

सचिव
भारत सरकार
पर्यावरण, वन और जलवायु परिवर्तन
SECRETARY
GOVERNMENT OF INDIA
MINISTRY OF ENVIRONMENT, FOREST
& CLIMATE CHANGE

Biodiversity is an all-encompassing term, as it refers to the diversity of life on Earth at all levels, from genes to ecosystems, and includes the evolutionary, ecological, and cultural processes that support life. It is one of the most crucial manifestations of life on the planet and includes in its ambit, a wide range of animals, plants and microorganisms.

Our Earth is home to approximately 9 million different varieties of plants, animals, protists, and fungi, as well as approximately seven billion people worldwide. Because living things interact in dynamic ecosystems, the extinction of one species can have far-reaching consequences for the entire food chain. In fact, it is the diversity of nature that allows all of us to flourish.

Biodiversity loss is caused by a variety of factors, the most serious of which are habitat destruction and overexploitation of species. Naturally, biodiversity conservation is vitally important for maintaining species' richness and ensuring the robust functioning of an ecosystem.

In order to focus our conservation strategies, the rate of new species discovery needs to be hastened, for undertaking requisite and timely protection measures thereafter. Taxonomy provides basic understanding about the components of biodiversity through describing new species and classifications in the animal kingdom, which is necessary for effective decision making about sustainable use.

The Zoological Survey of India plays a primary role in the survey, exploration, research and documentation of faunal diversity and the reporting of new species. I am delighted to note that the present book on 'Animal Discoveries-2022: New Species and New Records' provides consolidated information of the 662 faunal species reported from India in the year 2022.

I commend the entire team of Zoological Survey of India, the scientists, and researchers for their outstanding achievement in producing this book, which would undoubtedly enhance awareness about India's rich faunal diversity and the need to conserve its uniqueness for future generations.


(Leena Nandan)

Dated: June 16, 2023

इंदिरा पर्यावरण भवन, जोर बाग रोड़, नई दिल्ली-110 003 फोन : (011)-2081-9408, 2081-9308. फॅक्स : (011)-2081-9238
INDIRA PARYAVARAN BHAWAN, JOR BAGH ROAD, NEW DELHI-110 003, PH. : 011-2081-9408, 2081-9308, FAX: 011-2081-9238
E-mail : secy-moef@nic.in, Website : moef.gov.in



Dr. Dhriti Banerjee
Director
Zoological Survey of India



Preface

Earth is our home planet, the only place in the universe where we know for certain that life exists. Life on earth first appeared 4.28 billion years ago, shortly after the formation of the oceans. Biodiversity is critical for the mechanisms that sustain all life on Earth, including people. The human race's survival is entirely dependent on nature, as humans directly use more than 40% of biological resources.

Nowadays world biodiversity is facing grave dangers from ever-increasing human risks, while natural disasters are also significantly contributing to the creation of diminishing threats to a greater level. According to rough estimates, we are presently seeing not just unprecedented, but also accelerated rates of biodiversity loss owing to the degradation of natural ecosystems.

Indian subcontinent is the 7th largest country, 8th position out of 17 Mega-biodiverse countries of the world falls under Indo-Malayan biogeographic region, one of the eight biogeographic regions in the world. Our country has diversified landscape, terrain, topography, habitat, and ecological features in terrestrial and aquatic zones including the ocean provide the scope and capability to endure assorted life forms.

Species documentation is important in biodiversity estimation and conservation. Also, knowledge on the species interactions and their role in ecosystem necessary to conserve the biodiversity in greater level. The Zoological Survey of India under the Ministry of Environment, Forest and Climate Change is continuously exploring and examining the faunal wealth of the country and address their importance, particularly in terms of their ecosystem services and goods and services they provide to humans.

The purpose of the present book, *Animal Discoveries-2022: New Species and New Records* is to focus on the documentation of new additions of the Indian biodiversity in global context and to create an awareness for concerted efforts to safeguard them.

I am glad that the present publication during the year of Azadi Ka Amrit Mahotsav depicts the consolidated information for 662 species of newly found fauna which enhanced the India's faunal diversity to 1,03,920 species which is equivalent to 6.3% of world's faunal diversity.

I congratulate the ZSI fraternity and Indian animal taxonomists for their significant contributions and new animal discoveries documentations to bring out this book.

[Dhriti Banerjee]

Kolkata

Dated : 14th June 2023

ABBREVIATIONS USED

ADB-U-MF	Assam Don Bosco University Museum of Fish, Meghalaya, India.
AIMB	ATREE Insect Museum, Bangalore, India.
AMC	American College museum, Madurai, Tamilnadu, India.
AMU	Aligarh Muslim University, Aligarh, Uttar Pradesh, India.
AMU-ZD-NC	Department of Zoology, Aligarh Muslim University, India.
ATREE	Ashoka Trust for Research in Ecology and the Environment Insect Museum, Bengaluru, India.
BAKRZRL	Zoological Research Laboratory, Buchi Anjamma and Kotireddy Degree and PG College, Prakasam District, Ongole, Andhra Pradesh, India.
BCKV	Bidhan Chandra Krishi Viswavidyalaya, Mohanpur, Nadia, West Bengal, India.
BNHS	Bombay Natural History Society, Mumbai, Maharashtra, India.
CASAU	Centre of Advanced Study in Marine Biology, Annamalai University.
CATE	Centre for Animal Taxonomy and Ecology, Department of Zoology, Christ College (Autonomous), Irinjalakuda, Kerala, India.
CES-IISc	Centre for Ecological Sciences, Indian Institute of Science, Bangalore, India
CITH	Central Institute of Temperate Horticulture, Srinagar, India.
CKC	Private collection of Karel Černý.
CMFRI-DNR	Marine Biodiversity Museum, ICAR-Central Marine Fisheries Research Institute, Kochi, Kerala, India.
CMLRE	Centre for Marine Living Resources and Ecology, Kochi, Kerala, India.
CSIR-NIO	CSIR—National Institute of Oceanography Taxonomic Reference Centre, Mumbai, India.
CUSAT	Cochin University of Science and Technology, Kochi, Kerala.
CUZM	Cluster University Zoological Museum, Srinagar, Jammu and Kashmir, India.
DABFUK	Department of Aquatic Biology and Fisheries, University of Kerala, India.
DZUC	Department of Zoology, University of Calicut, Malappuram, Kerala, India.
DZUS	Hemiptera Collection of the Zoology Research Team of the University of Silesia in Katowice, Katowice, Poland.
EDAU	Entomology Department, Annamalai University, Chidambaram, Tamil Nadu, India.
FSIKM	Museum of Fishery Survey of India, Kochi, India.
GIS-B	Government Institute of Science, Aurangabad, Maharashtra, India.
GKVK	Gandhi Krishi Vignana Kendra, Bengaluru.
IARID	Indian Agricultural Research Institute, Department of Entomology, New Delhi.
ICAR-CMFRI	Indian Council of Agricultural Research, Central Marine Fisheries Research Institute, Kochi, Kerala.
ICAR-IARI	Indian Council of Agricultural Research, Indian Agricultural Research Institute, New Delhi.

ICAR-NBAIR	Indian Council of Agricultural Research, National Bureau of Agricultural Insect Resources, Bengaluru, India.
ICAR-NBFG	National Fish Museum and Repository of the Indian Council of Agricultural Research, National Bureau of Fish Genetic Resources, Lucknow, India.
INHER	Institute of Natural History Education and Research (INHER), Research Laboratory, Pune, Maharashtra, India.
IPCAS	Helminthological Collection of the Institute of Parasitology, Biology Centre of the Czech Academy of Sciences, České Budějovice, Czech Republic.
KSNUAHS	Department of Entomology, College of Agriculture, Keladi Shivappa Nayaka University of Agricultural and Horticultural Sciences, Navile, Shivamogga, Karnataka, India.
KUDZ	Department of Zoology, University of Kerala, Kariavattom, India.
KUFOS	Kerala University of Fisheries and Ocean Studies, Kochi, India.
KUIC	Kashmir University Insect Collection, Jammu & Kashmir, India.
LFSC-ZRC	Zoological Reference Collection, Department of Life Sciences, Hemchandracharya North Gujarat University, Patan, Gujarat, India.
MBL	'Collembola repository' of Molecular Biodiversity Lab, Government Arts College.
MBM	Marine Biology Museum, Cochin University of Science and Technology, India.
MDZUK	Museum Department of Zoology, University of Kashmir.
MIZ	Museum and Institute of Zoology, Polish Academy of Sciences in Warsaw.
MNCN	Museo Nacional de Ciencias Naturales, Madrid, Spain.
MNHN	Muséum national d'Histoire naturelle, Paris, France.
MTRLDST	Marine Taxonomy Reference Laboratory of the Department of Science and Technology, Lakshadweep, India.
MUMF	Manipur University Museum of Fishes, Manipur, India.
MWM	Museum Witt Munich, Germany.
MWM-ZSM	Museum Witt in the Bavarian State Collection of Zoology (Zoologische Staatssammlung München), Munich, Germany.
MZL	Museum of Zoology, Lausanne, Switzerland.
MZMU	Department of Zoology, Mizoram University, Aizawl, Mizoram, India.
NBAIR	ICAR-National Bureau of Agricultural Insect Resources, Bangalore, India.
NCBS	National Centre for Biological Sciences, Bengaluru, India.
NCPOR	National Center for Polar and Ocean Research collection, Goa, India.
NFIC-FRI	National Forest Insect Collection, Forest Research Institute, Dehradun, India.
NFIS	National Forest Insect Collection.
NHM	Natural History Museum in London, UK.
NHME	Naturkundemuseum Erfurt, Germany.

NHMOU	Natural History Museum, Osmania University, Hyderabad, India.
NHМУK	Natural History Museum, London.
NIM	National Insect Museum, ICAR - National Bureau of Agricultural Insect Resources, Bengaluru, India.
NMNH-NASU	National Museum of Natural History of the national Academy of Sciences of Ukraine, Kyiv, Ukraine.
NPC	National Pusa Collection, Division of Entomology, Indian Council of Agricultural Research-Indian Agricultural Research Institute, New Delhi, India.
NPC-IARI	National Pusa Collection, Indian Agricultural Research Institute, New Delhi- 110012, India..
NRC	National Centre for Biological Sciences, Bengaluru.
NRC-AA	National Centre for Biological Sciences, Bengaluru.
NZC-ZSI/ ZSI-NZC/ NZC/ NZCI/ NZSI	National Zoological collections, Zoological Survey of India, Kolkata.
PUAC	Punjabi University Patiala Ant Collection, Punjab, India.
PUCMF	Pachhunga University College Museum of Fishes, Mizoram.
PUMB	Museum of the Department of Ocean Studies and Marine Biology of Pondicherry University of Andaman and Nicobar Islands, India.
RGUFMSL	Rajiv Gandhi University Fish Museum Soil & Limnology, Itanagar, Arunachal Pradesh, India.
RGUMF	Rajiv Gandhi University Museum of Fishes, Itanagar, Arunachal Pradesh, India.
RMNH	Naturalis Biodiversity Centre, Leiden, the Netherlands.
SERL	Shadpada Entomology Research Lab, Irinjalakuda, Kerala, India.
TNHS	Travancore Nature History Society, Thiruvananthapuram, Kerala.
TORG	Travancore Odonate Research Group, Trivandrum, Kerala.
UASB	University of Agricultural Sciences, Bengaluru, India.
VCK	Vidyasagar College, Kolkata, India.
WILD	Wildlife Information Liaison Development Society, Coimbatore, Tamil Nadu, India.
ZDAMU	Insect collections, Department of Zoology, Aligarh Muslim University, Aligarh, India.
ZFMK	Zoologisches Forschungsmuseum Alexander Koenig, Leibniz Institute for the Analysis of Biodiversity Change, Bonn, Germany.
ZIN	Zoological Institute of the Russian Academy of Sciences, Saint Petersburg, Russia.
ZMTC	Zoological Museum Thiagarajar College (ZMTC), Madurai, Tamil Nadu.
ZSI	Zoological Survey of India, Kolkata, India.
ZSI-ANRC	Zoological Survey of India, Andaman and Nicobar Research Centre, Port Blair, Andaman & Nicobar Islands, India.
ZSI-APRC	Zoological Survey of India, Arunachal Pradesh Regional Centre, Itanagar, Arunachal Pradesh, India.
ZSIC	Southern Regional Centre of the Zoological Survey of India, Chennai, Tamil Nadu, India.

ZSI-CEL	Central Entomology Laboratory, Zoological Survey of India, Kolkata, West Bengal, India.
ZSI-EBRC	Zoological Survey of India, Estuarine Biology Regional Centre, Gopalpur-on-Sea, Odisha, India.
ZSI-FBRC	Zoological Survey of India, Freshwater Biology Regional Centre, Hyderabad, India.
ZSI-GNC	Zoological Survey of India, General Non-Chordata Section, Kolkata, India.
ZSI-GPRC	Zoological Survey of India, Gangetic Plains Regional Centre, Patna, India.
ZSI-HARC	Zoological Survey of India, High Altitude Regional Centre, Solan, Himachal Pradesh, India.
ZSIK	Zoological Survey of India, Western Ghat Regional Centre, Kozhikode, Kerala, India.
ZSI-MARC	Zoological Survey of India, Marine Aquarium and Regional Centre, Digha, West Bengal, India.
ZSI-MBRC	Zoological Survey of India, Marine Biological Research Centre, Chennai, Tamil Nadu, India.
ZSI-NERC	Zoological Survey of India, North Eastern Regional Centre, Shillong, India.
ZSIS	North Eastern Regional Centre, Zoological Survey of India, Shillong.
ZSI-SRC	Zoological Survey of India, Southern Regional Centre, Chennai, Tamil Nadu, India.
ZSI-SRS	Zoological Survey of India, Southern Regional Station, Chennai, India.
ZSI-WGRC	Zoological Survey of India, Western Ghat Regional Centre, Kozhikode (Calicut), Kerala, India.
ZSI-WRC	Zoological Survey of India, Western Regional Centre, Pune, Maharashtra, India.



CONTENTS

Executive Summary

2

Introduction

8

New Species

20

3.1	Mammalia	3.8.10	Mantodea
3.2	Reptilia	3.8.11	Blattodea
3.3	Amphibia	3.8.12	Odonata
3.4	Pisces	3.8.13	Ephemeroptera
3.5	Mollusca	3.8.14	Zygentoma
3.6	Bryozoa	3.9	Collembola
3.7	Diplopoda	3.10	Crustacea
3.8	Insecta	3.11	Arachnida
3.8.1	Diptera	3.12	Annelida
3.8.2	Lepidoptera	3.13	Nematoda
3.8.3	Coleoptera	3.14	Platyhelminthes
3.8.4	Hymenoptera	3.15	Cnidaria
3.8.5	Hemiptera	3.16	Porifera
3.8.6	Thysanoptera	3.17	Protozoa
3.8.7	Psocoptera	3.18	Chromista
3.8.8	Orthoptera		
3.8.9	Dermaptera		





New Records

231

4.1	Mammalia	4.7.3	Coleoptera	4.10	Arachnida
4.2	Reptilia	4.7.4	Hymenoptera	4.11	Annelida
4.3	Ampbhibia	4.7.5	Hemiptera	4.12	Nematoda
4.4	Pisces	4.7.6	Thysanoptera	4.13	Platyhelminthes
4.5	Ascidiacea	4.7.7	Orthoptera	4.14	Cnidaria
4.6	Mollusca	4.7.8	Blattodea	4.15	Chromista
4.7	Insecta	4.7.9	Ephemeroptera		
4.7.1	Diptera	4.8	Collembola		
4.7.2	Lepidoptera	4.9	Crustacea		

Species
Index
333

ANIMAL
DISCOVERIES
NEW SPECIES
NEW RECORDS
2022



1

EXECUTIVE SUMMARY

India, one of the world's 17 mega diverse countries, makes up only 2.4% of the planet's surface area yet 8.1% of its species diversity. India is also a vast repository of traditional knowledge associated with biological resources. The inventories of floral and faunal diversity are progressively being updated with varied new discoveries through routine surveys and extensive research.

The Zoological Survey of India (ZSI) is a premier research institution functioning under the Ministry of Environment, Forest and Climate Change (MoEFCC), serving to the Nation over 108 years. This institute has been assigned the task of documenting the faunal resources of the country for their effective conservation, management and sustainable utilization. Scientists of ZSI are describing new species at the rate of 125 to 135



per year. Till December 2022, a total of 5503 species have been described as new to science by the scientists of ZSI.

Since 2007, the ZSI is publishing the “Animal Discoveries of India- New species and New Records” annually based on the published information available in India.

During 2022, a total 662 new discoveries (467 new species, 195 new records to India and 18 new genera) have been published by the scientists, faculties and researchers from India. (Table1).



Table 1

The species under different faunal groups described as new species as well as new record during 2022

Sl. No.	Faunal Group	New genus	New Species	New Record to India	Total Additions in 2022
1.	Mammalia		3	1	4
2.	Reptilia	1	30	2	32
3.	Amphibia		6	1	7
4.	Pisces		28	8	36
5.	Ascidiacea			3	3
6.	Mollusca		7	10	17
7.	Bryozoa		5		5
8.	Diplopoda	1	4		4
9.	Diptera	1	25	7	32
10.	Lepidoptera	2	32	64	96
11.	Coleoptera		10	5	15
12.	Hymenoptera	3	123	25	148
13.	Hemiptera	2	13	12	25
14.	Thysanoptera		4	6	10
15.	Psocoptera		1		1
16.	Orthoptera	1	6	1	7
17.	Dermaptera		1		1
18.	Mantodea		1		1
19.	Blattodea	1	5	2	7
20.	Odonata		4		4
21.	Ephemeroptera		31	3	34
22.	Zygentoma		3		3
23.	Collembola		2	2	4
24.	Crustacea	4	26	14	40
25.	Arachnida	1	67	7	74
26.	Annelida		6	3	9
27.	Nematoda		13	1	14

Sl. No.	Faunal Group	New genus	New Species	New Record to India	Total Additions in 2022
28.	Platyhelminthes	1	3	3	6
29.	Cnidaria		1	6	7
30.	Porifera		3		3
31.	Protozoa		3		3
32.	Chromista		1	9	10
	Total	18	467	195	662

The book also provided information on the total number of species recorded from India under different faunal groups which forms a baseline information for the biodiversity conservation and management plans (Table 2.)

Table 2

Number of Faunal species known from India (updated December 2022)

Kingdom	Phylum	Number of species World (approx)	Number of species In India upto Dec 2022	Additions of the Indian Fauna in 2022
Protista		50,012	3,570	13
Animalia	Phylum Dicyemida	122	10	
	Phylum Porifera	8,550	574	3
	Phylum Cnidaria	11,935	1,468	7
	Phylum Ctenophora	199	20	
	Phylum Platyhelminthes	29,495	1,806	6
	Phylum Rotifera	2,200	467	
	Phylum Gastrotricha	790	163	
	Phylum Kinorhyncha	315	10	

Kingdom	Phylum	Number of species World (approx)	Number of species In India upto Dec 2022	Additions of the Indian Fauna in 2022
	Phylum Nematoda	30,027	3,031	14
	Phylum Acanthocephala	1,308	308	
	Phylum Sipuncula	162	41	
	Phylum Echiura	198	47	
	Phylum Annelida	20,006	1,060	9
	Phylum Onychophora	183	1	
	Phylum Arthropoda	12,04,316	77,776	
	Subphylum Chelicerata	61,592	6,246	
	Class Arachnida	60,052	6208	74
	Class Merostomata	200	2	
	Class Pycnogonidia	1,340	36	
	Subphylum Crustacea	67,735	4,012	40
	Subphylum Hexapoda	1,063,834	67,129	
	Class Collembola	8,162	344	4
	Class Diplura	975	18	
	Class Protura	816	20	
	Class Insecta	10,53,881	66,747	384
	Subphylum Myriapoda	1,1,155	389	
	Class Chilopoda	3,112	101	
	Class Diplopoda	7,839	278	4
	Class Symphyla	204	10	
	Phylum Phoronida	12	3	
	Phylum Bryozoa (Ectoprota)	5,434	355	5
	Phylum Entoprocta	150	10	
	Phylum Brachiopoda	392	8	

Kingdom	Phylum	Number of species World (approx)	Number of species In India upto Dec 2022	Additions of the Indian Fauna in 2022
	Phylum Chaetognatha	170	44	
	Phylum Tardigrada	1,381	32	
	Phylum Mollusca	85,015	5,266	17
	Phylum Nemertea	1,368	6	
	Phylum Echinodermata	7,551	788	
	Phylum Hemichordata	139	14	
	Phylum Chordata	1,10,321	7,044	
	Subphylum Cephalochordata	33	6	
	Subphylum Tunicata	2,804	534	3
	Subphylum Vertebrata [= Craniata]	1,07,484	6,504	81
	Class Pisces	70,449	3,532	36
	Class Amphibia	8,445	450	7
	Class Reptilia	11,733	738	32
	Class Aves	10,357	1,346	
	Class Mammalia	6,500	436	4
	Total (Animalia)	15,21,739	1,00,350	
	Grand Total (Protista + Animalia)	15,71,751	1,03,920	662

According to the database of ZSI as on 1st January 2023, the faunal diversity of India is 1,03,920 species with the addition of 662 species to the Indian fauna (including 467 new species and 195 new records to India), which accounts to 6.6% of Global faunal diversity (Table 2).



INTRODUCTION

Biodiversity refers to the richness and diversity of life on Earth, including the animals, plants, fungi, and even microorganisms such as bacteria (Margulis et al., 1999). It is our planet's most complex and important feature and it is ecologically and economically significant (Moldan et al., 2022). Understanding how biodiversity and ecosystems benefit people has resulted in a suite of approaches that are increasingly being used to support sustainable management through ecosystem services (Ingram et al., 2012). Ecosystem services are classified as regulating services like air and water purification and soil, and biological control services, goods services like fuel and food, cultural services like pollination, and supporting services like nutrient cycling, habitat services and information services

(De Groot et al., 2002; Dominati et al., 2010). The diversity of a geographical area can be estimated through the known and unknown species numbers of that area. Conservationist believes that taxonomy is an essential tool for understanding biodiversity, as it provides the organizing principle for thinking about this vast topic (McNeely, 2002). Here, taxonomy plays a major role in naming, describing, and classifying organisms, which encompasses all plants, animals, and microorganisms in our planet earths geographical area (Guerra García et al., 2008). Taxonomy and ecology, two fundamental sciences that generate biodiversity knowledge, have a number of limitations that prevent them from providing the information needed to fully comprehend the importance of biodiversity in its entirety for human

sustainability (Kim and Byrne, 2016). This benefits a country, a state, and a district by assisting them in maintaining their ecosystems by balancing species status and diversity.

Every year, scientists and researchers describe the tens of thousands of microbes, plants, and animals on the planet (Appeltans et al., 2012). Sometimes these species are completely new to science and have never been studied before, and other times a species and its subspecies are examined more closely and it is determined that they should be considered separate species. We can understand the biodiversity and susceptibility of a particular ecosystem by studying species taxa, estimates of species richness, threatened species, and fossil species. However, systematic species classification and conservation are thought to be inextricably linked activities (Mace, 2004).

Recent taxonomic studies have revealed that more than 99.9% of all species that have ever lived on Earth are thought to be extinct, totaling over five billion species ((Mora et al., 2011). The number of current species on Earth is estimated to be between 3 million and 100 million, with approximately 2 million documented, while over 86% of land species and 91% of marine species are unknown. The earliest undisputed evidence of life dates back at least 4.54 billion years ago, and five major mass extinctions and several minor events have resulted significant fluctuation in biodiversity (Dodd et al., 2017). Our rapid population growth and unsustainable consumption patterns are the primary causes of biodiversity loss. This is happening thousands of times faster than it did millions of years ago. Even though it is difficult to comprehend the entire planet's biodiversity in a single lifetime, it is still necessary to try to discover as many species as possible. It will aid naturalists, environmentalists, and conservationists in developing new conservation strategies and recovery plans for the species.

The Indian subcontinent's have diverse biomes such as desert, high mountains, highlands, tropical and temperate forests, swamplands, plains, grasslands, and areas surrounding rivers, as well as the island archipelago, cover 23.39 percent of its geographical area. According to the International Union for Conservation of Nature (IUCN), India

is a megadiverse country with only 2.4% of the world's land area, accounts for 7-8% of all recorded species. India also supports globally important populations of some of Asia's rarest animals, such as the Bengal Fox, Asiatic Cheetah, Marbled Cat, Asiatic Lion, Indian Elephant, Asiatic Wild Ass, Indian Rhinoceros, Markhor, Gaur, Wild Asiatic Water Buffalo etc. Indian subcontinent comprises two realms, five biomes, and 10 biogeographic zones with 25 biogeographic provinces and four biodiversity hotspots. In addition, nearly 5% of India's total land area is formally designated as protected areas.

India is home to thousands of species, both known and unknown, that have been discovered through extensive surveys and exploration to better understand Indian biodiversity. Despite the fact that the current population is dependent on biodiversity in a variety of ways, species are disappearing at an alarming rate as a result of human activity. Recent global events, particularly habitat loss caused by natural and man-made disasters, are exacerbating biological diversity loss. The majority of unknown species are either extinct or on the verge of extinction as a result of the disasters, which means they require protection. Biologists, particularly taxonomists, devote their time to informing the public about new discoveries through the publication of articles. It helps the general public understand the existence of all species worldwide, as well as our ability to shape the social, political, and financial forces that influence conservation efforts.

The Zoological Survey of India (ZSI) is a premier research organization in the Country functioning under the Union Ministry of Environment, Forest and Climate Change exploring the faunal resources of India for conservation, and management. ZSI is one of the largest faunal repositories in the world, and it maintains voucher specimens for reference to the taxonomists. ZSI has a total holding of more than 6.4 million specimens from 46 countries and maintained since 1810. The institute's primary areas of focus are the exploration, survey, inventorying, and monitoring of faunal diversity across various states, the periodic review of the status of endangered and threatened species, ecosystems, and protected areas in India, bio-ecological studies, training, and

identification of local fauna. It also provides advice to the forest department and maintenance and development of National Zoological Collections. The studies and collections of ZSI publications provide a fundamental overview of the biodiversity profile of the Nation.

During the year 2022, a total 662 new discoveries including 467 new species and 195 new records

have been published from India. This year too, the maximum number of new discoveries have been recorded from invertebrates with 583 species, while vertebrate constitutes 79 species. Insects dominate among invertebrates with 384 species, whereas, Fishes dominated among vertebrates followed by Reptiles, Amphibia and Mammals. Diversity of species discoveries in different faunal groups during 2022 is represented in Figure 1.

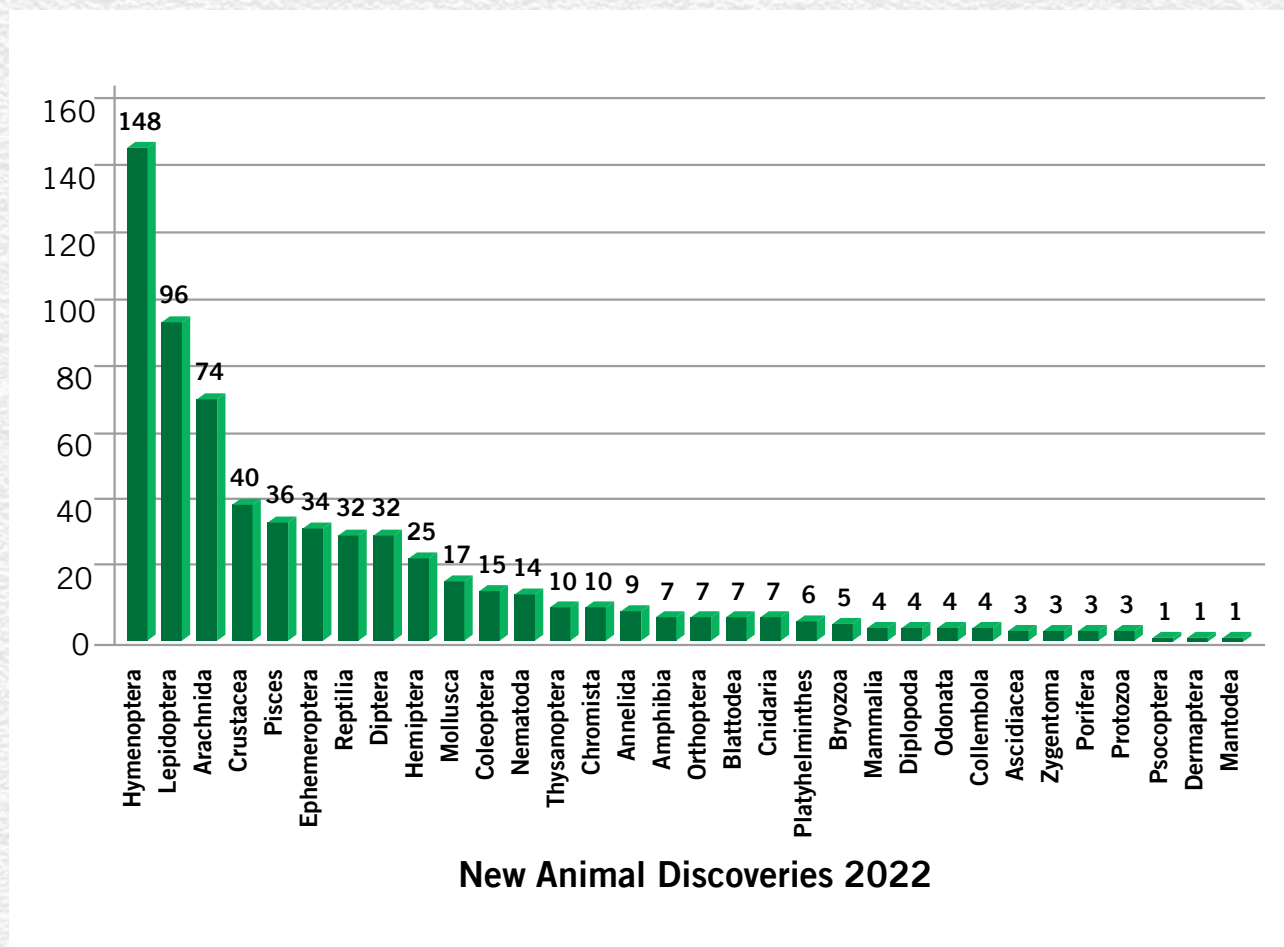


Figure 1. New Discoveries in different Faunal Groups during 2022

The lack of a system to organize previous taxonomic knowledge, as well as frequent contemporary taxonomic modifications, have hampered species identification. As a result, the Global Taxonomy Initiative (GTI), a UN Convention on Biological Diversity (CBD) cross-cutting issue, was established to address the lack of taxonomic information and expertise available in many parts of the world, and thus to improve decision-making in conservation, sustainable use, and equitable sharing of the benefits derived from genetic resources.

The data analysis of last 10 years (2013-2022) reveals that a total of 4,528 species (3,319 new species; 1,209 new records) have been added to

the Indian fauna. As regards new species maximum of 467 species are described in the year 2022 and minimum of 176 species in 2014, whereas, maximum new records are 195 species in 2022 and lowest of 54 species in 2013 (Fig. 2). It is also important to state that scientists of ZSI alone have contributed nearly 32.09% (1065 species) of total newly described and 56.7% (686 species) of newly recorded species during the last 10 years (Fig. 2).

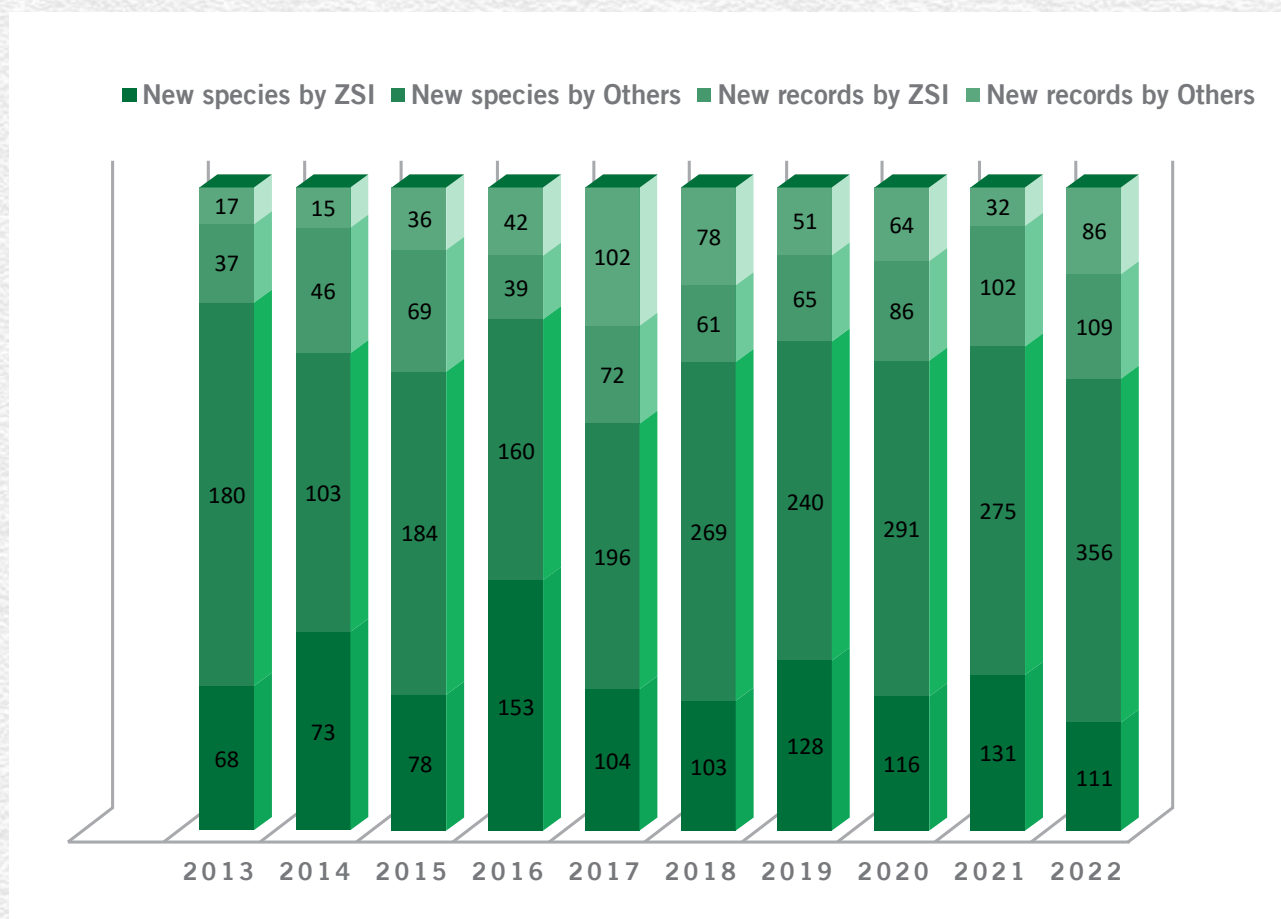


Figure 2: Addition of new species and new records of fauna in India during last 10 years

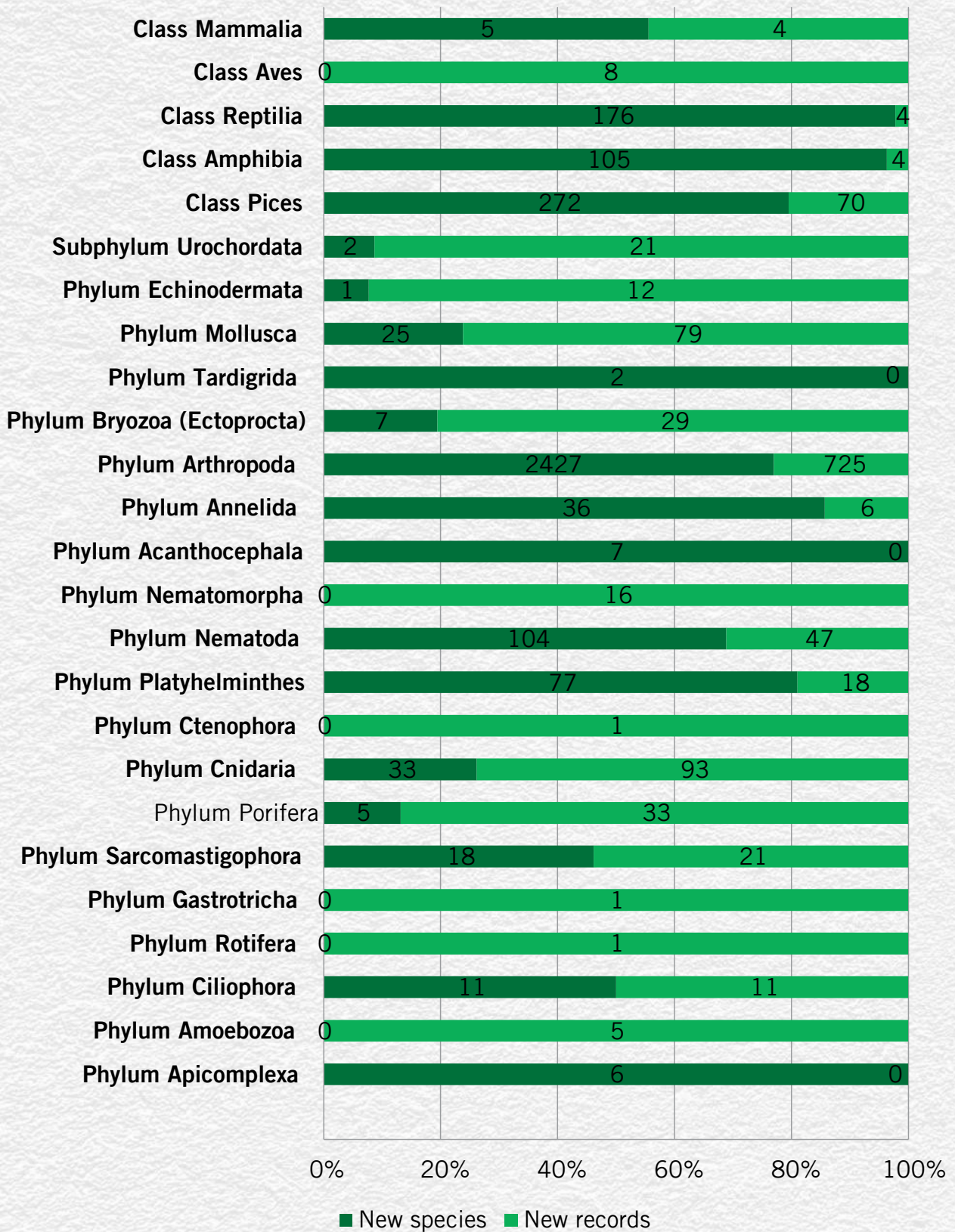


Figure 3: Addition of group-wise new species and new records of fauna in India during last 10 years

The group-wise faunal inventory during the last 10 years (2013-2022) suggested that maximum of 2427 species are newly described under the Phylum Arthropoda while only two species each is described under the Phyla Tardigrada and Urochordata and one species of Echinodermata among the invertebrates. Among the vertebrate maximum of 272 species fishes and minimum of only five species of mammal are described (Fig. 2). Among the new distributional records, maximum of 725 species of arthropods are recorded from India (Fig. 3).

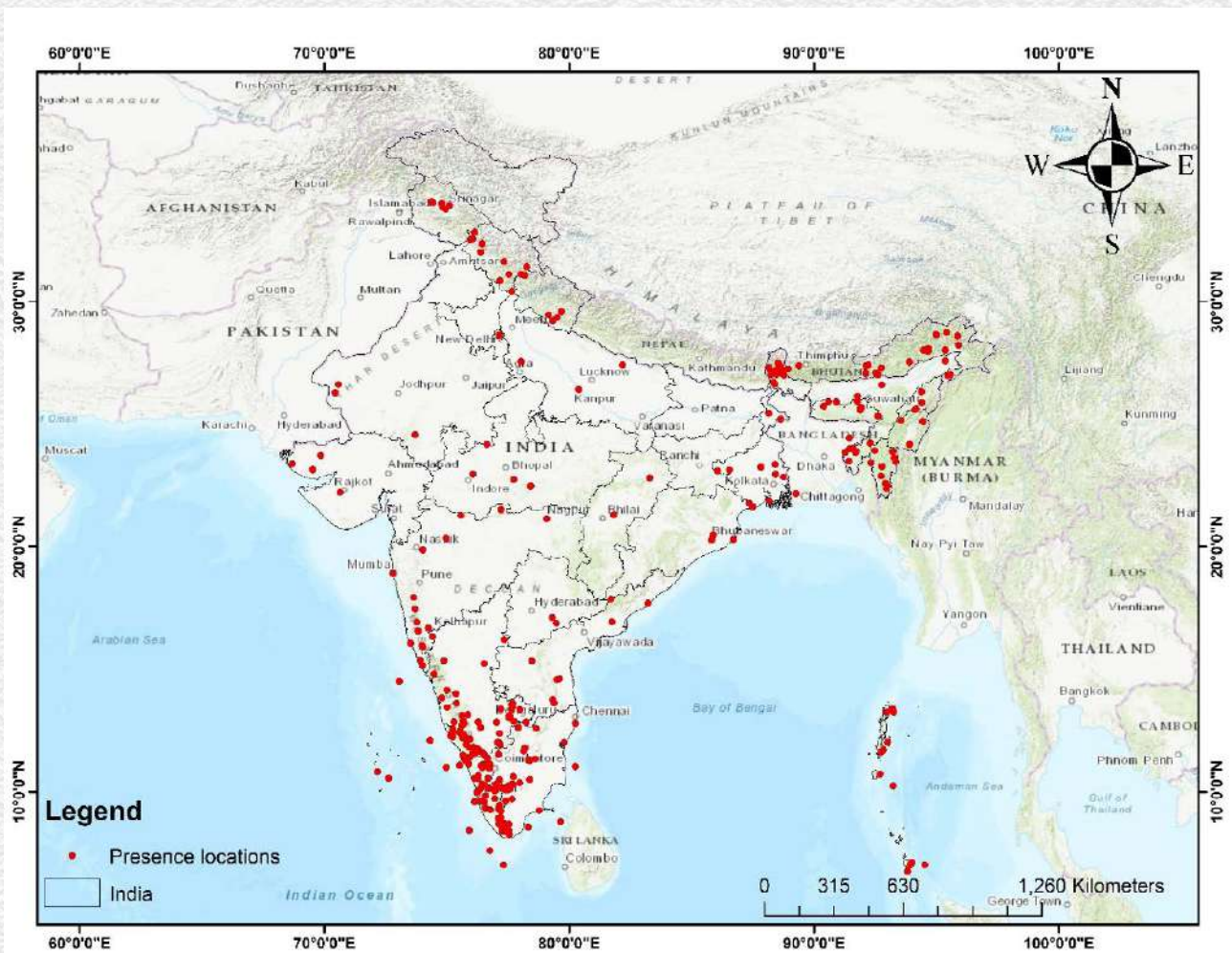


Figure 4: New Species Distribution Map

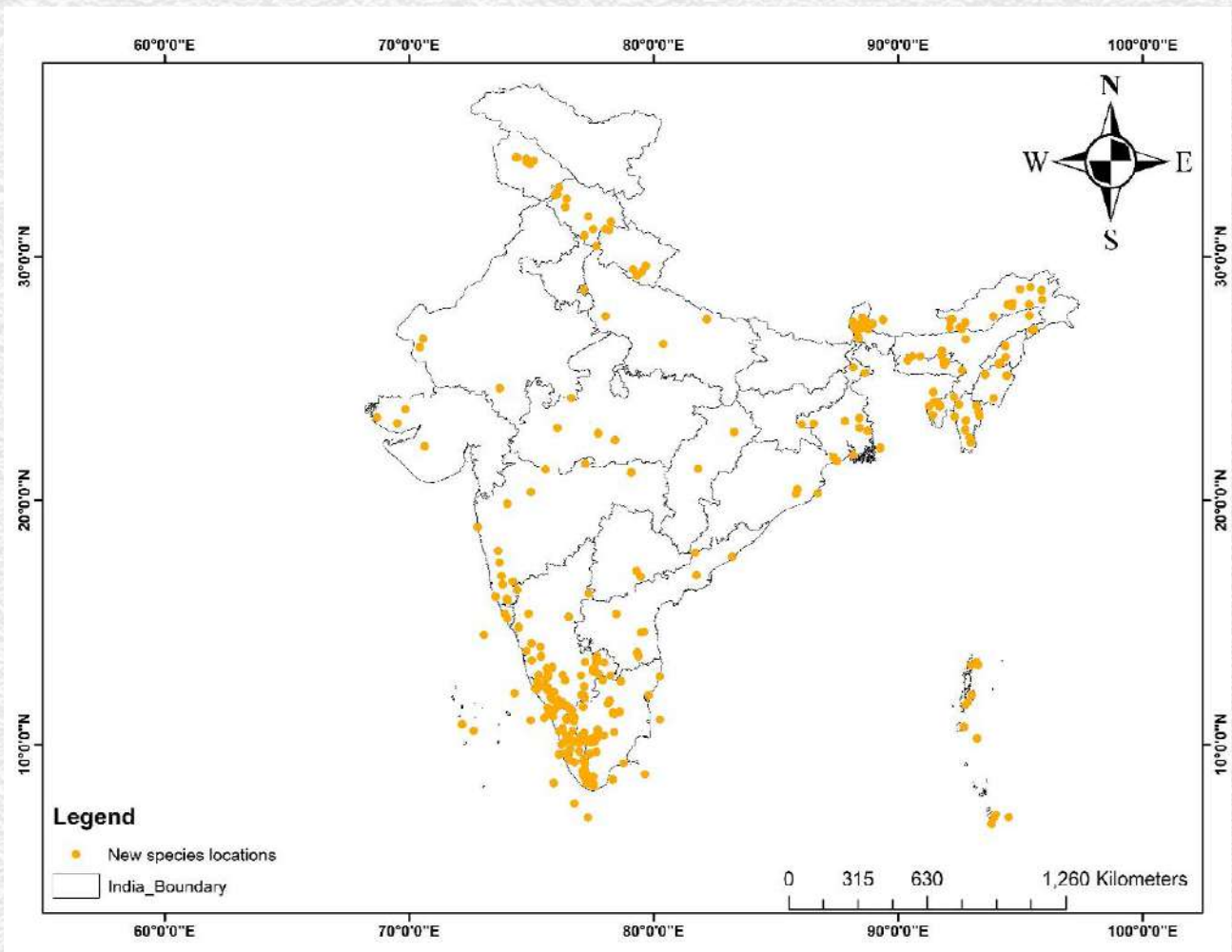


Figure 5. New Records Distribution Map



The new species distribution map (Fig.4) sheds light on the areas where new discoveries are expected in the future, the maximum number of species are recorded from south, followed by the eastern and northern part of the country, whereas new records distribution map (Fig .5) gives us the overall distribution of additions to the Indian fauna.

Table 1

State wise list of new species and new records during 2022

States & Union Territories	Number of New Species	Number of New Records
Andaman and Nicobar Islands	24	30
Andhra Pradesh	12	3
Arunachal Pradesh	20	18
Assam	5	1
Bihar	0	0
Chandigarh	0	0
Chhattisgarh	3	1
Dadra and Nagar Haveli	0	0
Daman and Diu	0	1
Delhi	2	5
Goa	2	2
Gujarat	4	2
Haryana	0	0
Himachal Pradesh	14	3
Jammu and Kashmir	13	4
Jharkhand	0	0
Karnataka	64	24
Kerala	82	15
Ladakh	0	3
Lakshadweep	4	9
Madhya Pradesh	5	1

States & Union Territories	Number of New Species	Number of New Records
Maharashtra	15	0
Manipur	10	20
Meghalaya	9	4
Mizoram	11	4
Nagaland	6	2
Odisha	3	6
Puducherry	0	1
Punjab	0	0
Rajasthan	3	2
Sikkim	18	7
Tamil Nadu	71	13
Telangana	3	0
Tripura	8	2
Uttar Pradesh	4	1
Uttarakhand	13	9
West Bengal	34	17
Other Areas		
Gulf of Munnar	1	1
Indian Ocean	4	0

During 2022 maximum new discoveries are recorded from Kerala- 97 (82 new species; 15 new records); followed by Karnataka- 88 (64; 24); Tamil Nadu- 84 (71; 13); Andaman and Nicobar Islands- 54 (24; 30); West Bengal- 51 (34; 17); Arunachal Pradesh 38 (20; 18), while single new species reported from Gulf of Munnar. In general, during 2022, more new discoveries are reported from the southern part of India followed by Andaman and Nicobar Islands and West Bengal.





References

Appeltans, W., Ah Yong, S.T., Anderson, G., Angel, M.V., Artois, T., Bailly, N., Bamber, R., Barber, A., Bartsch, I., Berta, A. and Błaewicz-Paszkowycz, M., 2012. The magnitude of global marine species diversity. *Current Biology*, 22(23): 2189-2202.

De Groot, R.S., Wilson, M.A. and Boumans, R.M., 2002. A typology for the classification, description and valuation of ecosystem functions, goods and services. *Ecological Economics*, 41(3): 393-408.

Dodd, M.S., Papineau, D., Grenne, T., Slack, J.F., Rittner, M., Pirajno, F., O'Neil, J. and Little, C.T.S. 2017. Evidence for early life in Earth's oldest hydrothermal vent precipitates. *Nature*. 543 (7643): 60–64.

Dominati, E., Patterson, M. and Mackay, A., 2010. A framework for classifying and quantifying the natural capital and ecosystem services of soils. *Ecological Economics*, 69(9): 1858-1868.

Guerra García, J.M., Espinosa Torre, F. and García Gómez, J.C., 2008. Trends in taxonomy today: an overview about the main topics in taxonomy. *Zoológica Baetica*, 19:15-49.

Ingram, J.C., Redford, K.H. and Watson, J.E., 2012. Applying ecosystem services approaches for biodiversity conservation: benefits and challenges. SAPI EN. S. *Surveys and Perspectives Integrating Environment and Society*, (5.1).

Kim, K.C. and Byrne, L.B., 2006. Biodiversity loss and the taxonomic bottleneck: emerging biodiversity science. *Ecological Research*, 21:794-810.

Mace, G.M., 2004. The role of taxonomy in species conservation. *Philosophical Transactions of the Royal Society of London. Series B: Biological Sciences*, 359(1444):711-719.

Margulis, L., Schwartz, K.V. and Dolan, M., 1999. Diversity of life: the illustrated guide to the five kingdoms. Jones & Bartlett Learning. 248 pp.

McNeely, J.A., 2002. The role of taxonomy in conserving biodiversity. *Journal for Nature Conservation*, 10(3): 145-153.

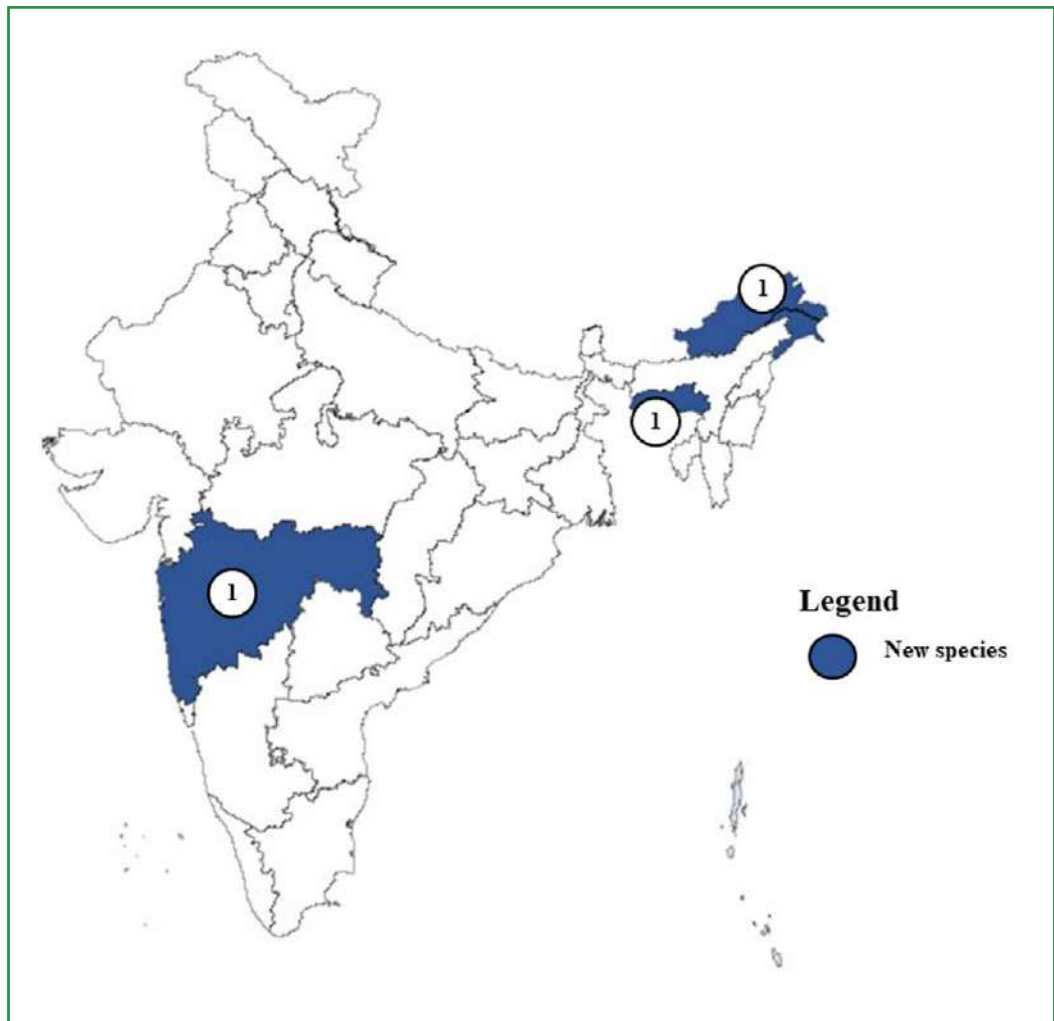
Moldan, B., Janoušková, S. and Hák, T., 2012. How to understand and measure environmental sustainability: Indicators and targets. *Ecological indicators*, 17: 4-13.

Mora, C., Tittensor, D.P., Adl, S., Simpson, A.G. and Worm, B., 2011. How many species are there on Earth and in the ocean? *PLoS biology*, 9(8): p. e1001127.



3

**NEW
SPECIES**



Mammalia has the largest class in the animal kingdom. Mammals play crucial roles in all ecosystems by performing a broad range of key functions. The greatest majority of mammals in the world live in terrestrial environments, only 1.6 % of mammals live in marine habitats. Mammals show extreme morphological diversity of forms; the smallest mammals are found among the bats and shrews and can weigh as little as 2 grams; the largest mammal is the blue whale, which can weigh 160,000 kg. Scientists of the Zoological Survey of India recently discovered a new primate species from India using integrative approach. A total of three new species of mammals have been described this year, one species each from Arunachal Pradesh, Maharashtra and Meghalaya.

Phylum: CHORDATA
Class: MAMMALIA
Order: CHIROPTERA
Family: MINIOPTERIDAE
Genus: *Miniopterus* Bonaparte, 1837

***Miniopterus phillipsi* Kusuminda et al.,
Acta Chiropterologica, 24(1): 1–17, 2022**

The species *Miniopterus phillipsi* was described by Tharaka Kusuminda, Amani Mannakkara, Kanishka D. B. Ukuwela, Sergei V. Kruskop, Chamara J. Amarasinghe, Uttam Saikia, Parvathy Venugopal, Mathisha Karunarathna, Rajika Gamage, Manuel Ruedi, Gábor Csorba, Wipula B. Yapa and Bruce D. Patterson based on a type specimens collected from evergreen forest of Mahabaleshwar region of northern Western Ghats. The type specimens have been deposited in Harrison Museum, UK. This species is named after W. W. A. Phillips in recognition of his immense contributions to studies on the mammals of Sri Lanka and South Asia.



Miniopterus phillipsi Kusuminda et al., 2022

Family: VESPERTILIONIDAE
Genus: *Glischropus* Dobson, 1875

***Glischropus meghalayanus*
Saikia, Ruedi & Csorba. *Zootaxa*,
5154(3): 355-364, 2022**

The species *Glischropus meghalayanus* was described by Uttam Saikia, Manuel Ruedi and Gabor Csorba based on a Holotype and one Paratype collected from Forest at Lailad (25°56'13" N and 91°46'24" E, 210 m a.s.l.), adjacent to Nongkhyllem Wildlife Sanctuary, Ri-Bhoi district, Meghalaya. The type specimens have been deposited in Zoological Survey of India, Shillong. The specific epithet *meghalayanus* is derived from the Meghalaya state in north-eastern India from where it was discovered.



Glischropus meghalayanus Saikia,
Ruedi & Csorba, 2022

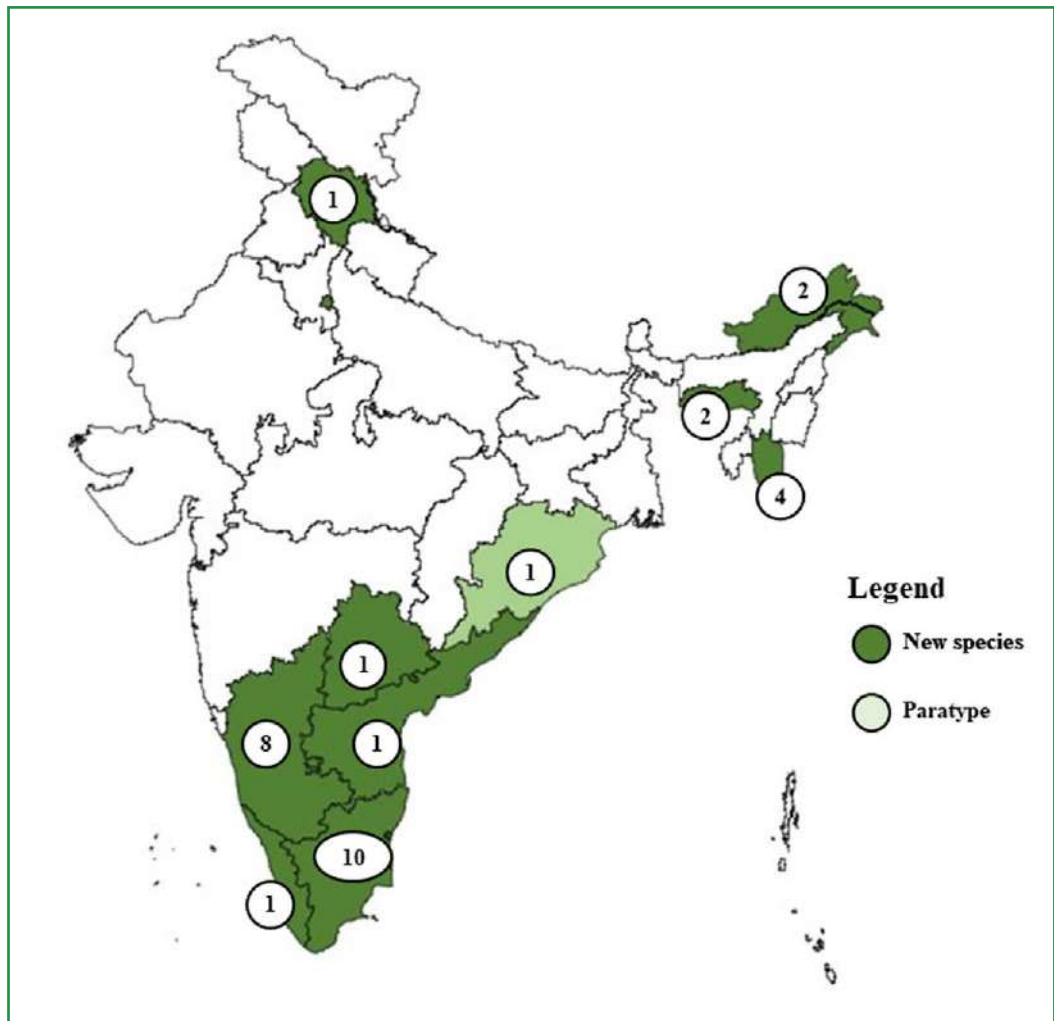
Order: PRIMATES
Family: CERCOPITHECIDAE
Genus: *Macaca* Lac ep`epde, 1799

***Macaca selai* Ghosh, Thakur, Singh, Dutta, Sharma, Chandra & Banerjee.
Molecular Phylogenetics and Evolution, 174(2022): 107513, 2022**

The species *Macaca selai* was described by Avijit Ghosh, Mukesh Thakur, Sujeet K. Singh, Ritam Dutta, Lalit K. Sharma, Kailash Chandra and Dhriti Banerjee based on a Holotype photographed from Nyukmadung (27.4057°N and 92.1332°E, 2016 asl), West Kameng district, Arunachal Pradesh. The holotype lives to a multi-male multi-female troop of about 23 individuals. The proposed specific name for the taxon is derived from a local tribal woman 'Sela'. The 'Sela pass' named after her who supported Indian soldier during the attack and invasion by Chinese army in Tawang, Arunachal Pradesh.



Macaca selai Ghosh *et al.*, 2022



Reptiles are one of the most diverse vertebrates and reptile-like animals that first appeared during the Mesozoic era, about 250 million years ago. Since then, they have adapted to a variety of habitats and some have specialized to specific micro-habitats. The class Reptilia comprises chelonians (turtles & tortoises), crocodylians, snakes, lizards, tuatara and their extinct relatives. Reptiles are an integral part of the ecosystem as prey and predators. Other than maintaining balance in the ecosystem, reptiles are used for various human welfare purposes such as food and medicine, as pets and some of them also cause health hazards, specifically the conflict with the potentially dangerous snakes affecting millions of lives each year in India. Although most of the reptile species in India are legally protected as part of different schedules of the Wild Life (Protection) Act, 1972, it does not seem sufficient to prevent them from getting threatened. In comparison to other vertebrate groups, reptiles often have very restricted distributions with specific microhabitat requirements, making them particularly vulnerable to anthropogenic environmental changes. In the IUCN Red List assessment, 628 Indian reptile species have been assessed, of which 107 species are in the threatened category, 37 are Near Threatened, 359 are Least Concerned and 125 species are in the Data Deficient category. The threatened list includes 26 Critically Endangered, 48 Endangered and 33 species under the Vulnerable category. Considering the increasing discovery of new species and the efforts required to conserve the threatened species, there is vast scope and opportunities in the field of reptile studies in India. A total of 30 new species of reptiles have been described this year from the various states of India: Tamil Nadu (10), Karnataka (8), Mizoram (4), Arunachal Pradesh (2), Meghalaya (2), Jammu and Kashmir (1), Andhra Pradesh (1), Kerala (1) and Telengana (1).

Class: REPTILIA
Order: SQUAMATA
Family: COLUBRIDAE
Genus: *Herpetoreas* Günther, 1860

***Herpetoreas murlen* Lalremsanga, Bal, Vogel & Biakzuala.
SALAMANDRA, 58(2): 101–115, 2022**

The species *Herpetoreas murlen* was described by Hmar Tlawmte Lalremsanga, Amit Kumar Bal, Gernot Vogel and Lal Biakzuala based on a Holotype collected from Murlen National Park (23.62627°N and 93.28936°E, 1763 m asl), Champhai district, Mizoram. The type specimens have been deposited in MZMU. The specific epithet refers to the type locality, Murlen National park, Champhai District, Mizoram, India.



Herpetoreas murlen Lalremsanga et al., 2022

Family: EUBLEPHARIDAE
Genus: *Eublepharis* Gray, 1827

***Eublepharis pictus* Mirza & Gnaneswar.
Evolutionary Systematics, 6: 77–88, 2022**

The species *Eublepharis pictus* was described by Zeeshan A. Mirza and Chandrashekaruni Gnaneswar based on a Holotype collected from Vishakhapatnam, Andhra Pradesh and Paratypes collected from Russelconda, Ganjam district, Odisha. The type specimens have been deposited in NCBS. The specific epithet 'pictus' is a Latin word that means 'painted' referring to the colouration of the species in life.



Eublepharis pictus Mirza & Gnaneswar, 2022

Family: GEKKONIDAE

Genus: *Cnemaspis* Strauch, 1887

***Cnemaspis agayagangai*
Agarwal,
Thackeray &
Khandekar.
*Vertebrate
Zoology, 72:*
1137–1186, 2022**

The species *Cnemaspis agayagangai* was described by Ishan Agarwal, Tejas Thackeray and Akshay Khandekar based on a Holotype and two Paratypes collected from Agaya Gangai waterfalls (11.2640°N and 78.3925°E, 860 m asl), Kolli hills, Namakkal district, Tamil Nadu and six Paratypes collected from Arappaleeswarar temple (11.2645°N and 78.3906°E, 940 m asl.) and Agaya Gangai waterfalls (11.2656°N and 78.3943°E, 780 m asl.), Namakkal district, Tamil Nadu. The type specimens have been deposited in NRC-AA. The specific epithet is for the type locality of the new species, the Agaya Gangai Waterfalls.



Cnemaspis agayagangai
Agarwal, Thackeray &
Khandekar, 2022

***Cnemaspis azhagu*
Khandekar, Thackeray & Agarwal.
Vertebrate Zoology, 72: 385–422,
2022**

The species *Cnemaspis azhagu* was described by Akshay Khandekar, Tejas Thackeray and Ishan Agarwal based on a Holotype and 13 Paratypes collected from Thirukurungudi forest range (8.4069°N and 77.5485°E, 200 m and 8.4142°N and 77.5323°E, 400 m), Kalakad Mundanthurai Tiger Reserve, Tirunelveli district, Tamil Nadu. The type specimens have been deposited in NRC and BNHS. The specific epithet, *azhagu* (a-lhagu, also sometimes transliterated as *alaku*), is the Tamil word for beauty and is used as a noun in apposition for this beautiful new species.



Cnemaspis azhagu
Khandekar, Thackeray &
Agarwal, 2022

***Cnemaspis fantastica* Agarwal, Thackeray, & Khandekar. *Vertebrate Zoology*, 72: 1137–1186, 2022**

The species *Cnemaspis fantastica* was described by Ishan Agarwal, Tejas Thackeray and Akshay Khandekar based on a Holotype and two Paratypes collected from Tree view point, Kolli Hills (11.3192°N and 78.3460°E, 1060 m asl.), Solakkadu, Namakkal district, Tamil Nadu and five Paratypes collected from different localities of Kolli Hills (11.3240°N and 78.3419°E, 800 m asl and 11.3270°N and 78.3392°E, 600 m asl), Tamil Nadu. The type specimens have been deposited in NRC-AA. The specific epithet is derived from the Greek phantastikós, alluding to the spectacular colouration of the new species.



Cnemaspis fantastica
Agarwal, Thackeray, & Khandekar, 2022

***Cnemaspis kalakadensis* Khandekar, Thackeray & Agarwal. *Vertebrate Zoology*, 72: 385–422, 2022**

The species *Cnemaspis kalakadensis* was described by Akshay Khandekar, Tejas Thackeray and Ishan Agarwal based on a Holotype and eight Paratypes collected from Sengaltheri forest guesthouse, Kalakad forest range (8.5340°N and 77.4502°E, 960 m asl), Kalakad Mundanthurai Tiger Reserve, Tirunelveli district, Tamil Nadu and four Paratypes collected from different localities of Kalakad Mundanthurai Tiger Reserve, Tirunelveli district, Tamil Nadu. The type specimens have been deposited in NRC and BNHS. The specific epithet is a toponym for the Kalakad forest range of Kalakad-Mundanthurai Tiger Reserve in Tirunelveli district of Tamil Nadu, the type locality for this species.



Cnemaspis kalakadensis
Khandekar, Thackeray & Agarwal, 2022

Cnemaspis mundanthuraiensis
Khandekar, Thackeray
& Agarwal. *Vertebrate*
***Zoology*, 72: 385–422, 2022**

The species *Cnemaspis mundanthuraiensis* was described by Akshay Khandekar, Tejas Thackeray and Ishan Agarwal based on a Holotype and ten Paratypes collected from Papanasam reserve forest, Mundanthurai forest range (8.6980°N and 77.3561°E, 200 m asl), Kalakad Mundanthurai Tiger Reserve, Tirunelveli district, Tamil Nadu and six Paratypes collected from different localities of Papanasam reserve forest, Mundanthurai forest range, Kalakad Mundanthurai Tiger Reserve, Tirunelveli district, Tamil Nadu. The type specimens have been deposited in NRC and BNHS. The specific epithet is a toponym for the Mundanthurai forest range of Kalakad-Mundanthurai Tiger Reserve in Tirunelveli district of Tamil Nadu, the type locality for this species.



Cnemaspis mundanthuraiensis
Khandekar, Thackeray & Agarwal, 2022

Cnemaspis pachaimalaiensis
Agarwal, Thackeray & Khandekar.
***Vertebrate Zoology*, 72: 1137–1186,**
2022

The species *Cnemaspis pachaimalaiensis* was described by Ishan Agarwal, Tejas Thackeray and Akshay Khandekar based on a Holotype and two Paratypes collected from Mangalam waterfalls (11.3422°N and 78.6047°E, 650 m asl.), Pachaimalai hills, Trichy district, Tamil Nadu, two Paratypes collected from Shri Kaliyamman temple (11.3642°N and 78.5910°E, 960 m asl.) and three Paratypes collected from Pachaimalai RF (11.3167°N and 78.6018°E, 840 m asl.), Trichy district, Tamil Nadu. The type specimens have been deposited in NRC-AA. The specific epithet is a toponym for the Pachaimalai hills in Trichy district of Tamil Nadu, the type and currently only known locality for this species.



Cnemaspis pachaimalaiensis
Agarwal, Thackeray & Khandekar, 2022

***Cnemaspis rudhira* Agarwal,
Thackeray & Khandekar. *Vertebrate
Zoology*, 72: 1137–1186, 2022**

The species

Cnemaspis rudhira was described by Ishan Agarwal, Tejas Thackeray and Akshay Khandekar based on a Holotype and two Paratypes collected from near Sri Salaiparai Muniappan Temple, Yercaud, in the Shevaroy hill range (11.7761°N and 78.1900°E, 1060 m asl.), Salem district, Tamil Nadu, four Paratypes collected from Yercaud Ghat, in the Shevaroy hill range (11.7796°N and 78.1911°E, 1200 m asl. and 11.7655°N, 78.1884°E; 800 m asl.) and three Paratypes collected from Botanical garden, Yercaud, in the Shevaroy hill range (11.7810°N and 78.2035°E, 1400 m asl), Salem district, Tamil Nadu. The type specimens have been deposited in NRC-AA. The specific epithet is from the Sanskrit *rudhira* which means blood, alluding to the blood-red colouration of this beautiful species, and is used as a noun in apposition.



Cnemaspis rudhira Agarwal,
Thackeray & Khandekar,
2022

***Cnemaspis sakleshpurensis*
Khandekar, Thackeray &
Agarwal. *Vertebrate
Zoology*, 72: 115–142, 2022**

The species *Cnemaspis sakleshpurensis* was described by Akshay Khandekar, Tejas Thackeray and Ishan Agarwal based on a Holotype and two Paratypes collected from vicinity of Mookanana Resort, Hongadahalla village, Sakleshpur (12.7811°N and 75.7079°E, 850 m), Hassan district, Karnataka. The type specimens have been deposited in NRC-AA and BNHS. The specific epithet is a toponym for Sakleshpur in Hassan district of Karnataka, the place from where the species is recorded.



*Cnemaspis
sakleshpurensis*
Khandekar, Thackeray &
Agarwal, 2022

***Cnemaspis salimalii* Agarwal,
Thackeray & Khandekar. *Vertebrate
Zoology*, 72: 1137–1186, 2022**

The species *Cnemaspis salimalii* was described by Ishan Agarwal, Tejas Thackeray and Akshay Khandekar based on a Holotype and eight Paratypes collected from the vicinity of Nallathambi resort (11.2865°N and 78.3381°E, 1150 m asl.), Semmedu, Kolli hills, Namakkal district, Tamil Nadu. The type specimens have been deposited in NRC-AA. The specific epithet is a patronym honouring the eminent ornithologist Dr. Salim Ali for his immense contributions to field research and conservation in India.



Cnemaspis salimalii Agarwal,
Thackeray & Khandekar,
2022

***Cnemaspis tigris*
Khandekar, Thackeray &
Agarwal. *Vertebrate
Zoology*, 72: 115–142, 2022**

The species *Cnemaspis tigris* was described by Akshay Khandekar, Tejas Thackeray and Ishan Agarwal based on a Holotype and four Paratypes collected from Kaiwara (13.3469°N and 77.9881°E, 910 m), Chickballapur district, Karnataka. The type specimens have been deposited in NRC-AA and BNHS. The specific epithet is the Latin *tigris* (tiger), treated here as a noun in apposition, referencing the tiger-like colour pattern in males of the new species with a strongly banded dorsum suffused with yellow.



Cnemaspis tigris
Khandekar, Thackeray &
Agarwal, 2022

***Cnemaspis umashaankeri* Narayanan & Aravind.
Vertebrate Zoology, 72: 823–837, 2022**

The species *Cnemaspis umashaankeri* was described by Saunak Pal and Zeeshan A. Mirza based on a Holotype and three Paratypes collected from Biligiri Rangan Hills village, Biligiri Ranganathaswamy Temple Tiger Reserve (12.002204°N and 77.145234°E, 1161 m asl), Karnataka. The type specimens have been deposited in ZSI, Kolkata. The specific epithet is a patronym honouring Dr. R. Uma Shaanker, Retired Professor of Plant Physiology, University of Agricultural Sciences, Bangalore and Founder of Ashoka Trust for Research in Ecology and the Environment (ATREE), Bangalore.



Cnemaspis umashaankeri Narayanan
& Aravind, 2022

***Cnemaspis vijayae* Khandekar,
Thackeray & Agarwal. *Vertebrate
Zoology*, 72: 115–142, 2022**

The species *Cnemaspis vijayae* was described by Akshay Khandekar, Tejas Thackeray and Ishan Agarwal based on a Holotype and four Paratypes collected from Honey Valley Estate (12.2146°N and 75.6586°E, 1250 m) near Bylликere peak, Kodagu district, Karnataka. The type specimens have been deposited in NRC-AA and BNHS. The specific epithet is a Latinized eponym in honour of India's first women herpetologist, Late Jagannathan Vijaya (1959–1987) for her inspiring contribution towards ecology of rare Indian turtles.



Cnemaspis vijayae Khandekar, Thackeray & Agarwal, 2022

Genus: *Cyrtodactylus* Gray, 1827

***Cyrtodactylus aravindi* Narayanan,
Das, Balan, Tom, Divakar, Kp,
Hopeland & Deepak. *Vertebrate
Zoology*, 72: 729–743, 2022**

The species *Cyrtodactylus aravindi* was described by Surya Narayanan, Sandeep Das, Amirtha Balan, Roshin Tom, Nitin Divakar, Rajkumar Kp, P. Hopeland and V. Deepak based on a Holotype and four Paratypes collected from Muppandal, Nagercoil (8.260862°N and 77.557513°E, 108 m), Kanyakumari district, Tamil Nadu and one Paratype collected from Thuckalay (8.285148°N and 77.379105°E, 371), Kanyakumari district, Tamil Nadu. The type specimens have been deposited in ZSI, Kolkata. The specific epithet is a patronym honouring Dr N. A. Aravind, Senior Fellow at ATREE, Bengaluru, India for his support towards herpetological research.



Cyrtodactylus aravindi Narayanan *et al.*, 2022

***Cyrtodactylus exercitus* Purkayastha, Lalremsanga, Litho, Rathee, Bohra, Mathipi, Biakzuala & Muansanga. *European Journal of Taxonomy*, 794: 111-139, 2022**

The species *Cyrtodactylus exercitus* was described by Jayaditya Purkayastha, Hmar Tlawmte Lalremsanga, Beirathie Litho, Yashpal Singh Rathee, Sanath Chandra Bohra, Vabeiryureilai Mathipi, Lal Biakzuala and Lal Muansanga based on a Holotype and three Paratypes collected from Umroi military cantonment area, within a small stretch of rocky caves (25.689753°N and 91.949835°E, 932 m), Ri-Bhoi district, Meghalaya. The type specimens have been deposited in MZMU. The specific epithet 'exercitus' is used as a noun in apposition in honour of the Indian Army.



Cyrtodactylus exercitus
Purkayastha *et al.*, 2022

***Cyrtodactylus kamengensis* Mirza, Bhosale, Thackeray, Phansalkar, Sawant, Gowande & Patel. *Herpetozoa*, 35: 65–76, 2022**

The species *Cyrtodactylus kamengensis* was described by Zeeshan A. Mirza, Harshal S. Bhosale, Tejas Thackeray, Pushkar Phansalkar, Mandar Sawant, Gaurang G. Gowande and Harshil Patel based on a Holotype and four Paratypes collected from Shergaon (27.075528°N and 92.123500°E, 950 m), Kameng district, Arunachal Pradesh. The type specimens have been deposited in BNHS and NCBS. The specific epithet refers to the Kameng River in western Arunachal Pradesh close to which the new species was discovered.



Cyrtodactylus kamengensis
Mirza *et al.*, 2022

Cyrtodactylus lungleiensis
Lalremsanga, Chinliansiamia,
Bohra, Biakzuala, Vabeiryureilai,
Muansanga, Malsawmdawngliana,
Hmar, Decemson, Siammawii, Das &
Purkayastha. *Zootaxa*, 5093(4): 465–
482, 2022

The species *Cyrtodactylus lungleiensis* was described by Hmar Tlawmte Lalremsanga, Hauzel Chinliansiamia, Sanath Chandra Bohra, Lal Biakzuala, Mathipi Vabeiryureilai, Lal Muansanga, Fanai Malsawmdawngliana, Gospel Zothanmawia Hmar, H.T. Decemson, Vanlal Siammawii, Madhurima Das and Jayaditya Purkayastha based on a Holotype collected from a large rock (22.891175°N and 92.748943°E, 986 m a.s.l.) at Electric Veng, opposite residential buildings nearby a local link road connecting National Highway 54 at Venglai with the outskirts of Lunglei town at Zobawk, Lunglei district, Mizoram. The type specimens have been deposited in MZMU. The specific epithet is derived from the name of Lunglei District of the state of Mizoram from where the type series were collected.



Cyrtodactylus lungleiensis
Lalremsanga *et al.*, 2022

***Cyrtodactylus ngopensis* Bohra,**
Zonunsanga, Das, Purkayastha,
Biakzuala & Lalremsanga. *Journal of*
***Natural History*, 56(41–44): 1585–**
1608, 2022

The species *Cyrtodactylus ngopensis* was described by Sanath Chandra Bohra, Hmar Tlawmte Zonunsanga, Madhurima Das, Jayaditya Purkayastha, Lal Biakzuala and Hmar Tlawmte Lalremsanga based on a Holotype collected from Tuikhur veng, Chawngbawla section, Ngopa (23.884098°N and 93.211943°E, 1138 m asl), Champhai district, Mizoram and six Paratypes collected from different localities of Mizoram state. The type specimens have been deposited in MZMU. The species epithet is derived from the township of Ngopa in Champhai district of Mizoram state, from which the type specimens were collected.



Cyrtodactylus ngopensis
Bohra *et al.*, 2022

Cyrtodactylus siahaensis
**Purkayastha, Lalremsanga, Litho,
Rathee, Bohra, Mathipi, Biakzuala
& Muansanga. *European Journal of
Taxonomy*, 794: 111-139, 2022**

The species *Cyrtodactylus siahaensis* was described by Jayaditya Purkayastha, Hmar Tlawmte Lalremsanga, Beirathie Litho, Yashpal Singh Rathee, Sanath Chandra Bohra, Vabeiryureilai Mathipi, Lal Biakzuala and Lal Muansanga based on a Holotype and three Paratypes collected from Siaha town, new Colony-I, opposite to residential buildings nearby Meisavaih road (22.490565°N and 92.9789525°E, 1025 m asl), Siaha district, Mizoram and two Paratypes collected from different localities of Mizoram state. The type specimens have been deposited in MZMU. The specific epithet 'siahaensis' is derived from the name of the town, Siaha (a district capital of Siaha district) from where the type series was collected.



Cyrtodactylus siahaensis
Purkayastha *et al.*, 2022

Genus: *Hemidactylus* Goldfuss, 1820

***Hemidactylus aemulus* Kumar,
Srinivasulu & Srinivasulu. *Zootaxa*,
5115 (3): 301–341, 2022**

The species *Hemidactylus aemulus* was described by Gandla Chethan Kumar, Aditya Srinivasulu and Chelmala Srinivasulu based on a Holotype and two Paratypes collected from Chandanapalli (17.102500°N and 79.316944°E, 219 m a.s.l.), near Panagal, Nalgonda district, Telangana and one Paratype collected from Chaya Someshwara Temple (17.0775°N and 79.2951°E, 210 m a.s.l.), Udayasamudram, Nalgonda district, Telangana. The type specimens have been deposited in NHMOU. The specific epithet is a Latin nominative adjective meaning 'imitating' or 'emulating', due to the forms of this species being highly similar to *H. giganteus* sensu stricto.



Hemidactylus aemulus Kumar, Srinivasulu & Srinivasulu, 2022

***Hemidactylus easai* Das, Pal, Siddharth, Palot, Deepak & Narayanan. *Vertebrate Zoology*, 72(2022): 81-94, 2022**

The species *Hemidactylus easai* was described by Sandeep Das, Saunak Pal, Sasidharan Siddharth, Muhamed Jafer Palot, Veerappan Deepak and Surya Narayanan based on a Holotype and three Paratypes collected from Attapadi, Palakkad district, Kerala (11.146397°N and 76.65939°E, 530m asl). The type specimens have been deposited in ZSI-WGRC and BNHS. The specific epithet is a patronym honouring Dr P. S. Easa, former director of Kerala Forest Research Institute, Thrissur, Kerala for his contributions towards wildlife research, conservation and management, primarily in the Western Ghats over the last four decades.



Hemidactylus easai Das et al., 2022

***Hemidactylus hegdei* Pal & Mirza. *Journal of the Bombay Natural History Society*, 119: 2022, 2022**

The species *Hemidactylus hegdei* was described by Saunak Pal and Zeeshan A. Mirza based on a Holotype and three Paratypes collected from Balamore estate (8.4512N and 77.3900E), Kanyakumari Wildlife Sanctuary, Tamil Nadu. The type specimens have been deposited in BNHS. The specific epithet is a patronym honouring Mr Vithoba M. Hegde of the Bombay Natural History Society for his immense contribution to the field of Indian herpetology.



Hemidactylus hegdei Pal & Mirza, 2022

***Hemidactylus mahonyi* Adhikari,
Achyuthan, Kumar, Khot, Shreeram &
Ganesh. *Zootaxa*, 5129 (2): 227–249**

The species *Hemidactylus mahonyi* was described by Omkar D. Adhikari, N. S. Achyuthan, G. Chethan Kumar, Rahul V. Khot, M. V. Shreeram and S.R. Ganesh based on a Holotype and two Paratypes collected from Sandur Hills in Joga Village (15.229°N and 76.538°E, 440 m asl), Sandur Taluk, Bellary district, Karnataka. The type specimens have been deposited in BNHS. Patronym named in genitive singular case, honouring Dr. Stephen Mahony, an Irish herpetologist and a decade-long friend and colleague of the last author, for his significant research contributions on Tropical Asian herpetofauna.



Hemidactylus mahonyi Adhikari *et al.*, 2022

***Hemidactylus raya* Kumar,
Srinivasulu & Srinivasulu.
Zootaxa, 5115 (3): 301–341,
2022**

The species *Hemidactylus raya* was described by Gandla Chethan Kumar, Aditya Srinivasulu and Chelmala Srinivasulu based on a Holotype and one Paratype collected from Vithala Temple ruins (15.3416°N and 78.4742°E, 423 m a.s.l.), Hampi, Karnataka. The type specimens have been deposited in NHMOU. The specific epithet, singular nominative noun *raya* is derived from the Kannada word *râya*, meaning 'king' as the species was discovered in Hampi, the capital of the Vijayanagara empire (1336–1646 AD), the kings of which were titled 'Râya'.



Hemidactylus raya Kumar,
Srinivasulu & Srinivasulu, 2022

***Hemidactylus saxicolus* Kumar, Srinivasulu & Srinivasulu. *Zootaxa*, 5115 (3): 301–341, 2022**

The species *Hemidactylus saxicolus* was described by Gandla Chethan Kumar, Aditya Srinivasulu and Chelmala Srinivasulu based on a Holotype and one Paratype collected from Raichur Fort (16.1994°N and 77.3494°E, 462 m a.s.l.), Raichur, Karnataka and one Paratype collected from Maliyabad (16.1449°N and 77.3482°E, 458 m a.s.l.), Raichur, Karnataka. The type specimens have been deposited in NHMOU. The specific epithet is a nominative adjective meaning rock-dwelling, from the combination of Latin words saxum meaning stone and -colus to inhabit, derived from Latin colere to dwell.



Hemidactylus saxicolus Kumar, Srinivasulu & Srinivasulu, 2022

***Hemidactylus srikanthani* Adhikari, Achyuthan, Kumar, Khot, Shreeram & Ganesh. *Zootaxa*, 5129 (2): 227–249**

The species *Hemidactylus srikanthani* was described by Omkar D. Adhikari, N. S. Achyuthan, G. Chethan Kumar, Rahul V. Khot, M. V. Shreeram and S.R. Ganesh based on a Holotype and one Paratype collected from Devarayana Durga Hills (13.371°N and 77.210°E, 1060 m asl) in Tumkur district, Karnataka. The type specimens have been deposited in BNHS. Patronym named in genitive singular case honouring Mr. Srikanthan Vijayraghvan, the father of the second author, for inspiring and supporting the author's interests in nature conservation and herpetology.



Hemidactylus srikanthani Adhikari *et al.*, 2022

Family: SCINCIDAE

Genus: *Protoblepharus* Mirza et al., 2022 **NEW GENUS**

***Protoblepharus apatani* Mirza, Bragin, Bhosale, Gowande, Patel & Poyarkov. *PeerJ*, DOI 10.7717/peerj.12800, 2022**

The genus *Protoblepharus* and the species *Protoblepharus apatani* was described by Zeeshan A. Mirza, Andrey M. Bragin, Harshal Bhosale, Gaurang G. Gowande, Harshil Patel and Nikolay A. Poyarkov based on a Holotype and four Paratypes collected from Pange camp Talle Valley Wildlife Sanctuary (27.547172N and 93.897038E, 1,864 m a.s.l.), 1.19 km north of Ziro town, East Kameng district, Arunachal Pradesh. The type specimens have been deposited in BNHS and NCBS.



Protoblepharus apatani Mirza et al., 2022

Family: VIPERIDAE

Genus: *Gloydus* Hoge & Romano-Hoge, 1981

***Gloydus chambensis* Kuttalam, Santra, Owens, Selvan, Mukherjee, Graham, Togridou, Bharti, Shi, Shanker & Malhotra. *European Journal of Taxonomy*, 852: 1–30, 2022**

The species *Gloydus chambensis* was described by Sourish Kuttalam, Vishal Santra, John Benjamin Owens, Melvin Selvan, Nilanjan Mukherjee, Stuart Graham, Anatoli Togridou, Omesh K. Bharti, Jingsong Shi, Kartik Shanker and Anita Malhotra based on a Holotype collected from Bhanjraru (32.83909°N and 76.14932°E, 1738 m), Chamba district, Himachal Pradesh. The type specimens have been deposited in ZSI-HARC. The specific epithet 'chambensis' means 'from Chamba' in reference to the species being distributed in Chamba District.



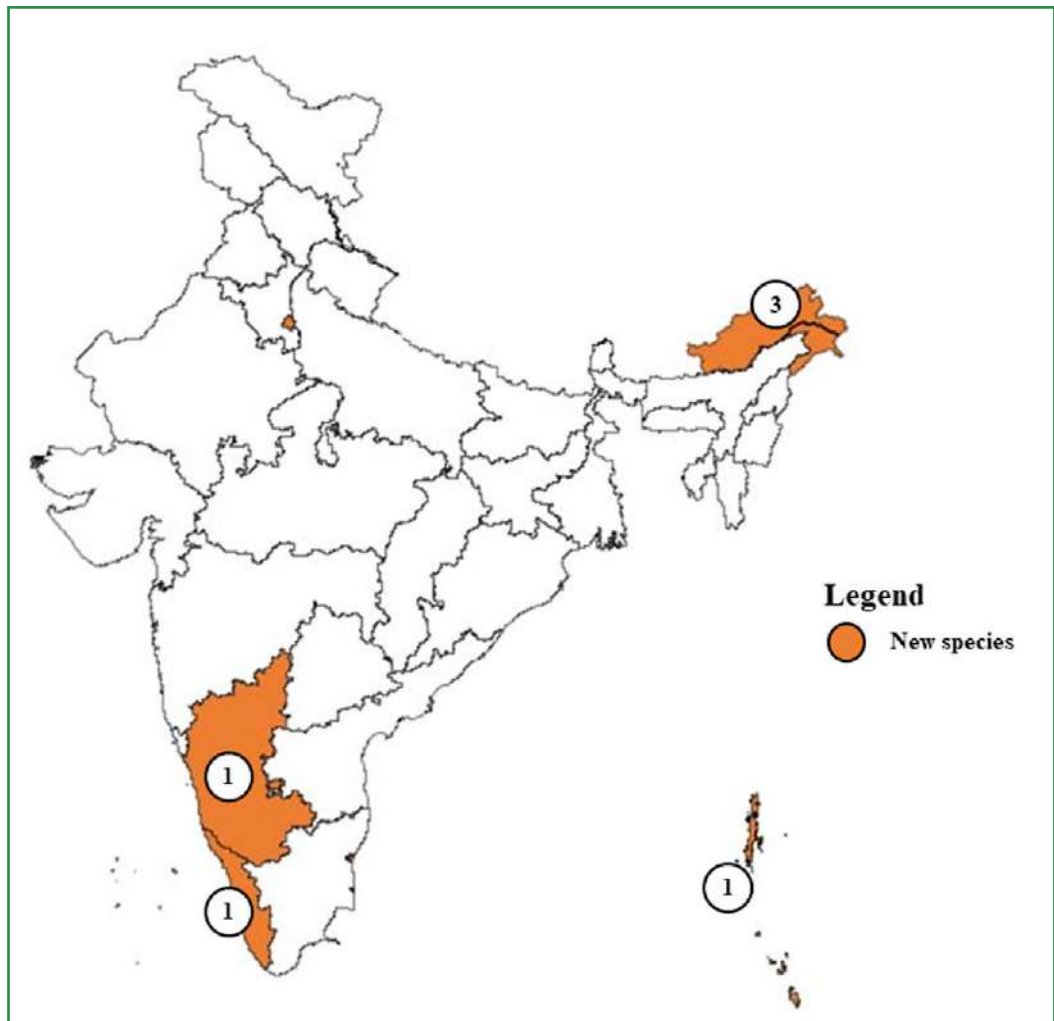
Gloydus chambensis Kuttalam et al., 2022

***Trimeresurus mayaae* Rathee, Purkayastha, Lalremsanga, Dalal, Biakzuala, Muansanga & Mirza. *PLoS ONE*, 17(5): e0268402. <https://doi.org/10.1371/journal.pone.0268402>**

The species *Trimeresurus mayaae* was described by Yashpal Singh Rathee, Jayaditya Purkayastha, Hmar Tlawmte Lalremsanga, Siddharth Dalal, Lal Biakzuala, Lal Muansanga and Zeeshan A. Mirza based on a Holotype collected from homestead garden (23.4758959N and 93.33401E, 1418 m a.s.l.), Bethel Veng, Champhai, Champhai district, Mizoram and six Paratypes collected from residential area, Umroi Military Station (25.68193N and 91.94471E, 930 m asl), Umroi, Ri-Bhoi District, Meghalaya. The type specimens have been deposited in NCBS, BNHS and ZSI-NERC. The species epithet is an eponym honouring late Maya Singh Rathee, mother of Yashpal Singh Rathee.



Trimeresurus mayaae Rathee et al., 2022



The word Amphibia is derived from two Greek words (Amphi = two or both land and water and bios = life) literally meaning living in two habitats, water and land. For these vertebrates, aquatic environment is a must in their life cycle. Actually, amphibians evolved from fish-like ancestors during the Devonian period about 400 million years ago and flourished during the Carboniferous period. One major feature of the feeding habits of frogs and toads has made them the most versatile protectors of our crops. They help in reducing the number of blood-sucking insects which are vectors of deadly diseases. Adults actively feed on mosquitos and flies while the tadpoles and young froglets consume their larvae. Tadpoles also consume many kinds of organic materials that might otherwise pollute our ponds and rivers and sometimes act as scavengers by feeding on dead animals. This year six new species of amphibia have been described, three species from Arunachal Pradesh and one species each from Andaman & Nicobar Islands, Karnataka and Kerala.

Class: AMPHIBIA
Order: ANURA
Family: DICROGLOSSIDAE
Genus: *Euphlyctis* Fitzinger, 1843

***Euphlyctis jaladhara* Dinesh, Channakeshavamurthy, Deepak, Shabnam, Ghosh & Deuti. *Zootaxa*, 5100(3): 419-434, 2022**

The species *Euphlyctis jaladhara* was described by K.P. Dinesh, B.H. Channakeshavamurthy, P. Deepak, A. Shabnam, Avrajjal Ghosh and Kaushik Deuti based on a Holotype and two Paratypes collected from Thattekad Bird Sanctuary (10.1272N and 76.6840E), Kerala. The type specimens have been deposited in ZSI-WGRC. The new species epithet is derived from the Sanskrit word Jaladhârâ (jala=water + adhâra = reser-voir), meaning 'deposit of water'.



Euphlyctis jaladhara Dinesh et al., 2022

Family: MICROHYLIDAE
Genus: *Microhyla* Tschudi, 1838

***Microhyla nakkavaram* Garg, Sivaperuman, Gokulakrishnan, Chandramouli & Biju. *Zoological Studies*, doi:10.6620/ZS.2022.61-0b, 2022**

The species *Microhyla nakkavaram* was described by Sonali Garg, Chandrakasan Sivaperuman, G. Gokulakrishnan, S. R. Chandramouli and S. D. Biju based on a Holotype and five Paratypes collected from APWD Guest House, Campbell Bay (07.014°N and 93.932°E, 40 m asl), Great Nicobar Island, Andaman and Nicobar Archipelago. The type specimens have been deposited in ZSI-ANRC. The species name is derived from an ancient name for Nicobar Islands.



Microhyla nakkavaram Garg et al., 2022

Family: NYCTIBATRACHIDAE
Genus: *Nyctibatrachus* Boulenger, 1882

***Nyctibatrachus tunga* Kumar, Vishwajith, Anisha, Dayananda, Gururaja & Priti. *Zootaxa*, 5209 (1): 069–092, 2022**

The species *Nyctibatrachus tunga* was described by K.S. Pavan Kumar, H.U. Vishwajith, Anand Anisha, G.Y. Dayananda, Kotambylu Vasudeva Gururaja and Hebbar Priti based on a Holotype and four Paratypes collected from a stream inside a coffee plantation at Siddaramata village (13.61083°N and 75.39847°E, 721m), Koppa Taluk, Chikkamagaluru district, Karnataka State. The type specimens have been deposited in BNHS. The specific epithet is derived from the name 'Tunga'.



Nyctibatrachus tunga Kumar et al., 2022

Family: RANIDAE

Genus: *Amolops* (Cope, 1856)

***Amolops chanakya* Saikia, Laskar, Dinesh, Shabnam & Sinha. *Rec. zool. Surv. India*, 122(3): 247–266, 2022**

The species *Amolops chanakya* was described by Bhaskar Saikia, Mostaque A. Laskar, K. P. Dinesh, A. Shabnam and Bikramjit Sinha based on a Holotype collected from Chakpa Village (27.422089N and 92.2190308E, 1794 m), Dirang, West Kameng district, Arunachal Pradesh. The type specimens have been deposited in ZSI-NERC. The species epithet is a patronym named after Chanakya, a 4th century BCE Indian polymath and administrator famous for Arthashastra, a Sanskrit treatise on economic policies, statecraft and military strategy.



Amolops chanakya Saikia et al., 2022

***Amolops tawang* Saikia, Laskar, Dinesh, Shabnam & Sinha. *Rec. zool. Surv. India*, 122(3): 247–266, 2022**

The species *Amolops tawang* was described by Bhaskar Saikia, Mostaque A. Laskar, K. P. Dinesh, A. Shabnam and Bikramjit Sinha based on a Holotype collected from Gomkyaleng village (25.925458N and 91.780033E, 1891 m), Jang-Mukto Road, Tawang district, Arunachal Pradesh. The type specimens have been deposited in ZSI-NERC. The species epithet is a toponym named after the district Tawang, from where the type was collected.



Amolops tawang Saikia et al., 2022

***Amolops terraorchis* Saikia, Sinha, Laskar, Shabnam & Dinesh. *Rec. zool. Surv. India*, 122(3): 303-322, 2022**

The species *Amolops terraorchis* was described by Bhaskar Saikia, Bikramjit Sinha, Mostaque A. Laskar, A. Shabnam and K. P. Dinesh based on a Holotype collected from Sessa River (27.1045N and 92.5268E, 1429 m), Sessa Orchid Sanctuary, Sessa, West Kameng, Arunachal Pradesh and four Paratypes collected from an unnamed hill-stream, (27.0987N and 92.5273E, 1113 m), Eaglenest Wildlife Sanctuary, Sessa, West Kameng, Arunachal Pradesh. The type specimens have been deposited in ZSI-NERC. The species epithet is derived from two Latin words – terra meaning 'land' and orchis meaning 'orchid', meaning 'from the land of orchids'.



Amolops terraorchis Saikia et al., 2022



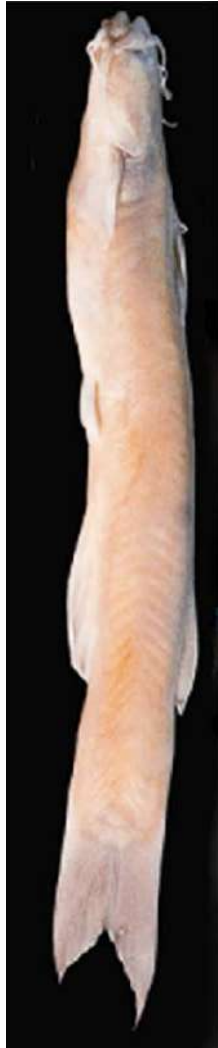
Freshwater Fishes: Fishes are cold-blooded aquatic vertebrates that breathe through pharyngeal gills, propelling and balancing themselves using fins. Among vertebrates, “fishes” constitute an amazing group that exhibits remarkable diversity in their morphology, inhabiting habitats and biology. Fish provides a staple diet and protein supplement for people, thus making it a vital resource element in the economy of many nations. Freshwater fishes make up more than 6% of the world’s annual animal protein supplies for humans (FAO, 2007). Some fish, like the lungfish, are of zoological importance because of their discontinuous distribution and anatomical features. They also play an important role in the aquatic ecosystem. Many freshwater fish species are of immense aquaculture importance. The freshwater habitat comprises only a small proportion of the earth’s surface water but contains an inappropriately large number of the world’s fish species

Marine Fishes: Marine fisheries are very important to the economy and wellbeing of coastal communities, with potential to transform the lives of coastal communities by providing food security, employment, income and traditional cultural identity. Statisticians predict that much of the vital protein food necessary to nourish our ever-increasing human population- of which perhaps half is underfed even today, will come from marine fisheries. At present, approximately 25 million tons of fish are procured from the sea every year, and various kind of ways and means are now being vigorously pursued in many parts of the world and India to increase this yield. A total of 28 new species of Pisces have been described this year from the various states of India: Kerala (7), Arunachal Pradesh (6), West Bengal (2), Manipur (2), Andhra Pradesh (1), Andaman & Nicobar Islands (1), Mizoram (1), Meghalaya (1), Karnataka (1), Odisha (1), Tamil Nadu (1), Gulf of Mannar (1), Nagaland (1), Lakshdweep (1) and western Indian Ocean (1).

Family: AMBLYCIPITIDAE
Genus: *Amblyceps* Blyth 1858

***Amblyceps hmolaii* Singh, Lalronunga & Ramliana. *Molecular Biology Reports*, <https://doi.org/10.1007/s11033-022-07302-7>, 2022**

The species *Amblyceps hmolaii* was described by Mahender Singh, Samuel Lalronunga and Lal Ramliana based on a Holotype collected from Kawlchaw River in the vicinity of Kawlchaw Village (22°21'51"N and 92°57'48"E), Mizoram and two Paratypes collected from Kaladan River in the vicinity of Kawlchaw Village (22°27'40"N and 92°56'13"E; 22°27'40"N and 92°56'13"E) and one Paratype collected from Sala River in the vicinity of Lungpuk (22°04'08"N and 92°55'29"E), Mizoram. The type specimens have been deposited in PUCMF. The species is named in honor of Hmolai, a famous Lakher chief of Lushai hills (present-day Mizoram state).



Amblyceps hmolaii Singh, Lalronunga & Ramliana 2022

Family: BAGRIDAE
Genus: *Mystus* Scopoli, 1777

***Mystus irulu* Vijayakrishnan & Praveenraj. *Zootaxa*, 5120(3): 443–448, 2022**


The species *Mystus irulu* was described by Balaji Vijayakrishnan and Jayasimhan Praveenraj based on a Holotype and one Paratype collected from Netravathi River near Uppinangady Town (12°50.57'N and 75°18.29'E, 28 m asl), Karnataka. The type specimens have been deposited in ZSI-MBRC. The specific name *irulu* is derived from Kannada meaning dark, in reference to the uniformly black colouration of this species.



Mystus irulu Vijayakrishnan & Praveenraj, 2022

***Amblyceps motumensis* Abujam, Tamang, Nimasow & Das. *aqua, International Journal of Ichthyology*, 27(4): 137-148, 2022**

The species *Amblyceps motumensis* was described by Santoshkumar Abujam, Lakpa Tamang, Gibji Nimasow and Debangshu Narayan Das based on a Holotype and two Paratypes collected from Motum River, a tributary of Brahmaputra basin at Motum village Pasighat (28°45'1.75" N and 95°25'9.39" E, 142 m a.s.l), East Siang District, Arunachal Pradesh. The type specimens have been deposited in RGUMF and ZSI-APRC. The species is named after the Motum River, its type locality.



Amblyceps motumensis Abujam et al., 2022

Family: CARANGIDAE
Genus: *Scomberoides* Lacépède, 1801

Scomberoides pelagicus
Abdussamad et al. Journal of Environmental Biology, <http://doi.org/10.22438/jeb/43/1/MRN-1975>, 2022

The species *Scomberoides pelagicus* was described by E.M. Abdussamad, A. Gopalakrishnan, K.G. Mini, S. Sukumaran, P.R. Divya, T.B. Retheesh, A.A. Muhammed, N.V. Dipti, A.R. Akhil, T. Thomas and K.D. Jacob based on a Holotype and two Paratypes collected Gulf of Mannar and Central Kerala. The type specimens have been deposited in ICAR-CMFRI. The species is named with reference to their predominantly pelagic habitat.

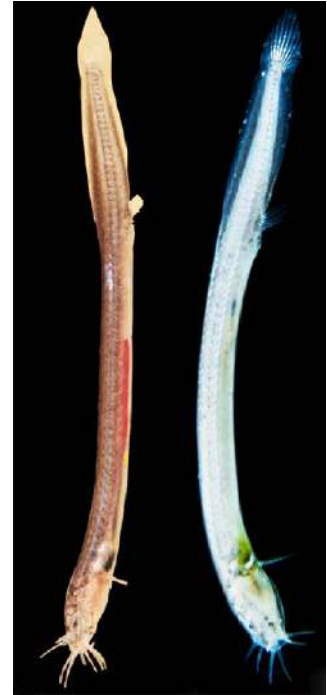


Scomberoides pelagicus
Abdussamad et al., 2022

Family: COBITIDAE
Genus: *Pangio* Blyth, 1860

Pangio pathala
Sundar, Arjun, Sidharthan, Dahanukar & Raghavan. Zootaxa, 5138 (1): 089–097, 2022

The species *Pangio pathala* was described by Remya L Sundar, C.P. Arjun, Arya Sidharthan, Neelesh Dahanukar and Rajeev Raghavan based on a Holotype and one Paratype collected from Thiruvananthapuram (9°20'23.09" N and 76°34'48.54" E, 7 m), Kerala. The type specimens have been deposited in KUFOS. The species name is based on the Sanskrit word pātāla, which means 'below the feet'.



Pangio pathala Sundar et al., 2022

Family: CONGRIDAE
Genus: *Ariosoma* Swainson, 1838

***Ariosoma bengalense* Ray, Acharya, Khatua, Roy, Mohapatra & Mishra. Zootaxa, 5165(1): 133-143, 2022**

The species *Ariosoma bengalense* was described by Dipanjan Ray, Smrutirekha Acharya, Tapan Khatua, Debnarayan Roy, Anil Mohapatra and Subhrendu Sekhar Mishra based on a Holotype and one Paratype collected from Petua Ghat, West Bengal. The type specimens have been deposited in ZSI-EBRC. The species is named after the type locality (Bay of Bengal).



Ariosoma bengalense Ray et al., 2022

***Ariosoma indicum* Kodeeswaran, Kathirvelpandian, Acharya, Mohanty, Mohapatra, Kumar & Lal. *Journal of Fish Biology*, DOI: 10.1111/jfb.15055, 2022**

The species *Ariosoma indicum* was described by Paramasivam Kodeeswaran, Ayyathurai Kathirvelpandian, Smrutirekha Acharya, Swarup Ranjan Mohanty, Anil Mohapatra, Thipramalai Thangappan Pillai Ajith Kumar and Kuldeep Kumar Lal based on a Holotype and two Paratypes collected from Kalamukku fish landing centre, off Kochi, Arabian Sea. The type specimens have been deposited in ICAR-NBFGR and ZSI-EBRC. The species is named “indicum” in reference to the country India.



Ariosoma indicum Kodeeswaran *et al.*, 2022

***Ariosoma maurostigma* Kodeeswaran, Mohapatra, Dhinakaran, Kumar & Lal. *Journal of Fish Biology*, DOI: 10.1111/jfb.14994, 2022**

The species *Ariosoma maurostigma* was described by Paramasivam Kodeeswaran, Anil Mohapatra, Arulraj Dhinakaran, Thipramalai Thangappan Pillai Ajith Kumar and Kuldeep Kumar Lal based on a Holotype and three Paratypes collected from Kalamukku Fishing Harbour, off Kerala coast, Arabian Sea (95902.248200N and 761407.670400E). The type specimens have been deposited in ICAR-NBFGR and ZSI-EBRC. The specific epithet is a combination of two Greek words, “mauro” (μαυρός) meaning dark and “stigma” (στίγμα) meaning mark, which refers to the dark mark on the posterodorsal margin of the eyes.



Ariosoma maurostigma Kodeeswaran *et al.*, 2022

Genus: *Rhynchoconger* Jordan & Hubbs, 1925

***Rhynchoconger randalli* Acharya, Mohanty, Ray, Mishra & Mohapatra. *Zootaxa*, 5174(2): 188–194, 2022**

The species *Rhynchoconger randalli* was described by Smrutirekha Acharya, Swarup Ranjan Mohanty, Dipanjan Ray, Subhrendu Sekhar Mishra and Anil Mohapatra based on a Holotype and one Paratype collected from Paradeep fish landing centre, Odisha. The type specimens have been deposited in ZSI-EBRC. The new species is named in the honour of the renowned ichthyologist John Ernest Randall (USA), posthumously.



Rhynchoconger randalli Acharya *et al.*, 2022

***Rhynchoconger smithi* Mohapatra, Ching-Ho, Acharya, Ray & Mishra. *Journal of Fish Biology*, DOI: 10.1111/jfb.15031, 2022**

The species *Rhynchoconger smithi* was described by Anil Mohapatra, Hsuan-Ching Ho, Smrutirekha Acharya, Dipanjan Ray and Subhrendu Sekhar Mishra based on a Holotype and two Paratypes collected from Petuaghat, West Bengal. The type specimens have been deposited in National Zoological Collection (Museum) of ZSI-EBRC. The species is named in honour of the renowned ichthyologist Dr David G. Smith of the Division of Fishes, Smithsonian National Museum of Natural History, for his enormous contribution to the knowledge of eel systematics.



Rhynchoconger smithi Mohapatra et al., 2022

Family: CYPRINIDAE
Genus: *Garra* Hamilton, 182

Garra deccanensis* Jadhav, Karuthapandi, Shangningam, Jaiswal & Shankar. *Ichthyological Exploration of Freshwaters/IEF-1182/pp: 1-14, 2022

The species *Garra deccanensis* was described by Shrikant Jadhav, Madasamy Karuthapandi, Bungdon Shangningam, Deepa Jaiswal and C. Shiva Shankar based on a Holotype collected from Godavari River: Bobbarlanka village, near Rajahmundry (16°56'8"N and 81°45'16"E), East Godavari district, Andhra Pradesh and two Paratypes collected from Krishna River, Somasila village (16°2'53"N and 78°19'54"E), Nagarkurnool district, Telangana. The type specimens have been deposited in ZSI-FBRC. The species is named after Deccan Plateau.



Garra deccanensis Jadhav et al., 2022

Genus: *Hypselobarbus*
Bleeker, 1860

***Hypselobarbus nitidus* Plamoottil & Vineeth. *Egyptian Journal of Aquatic Biology & Fisheries*, 26(2): 511-528, 2022**

The species *Hypselobarbus nitidus* was described by Mathews Plamoottil and Vineeth. K based on a Holotype and Paratypes collected from a water stream at Pallangod, Kasargod, Kerala. The type specimens have been deposited in ZSI-WRC. The specific epithet 'nitidus' means beautiful in Latin; it denotes its magnificent appearance.



Hypselobarbus nitidus Plamoottil & Vineeth, 2022

Genus: *Osteochilichthys* Hora, 1942

***Osteochilichthys elegans* Plamoottil. *Bioscience Research*, 19(2): 974-990, 2022**

The species *Osteochilichthys elegans* was described by Mathews Plamoottil based on a Holotype and Paratypes collected from water stream at Mannarkkad, Palakkad district, Kerala. The type specimens have been deposited in ZSI-NERC and ZSI-ANRC. The specific epithet 'elegans' is a Latin word meaning elegant referring to the graceful form and colour of the new species.



Osteochilichthys elegans Plamoottil, 2022

***Osteochilichthys formosus* Plamoottil & Vineeth. *Bioscience Research*, 19(3): 1311-1320, 2022**

The species *Osteochilichthys formosus* was described by Mathews Plamoottil and Vineeth. K based on a Holotype and Paratypes collected from water stream at Chullikkara, Kazargod district, Kerala. The type specimens have been deposited in Zoological Survey of India museum at Shillong and Chennai. The specific epithet 'formosus' is a Latin word meaning beautiful referring to the graceful form and colour of the new species.



Osteochilichthys formosus Plamoottil & Vineeth, 2022

Genus: *Pethia* Pethiyagoda, Meegaskumbura & Maduwage, 2012

***Pethia chakpiensis* Shangningam & Kosygin. *Journal of Ichthyology*, DOI:10.1134/S0032945 223010125, 2022**

The species *Pethia chakpiensis* was described by B.D. Shangningam and Laishram Kosygin based on a Holotype and 5 Paratypes collected from Chakpi river, Akaphe stream at Konem Paddy field, Akhaphe village (24°12'02"N and 93°54'50"E), Chandel district, Manipur and three Paratypes collected from Chakpi river near Modi village (24°18'34"N and 93°59'31"E), Chandel district, Manipur. The type specimens have been deposited in ZSI- Kolkata. The species is named chakpiensis after its type locality, the Chakpi River.



Pethia chakpiensis Shangningam & Kosygin, 2022

***Pethia dikhuensis* Praveenraj, Limaakum, Knight, Moulitharan & Imchen. Zootaxa, DOI: 10.11646/Zootaxa. 5194.2.9, 2022**

The species *Pethia dikhuensis* was described by Jayasimhan Praveenraj, Limaakum, John Daniel Marcus Knight, Nallathambi Moulitharan and Nungsangtemjen Imchen based on a Holotype and 12 Paratypes collected from Dikhu River (26°20'08" N and 94°23'20" E), Mokochung district, Nagaland. The type specimens have been deposited in ZSI-APRC. The species is named after its type locality, the Dikhu River.



Pethia dikhuensis
Praveenraj et al., 2022

Family: ERETHISTIDAE
Genus: *Pseudolaguvia* Misra, 1976

***Pseudolaguvia meghalayaensis* Lokeshwor & Marak. Zootaxa, 5175(3): 367–376, 2022**

The species *Pseudolaguvia meghalayaensis* was described by Yumnam Lokeshwor and Pringranchi Dokgre Marak based on a Holotype and two Paratypes collected from North Garo Hill, confluence of Rongkil and Rongdal stream at Rajasimla, Brahmaputra Basin (25°54'35"N and 90°55'01"E, 72 m), Meghalaya. The type specimens have been deposited in ADBU-MF. The species epithet comes from Meghalaya.



Pseudolaguvia meghalayaensis Lokeshwor & Marak, 2022

Family: HETEROPNEUSTIDAE
Genus: *Heteropneustes* Müller, 1840

***Heteropneustes fuscus* Plamoottil. Biodiversitas, 23(1): 87-98, 2022**

The species *Heteropneustes fuscus* was described by Mathews Plamoottil based on a Holotype and Paratypes collected from a small water stream at Pathanamthitta, Kerala. The type specimens have been deposited in ZSI-WRC. The specific epithet *fuscus* was taken from Latin (*fuscus* meaning-dark); it refers to black colored body and fins of the new species.



Heteropneustes fuscus Plamoottil, 2022

Family: HIMANTOLOPHIDAE
Genus: *Himantolophus* Reinhardt, 1837

***Himantolophus kalami*
Rajeeshkumar, Pietsch &
Saravanane. *Zootaxa*, 5178 (6): 589–
594, 2022**

The species *Himantolophus kalami* was described by Meleppura Rajeeshkumar, Theodore W. Pietsch and Naryanane Saravanane based on a Holotype collected from FORV Sagar Sampada, station 36708 (13.26°N and 93.26°E, 934 m), Northern Andaman, Andaman Nicobar Islands. The type specimens have been deposited in the CMLRE, Kochi. The species is named in honor of Dr. A.P.J. Abdul Kalam, an eminent aerospace scientist and former President of India, for his many contributions to the field of space research and India's missile technology.



Himantolophus kalami
Rajeeshkumar *et al.*, 2022

Family: HOWELLIDAE
Genus: *Bathysphyraenops* Parr, 1933

***Bathysphyraenops radhae*
Rajakrishnan, Rajeeshkumar, Cubelio
& Prokofiev. *Journal of Fish Biology*,
2022: 1-8, DOI: 10.1111/jfb.15229,
2022**

The species *Bathysphyraenops radhae* was described by Rajeev Rajakrishnan, Meleppura Rajeeshkumar, Sherine Sonia Cubelio and Artem M. Prokofiev based on a Holotype collected from western Indian Ocean (00 49.5240S and 67 56.3850E, 380–600 m) and one Paratype collected from western Indian Ocean (04 32.2880S and 60 48.1880E, 100 m). The type specimens have been deposited in the CMLRE, Kochi. This species is named after Rajeev Rajakrishnan's late grandmother Radha.



Bathysphyraenops radhae
Rajakrishnan *et al.*, 2022

Family: MYXINIDAE
Genus: *Eptatretus* Cloquet, 1819

Eptatretus wadgensis
Augustina, Sreeram, Sukumaran, Sreekumar, Jose, Joshi & Gopalakrishnan. *Zootaxa*, 5162(2): 120–134, 2022

The species *Eptatretus wadgensis* was described by Treasa Augustina A.X., Miriam Paul Sreeram, Sandhya Sukumaran, Sreekumar K.M., Anjaly Jose, Joshi K.K. & Gopalakrishnan A. based on a Holotype collected from Wadge Bank (7°35'14" N and 76°45'45" E), Lakshadweep Sea and Paratypes collected from different localities of Lakshadweep Sea. The type specimens have been deposited in National Zoological Collection (Museum) of CMFRI-DNR. The species is named *wadgensis* alluding to the geographical region where it was collected.



Eptatretus wadgensis
Augustina *et al.*, 2022

Family: NEMACHEILIDAE
Genus: *Aborichthys* Chaudhuri, 1913

***Aborichthys bajpaii* Singh & Kosygin. *Journal of Ichthyology*, DOI: 10.1134/S0032945222050162, 2022**

The species *Aborichthys bajpaii* was described by P. Singha and L. Kosygina based on a Holotype and six Paratypes collected from Brahmaputra River basin: a stream of Siang River near Ramsing Village (28°39'47" N and 94°59'22"), Upper Siang district, Arunachal Pradesh. The type specimens have been deposited in the ZSI- Kolkata. The species is named after Dr. Prabhat Bajpai, Head of Zoology Department (Retd.), D.A.V. (PG) College, Kanpur, India, to honor his contribution to the Fish and Fisheries of India.



Aborichthys bajpaii Singh & Kosygin, 2022

Genus: *Mustura* Kottelat, 2018

***Mustura daral* Yumnam, Chinglemba, Darshan & Waikhom. *Zootaxa*, 5129(2): 285-294, 2022**

The species *Mustura daral* was described by Rameshori Yumnam, Chinglemba Yengkhom, Darshan Achom and Vishwanath Waikhom based on a Holotype and 17 Paratypes collected from Siang river (Brahmaputra drainage), Pasighat (28°01'57" N and 95°22'05" E, 144 m), East Siang district, Arunachal Pradesh. The type specimens have been deposited in MUMF. The specific epithet is derived from the local name of the fish in Adi Tribe: 'Daral'.



Mustura daral
Yumnam *et al.*, 2022

Genus: *Paracanthocobitis* Grant, 2007

***Paracanthocobitis hijumensis* Rime, Tamang & Das. Zootaxa, 5115(1): 122–130, 2022**

The species *Paracanthocobitis hijumensis* was described by Gepi Rime, Lakpa Tamang and Debangshu Narayan Das based on a Holotype and 12 Paratypes collected from Pidi Rime village, 28°06'11"N and 94°40'34"E, 441 m asl.), Hijum River, an eastward-flowing tributary of the Siang River, West Siang district, Arunachal Pradesh. The type specimens have been deposited in RGUMF. The species name is derived from name of the type locality, the 'Hijum' River.



Paracanthocobitis hijumensis Rime, Tamang & Das, 2022

Family: PANGASIIDAE

Genus: *Pangasius* Valenciennes, 1840

***Pangasius icaria* Ayyathurai, Kodeeswaran, Mohindra, Singh, Ravi, Kumar, Valaparambil, Thangappan, Jena & Lal. , PeerJ, DOI 10.7717/peerj.14258, 2022**

The species *Pangasius icaria* was described by Kathirvelpandian P.V. Ayyathurai, Paramasivam Kodeeswaran, Vindhya Mohindra, Rajeev K. Singh, Charan Ravi, Rahul Kumar, Basheer Saidmuhammed Valaparambil, Ajith Kumar Thipramalai Thangappan, Joykrushna Jena and Kuldeep K. Lal based on a Holotype and 11 Paratypes collected from Mettur Dam village, Mettur Dam (11°48'04.710N and 77°48'08.20E), Salem district, Tamil Nadu and four Paratypes collected from Shivanasamudra falls, Cauvery river basin, Chamarajanagar (12°16'11.6"N and 77°10'08.0"E) Karnataka. The type specimens have been deposited in National Repository and Fish Museum at ICAR-NBFGR, Lucknow, India. The species is named after the Indian Council of Agricultural Research (ICAR) and used its abbreviated form.



Pangasius icaria Ayyathurai et al., 2022

Family: SISORIDAE
Genus: *Exostoma* Blyth, 1860

***Exostoma dhritiae* Singh, Kosygin,
Gurumayum & Rath. *Zootaxa*,
5219(2): 165–174, 2022**

The species *Exostoma dhritiae* was described by Pratima Singh, Laishram Kosygin, Shantabala Devi Gurumayum and Shibananda Rath based on a Holotype and Paratype collected from Siking stream a tributary of Siang River near Yingkiong, Brahmaputra River drainage (28°39'N and 95°0'E), Upper Siang district, Arunachal Pradesh. The type specimens have been deposited in ZSI-Kolkata. The new species is named after Dr Dhriti Banerjee, Director of the Zoological Survey of India, to honour her contribution to knowledge of the fauna of India.



Exostoma dhritiae Singh
et al., 2022

Genus: *Glyptothorax* Blyth, 1860

***Glyptothorax waikhomi*
Shangningam & Kosygin.
*Ichthyological Exploration of
Freshwaters*, 1185: 1-9, 2022**

The species *Glyptothorax waikhomi* was described by Bungdon Shangningam and Laishram Kosygin based on a Holotype and two Paratypes collected from Chakpi River near Chakpikarong, headwaters of Chindwin drainage (24°11'N and 93°54'E), Chandel district, Manipur. The type specimens have been deposited in Zoological Survey of India, Kolkata. The species is named after Waikhom Vishwanath of Manipur University, showing reverence for his contribution to the freshwater fish diversity of northeast, India.



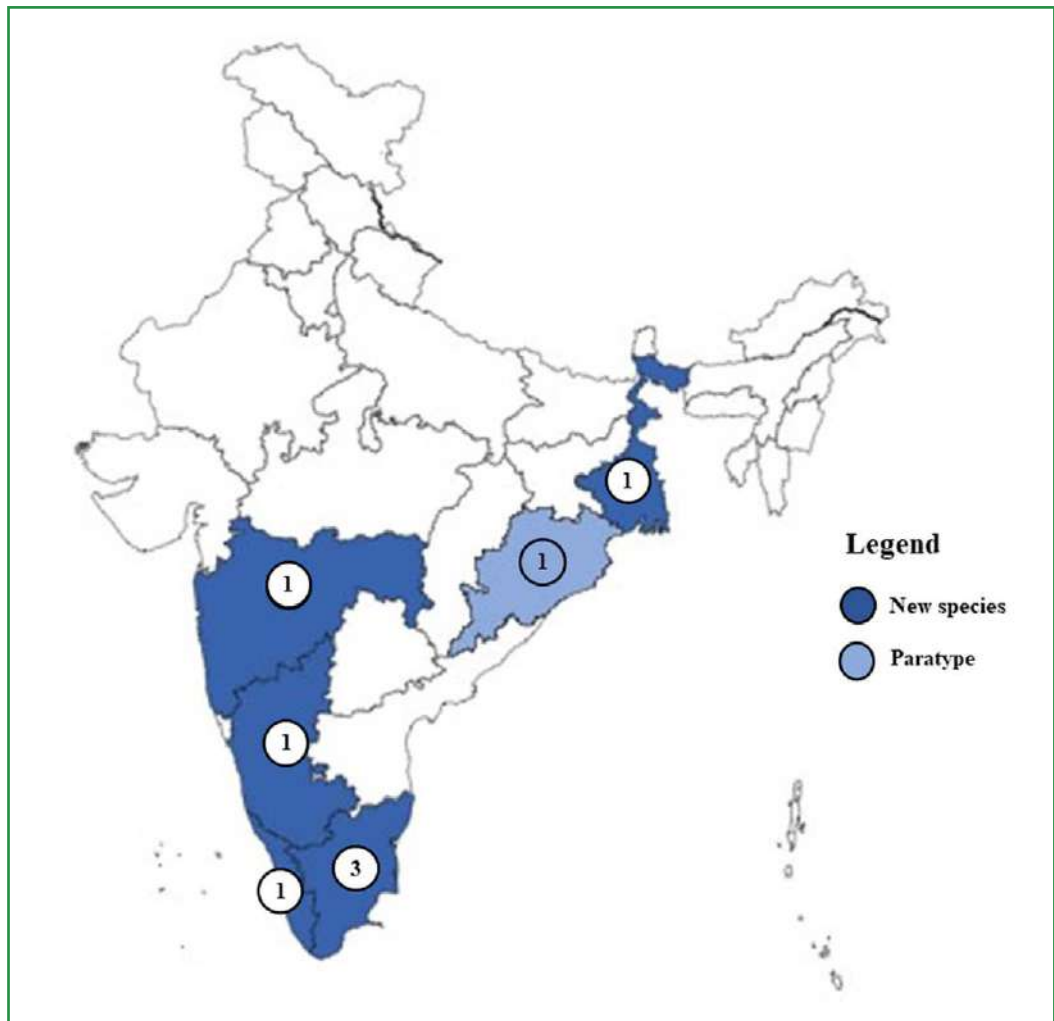
Glyptothorax waikhomi
Shangningam & Kosygin, 2022

***Parachiloglanis palziensis* Abujam, Mahato, Bushi, Nimasow, Nimasow & Das. *aqua, International Journal of Ichthyology*, 28(2): 67-77, 2022**

The species *Parachiloglanis palziensis* was described by Santoshkumar Abujam, Ranjit Mahato, Dhoni Bushi, Gibji Nimasow, Oyi Dai Nimasow and Debangshu Narayan Das based on a Holotype and two Paratypes collected from Bichom river, a tributary of Brahmaputra basin at Palizi village (27°17'41.64"N and 92°45'11.81"E, 469 msl), West Kameng district, Arunachal Pradesh. The type specimens have been deposited in RGUMF, RGUFMSL and ZSI-APRC. The species epithet "palziensis" is named after the Palizi village located near the Bichom River, its type locality.



Parachiloglanis palziensis Abujam *et al.*, 2022

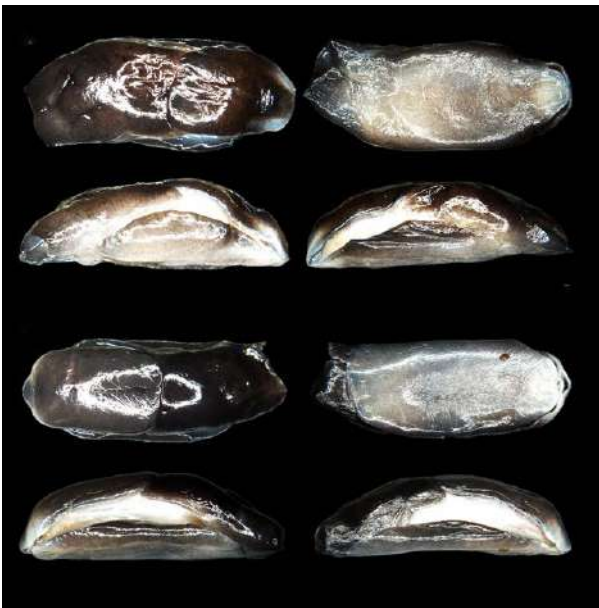


The blue revolution of India not only restricted to finfish fishery but shell fishery also occupies a significant position in the Indian economy by foreign trade as well as domestic consumption of the resources. Molluscs are used by human being for a variety of purposes and are also of considerable indirect benefits because of their role in food chains and their contribution to secondary production. Throughout India there is an enormous food fishery, especially for gastropods, bivalves and cephalopods, amounting millions of tonnes annually. This year seven new species of mollusca have been described from the following states of India: three from Tamil Nadu and one each from Maharashtra, Karnataka, Kerala, and West Bengal.

Order: CEPHALASPIDEA
Family: AGLAJIDAE
Genus: *Melanochlamys* Cheeseman, 1881

***Melanochlamys bengalensis* Tudu, Sajan, Roy, Mukhapadhyay, Tripathy & Mohapatra. *Molluscan Research*, <https://doi.org/10.1080/13235818.2022.2139583>, 2022**

The species *Melanochlamys bengalensis* was described by Prasad Chandra Tudu, Sheikh Sajan, Soumen Roy, Amit Mukhapadhyay, Basudev Tripathy and Anil Mohapatra based on a Holotype and two Paratypes collected from intertidal zone of New Digha coast (21°37.11'N and 87°30.05'E), West Bengal and several other Paratypes collected from different locations of Odisha and West Bengal. The type specimens have been deposited in NZSI, ZS-MARC and ZSI-EBRC. The species name is derived from the type locality for this species, the Bay of Bengal.



Melanochlamys bengalensis Tudu et al., 2022

Family: NATICIDAE
Genus: *Mammilla* Schumacher, 1817

***Mammilla indica* Bozzetti. *Malacologia Mostra Mondiale*, 4-5, 2022**

The species *Mammilla indica* was described by Bozzetti based on specimens collected from Koothan Kuzhi, Tamil Nadu.



Mammilla indica Bozzetti, 2022

Order: NEOGASTROPODA
Family: MARGINELLIDAE
Genus: *Dentimargo* Cossmann 1899

***Dentimargo mannarensis* Cossignani. *Malacologia Mostra Mondiale*, 15-18, 2022**

The species *Dentimargo mannarensis* was described by Tiziano Cossignani based specimens collected from Kanyakumari Gulf of Mannar, Tamil Nadu.



Dentimargo mannarensis Cossignani, 2022

Order: PECTINIDAE
Family: SPONDYLIDAE
Genus: *Spondylus* Linnaeus, 1758

***Spondylus pseudogaederopus* Cossignani. *Malacologia Mostra Mondiale*, 22-24, 2022**

The species *Spondylus pseudogaederopus* was described by Tiziano Cossignani based on a Holotype collected from Keelakarai, Tamil Nadu. The species name is derived from the similarity with *Spondylus gaederopus* Linnaeus, 1758.



Spondylus pseudogaederopus Cossignani, 2022

Order: STYLOMMATOPHORA
Family: STREPTAXIDAE
Genus: *Haploptychius* Möllendorff, 1906

***Haploptychius sahyadriensis* Bhosale, Thackeray & Yadav. *Molluscan Research*, 42(2): 175-184, 2022**

The species *Haploptychius sahyadriensis* was described by Amrut Bhosale, Tejas Thackeray and Omkar Yadav based on a Holotype and 19 Paratypes collected from Vishalgad Fort Road (16.906°N, 73.788°E, 705 m asl), Wadi Kalakvan, Amba, Vishalgad Conservation Reserve, Kolhapur district, Maharashtra. The type specimens have been deposited in ZSI-WRC and BNHS, Mumbai. The specific epithet is a toponym referring to the type locality of the species in the Northern part of the Western Ghats (Sahyadri in Sanskrit) mountain range.



Haploptychius sahyadriensis Bhosale, Thackeray & Yadav, 2022

Order: UNIONIDA
Family: UNIONIDAE
Genus: *Parreysia* Conrad, 1853

***Parreysia keralaensis* Bolotov,
Pasupuleti & Subba Rao. *Scientific
Reports*, 12: 1518, <https://doi.org/10.1038/s41598-022-05257-0>,
2022**

The species *Parreysia keralaensis* was described by Ivan N. Bolotov, Rajeev Pasupuleti, Nalluri V. Subba Rao, Suresh Kumar Unnikrishnan, Nyein Chan, Zau Lunn, ThanWin, Mikhail Y. Gofarov, Alexander V. Kondakov, Ekaterina S. Konopleva, Artyom A. Lyubas, Alena A. Tomilova, Ilya V. Vikhrev, Markus Pfenninger, Sophie S. Düwel, Barbara Feldmeyer, Hasko F. Nesemann and Karl-Otto Nage based on a Holotype and six Paratypes collected from Periyar River, downstream (10.11°N and 76.37° E), Aluva, Kerala, two Paratypes collected from Periyar River, upstream (10.06°N and 76.78°E, Neriamangalam, Kerala and one Paratype collected from Achankovil River (9.25°N and 76.83°E), Pampa River basin, Kizhavalloor, Kerala. The type specimens have been deposited in ZSI-FBRC. The new species name is dedicated to the Kerala State of India; in which it was collected.

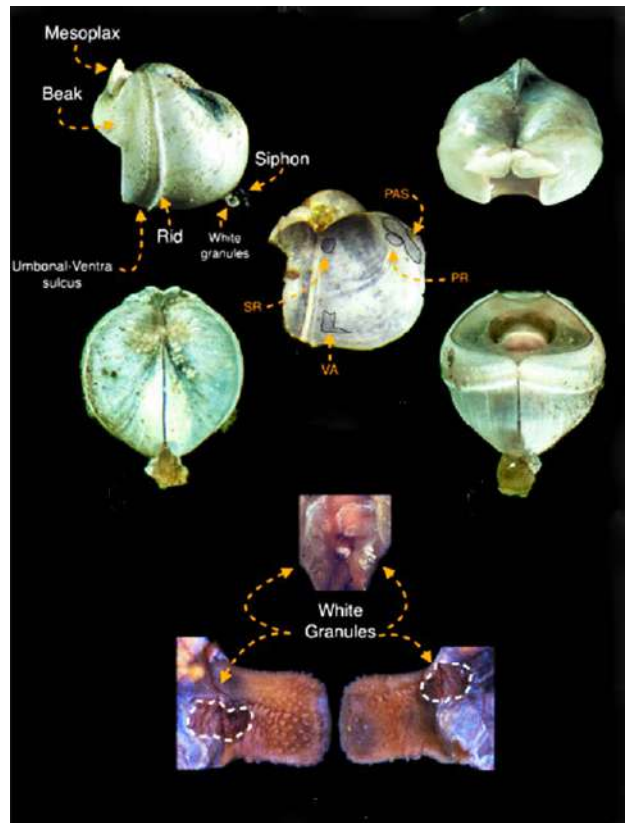


Parreysia keralaensis Bolotov, Pasupuleti & Subba Rao, 2022

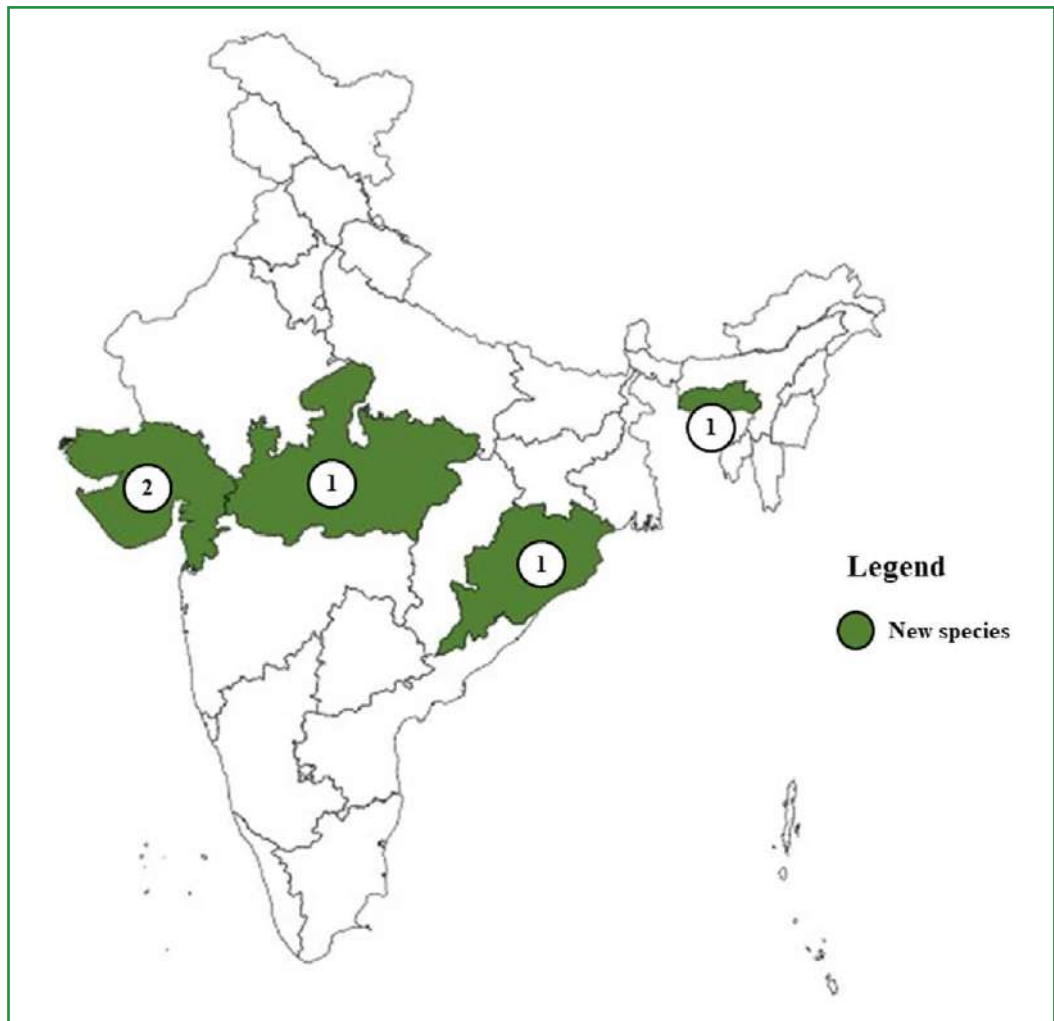
Order: MYIDA
Family: XYLOPHAGIDAE
Genus: *Xylophaga* Turton, 1822

***Xylophaga nandani* Jayachandran,
Velásquez & Jima. *Marine
Biodiversity*, 52: 7, 2022**

The species *Xylophaga nandani* was described by Paravanparambil Rajakumar Jayachandran, Marcel Velásquez and Mantodi Jima based on a Holotype and four Paratypes collected from Indian Ocean, eastern Arabian Sea, off Karwar coast (14°29'34.6"N and 73°2.011'92.7"E). The type specimens have been deposited in MBM (CUSAT), India. The species is named in honor of Prof. S. Bijoy Nandan for his significant contributions in the field of marine biology in India.



Xylophaga nandani Jayachandran, Velásquez & Jima, 2022

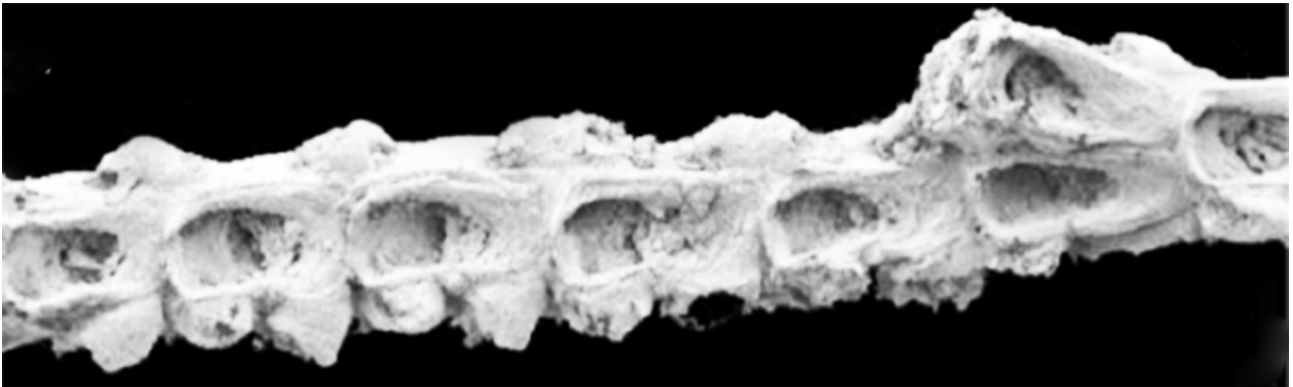


Bryozoans, commonly known as ‘sea moss’ are aquatic invertebrate colonial organisms. The Bryozoa, literally means ‘moss animals’ and refers to the bushy, moss-like colonies of some species. They are defined as microscopic, sessile, colonial coelomates. These groups of animals inhabit both fresh water as well as marine ecosystems. It is considered as a minor-phylum and placed in between the phylum Mollusca and phylum Echinodermata. Bryozoans are biochemically important and have been proved to be a rich source of novel compounds or bioactive agents. Bryostatin-1, a compound produced by *Bugula neritina* has been in human Phase I clinical trials for the past 2 years and is a promising anti-tumor agent. *B. dentate* (Lamouroux) was shown to contain an anti-microbial blue pigment. The calcium carbonate of these animals is in a highly pure form for the utilisation in dentistry. A total of five new species of Bryozoa have been described this year from India: two from Gujarat, one from Madhya Pradesh, one from Meghalaya and one from Odisha.

Order: CHEILOSTOMATIDA
Family: CANDIDAE
Genus: *Canda* Lamouroux, 1816

***Canda ukirensis* Sonar, Pawar & Wayal. *European Journal of Taxonomy*, 821: 16-39, 2022**

The species *Canda ukirensis* was described by Mohan A. Sonar, Ravi V. Pawar and Dnyaneshwar V. Wayal based on a Holotype and Paratypes collected from fossiliferous limestone of cliff section exposed 1.5 km southeast of Waghote Village in Waior Charopadi stream, Burdigalian, lower Miocene, Chhasra Formation (23°23'49"N and 68°41'35"E). The type specimens have been deposited in GIS-B. The species is named after its type locality 'Ukir' between Waior and Charopadi in Kachchh.



Canda ukirensis Sonar, Pawar & Wayal, 2022

Genus: *Antropora* Norman, 1903

***Antropora ramaniaensis* Sonar, Pawar & Wayal. *European Journal of Taxonomy*, 821: 16-39, 2022**

The species *Antropora ramaniaensis* was described by Mohan A. Sonar, Ravi V. Pawar and Dnyaneshwar V. Wayal based on a Holotype and Paratypes collected from fossiliferous limestone of cliff section exposed 1.5 km southeast of Waghote Village in Waior Charopadi stream, Burdigalian, lower Miocene, Chhasra Formation (23°23'49"N and 68°41'35"E). The type specimens have been deposited in GIS-B. The species is named after the locality 'Ramania' in Kachchh, Gujarat.



Antropora ramaniaensis Sonar, Pawar & Wayal, 2022

Order: PLUMATELLIDA
Family: FREDERICELLIDAE
Genus: *Fredericella* Gervais, 1838

***Fredericella carinata* Wood.
Zootaxa, 5200(2): 401–435,
2022**

The species *Fredericella carinata* was described by Timothy S. Wood based on a Holotype collected from Cuttack, Odisha. The type specimens has been deposited in Zoological Survey of India in Kolkata (ZSI). The specific epithet, meaning “keeled” in Latin, refers to the narrow carina encircling the statoblasts at the suture.

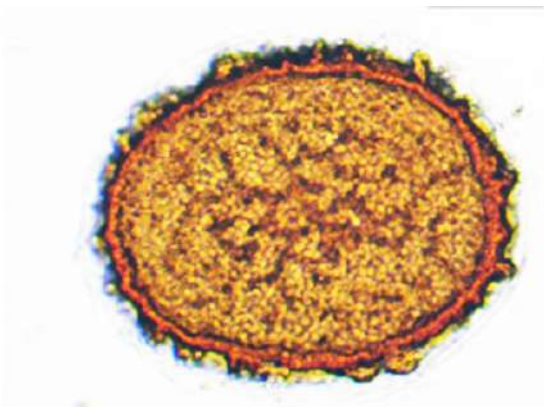


Fredericella carinata Wood, 2022

Family: PLUMATELLIDAE
Genus: *Plumatella* Lamarck, 1816

***Plumatella paltensis* Wood. *Zootaxa*,
5200(2): 401–435, 2022**

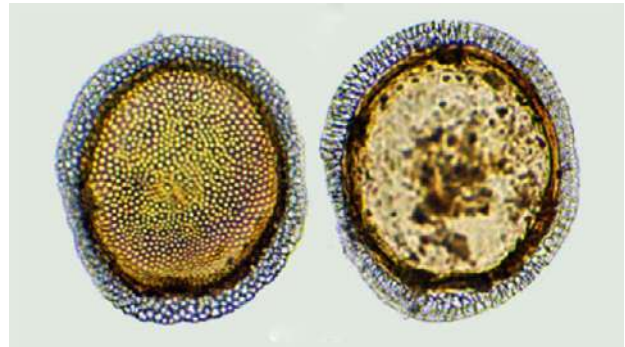
The species *Plumatella paltensis* was described by Timothy S. Wood based on a Holotype collected from Kshipra River near Ujjain, Madhya Pradesh. The type specimens have been deposited in Zoological Survey of India in Kolkata (ZSI). The specific epithet recognizes the old Palta Waterworks near Kolkata where the species was first reported.



Plumatella paltensis Wood, 2022

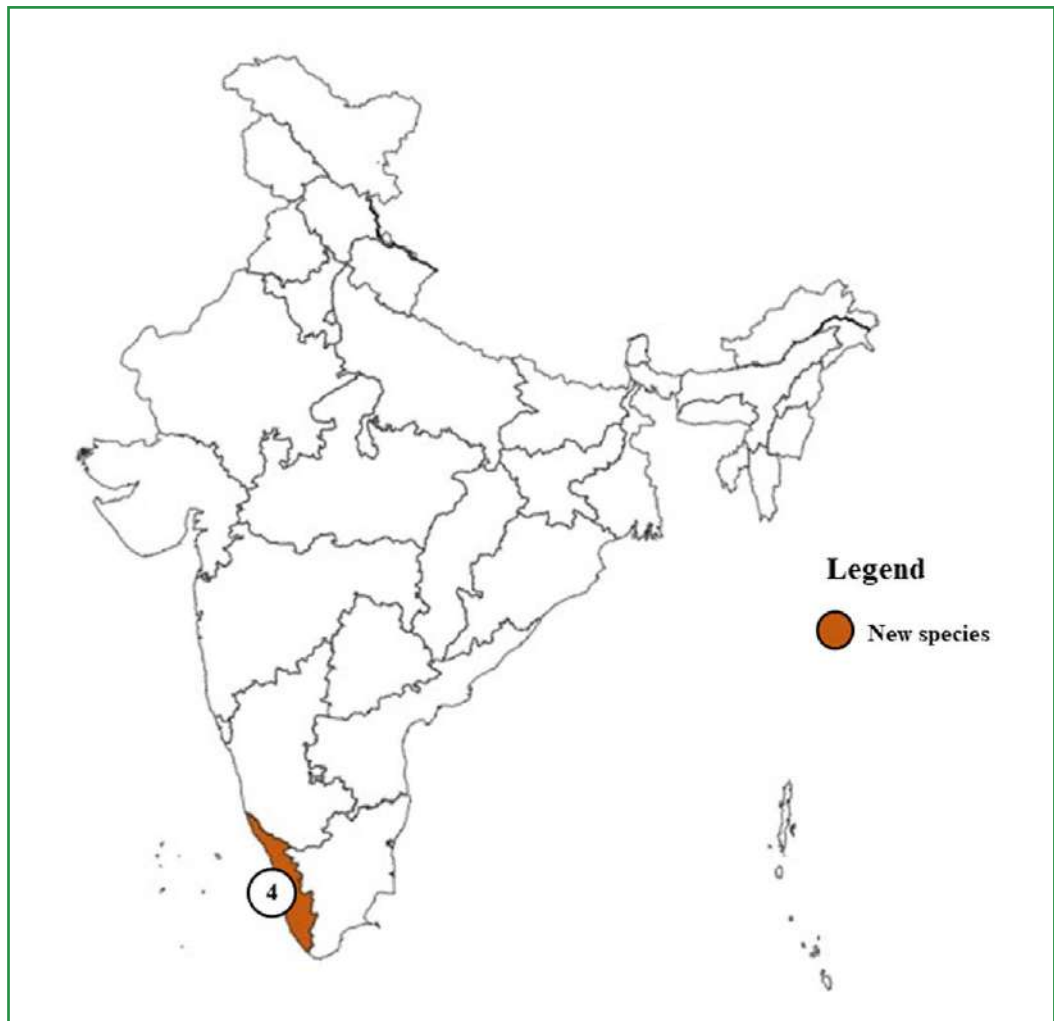
***Plumatella raoi* Wood. *Zootaxa*,
5200(2): 401–435, 2022**

The species *Plumatella raoi* was described by Timothy S. Wood based on a Holotype collected from Shillong, Meghalaya. The type specimens have been deposited in Zoological Survey of India in Kolkata (ZSI). The specific epithet honors the late K.S. Rao (1938–2012), an active freshwater biologist.



Plumatella raoi Wood, 2022

DIPLOPODA



The term Diplopoda comes from Greek (Diplo=double) and (podos = foot) and each body segment is formed by the fusion of two originally separate somites, though all the body segments are not always diplosegmented. The name millipede also formed from the latin (mille=thousand) and (pede=foot), but no millipede has 1000 legs although some rare species has up to 750 and common species have between 36 and 400 legs. Millipedes are slow moving detritivorous animals eating decaying leaves and dead plant matter, helping for converting decaying plant material to manure and sometimes act as minor garden pests especially in greenhouses where they can cause damage to emergent seedlings. Economically the millipedes are important both as friend and foe. A good number of millipedes are found in the agricultural fields, where they help us in soil aeration as well as humification of the soil. The millipedes play a prominent role in the terrestrial ecosystems and can be called as “Macrodegraders”. They facilitate microbial decomposition and enhancement of soil nutrient cycles. This year four new species of Diplopoda have been described from India, all from the state of Kerala.

Order: POLYDESMIDA
Family: PYRGODESMIDAE
Genus: *Propyrgodesmus* Silvestri, 1920

***Propyrgodesmus
bulbogonopus* Aswathy
& Sudhikumar. *Zootaxa*,
5116(4): 591–599, 2022**

The species *Propyrgodesmus bulbogonopus* was described by Mathilakath Dasan Aswathy and Ambalaparambil Vasu Sudhikumar based on a Holotype and six Paratypes collected from sacred groves of Kottayil Siva Kshethram (11°29'42"N and 75°39'55"E, 9 m), Muchukunnu, Kozhikode district, Kerala. The type specimens have been deposited in CATE. The species name *bulbogonopus* to emphasize the bulbous appearance of the medial branch of the gonopodal telopodite.



Propyrgodesmus bulbogonopus Aswathy & Sudhikumar, 2022

Order: POLYZONIIDA
Family: SIPHONOTIDAE
Genus: *Theratta* Anilkumar, Wesener & Moritz, 2022: **NEW GENUS**

***Theratta mannavan* Anilkumar, Wesener
& Moritz. *Zootaxa*, 5182 (5): 401–428,
2022**

The genus *Theratta* and the species *Theratta mannavan* was described by Pooja Avinipully Anilkumar, Thomas Wesener and Leif Moritz based on a Holotype and 35 Paratypes collected from Mannavan Shola (10°10'54.5"N and 77°11'25.8"E, 2140 m), Annamudi Shola National Park, Munnar, Idukki district, Kerala. The type specimens have been deposited in ZFMK. The species epithet *mannavan*, refers to the type locality of the species, the Mannavan Shola of Annamudi Shola National Park.



Theratta mannavan Anilkumar, Wesener & Moritz, 2022

Theratta eravikulam
Anilkumar, Wesener & Moritz.
***Zootaxa*, 5182 (5): 401–428, 2022**


The genus *Theratta* and the species *Theratta eravikulam* was described by Pooja Avinipully Anilkumar, Thomas Wesener and Leif Moritz based on a Holotype and three Paratypes collected from Kadalar Shola (10o08'24.3" N and 77o02'39.3" E, 1703 m), Eravikulam National Park, Munnar, Idukki district, Kerala. The type specimens have been deposited in ZFMK. Species epithet, eravikulam, after the name of the type locality, the Eravikulam National Park.



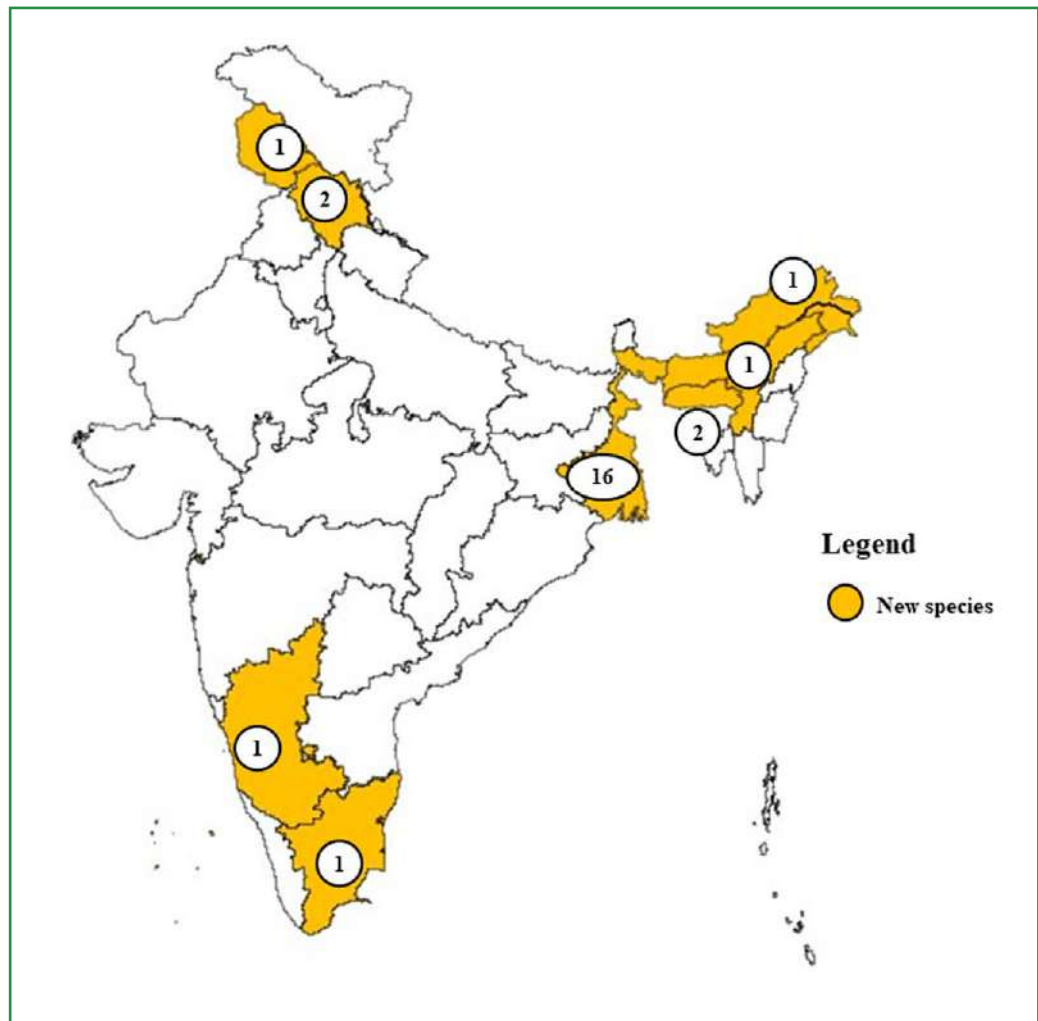
Theratta eravikulam Anilkumar,
Wesener & Moritz, 2022

***Theratta shola* Anilkumar, Wesener
& Moritz. *Zootaxa*, 5182 (5): 401–
428, 2022**

The genus *Theratta* and the species *Theratta shola* was described by Pooja Avinipully Anilkumar, Thomas Wesener and Leif Moritz based on a Holotype and one Paratype collected from Erechipetta shola, Waterfalls (10o10'28.0" N and 77o05'20.1" E, 1929 m), Eravikulam National Park, Munnar, Idukki district, Kerala. The type specimens have been deposited in ZFMK. Species epithet, shola, after the name of the vegetation type at the type locality, the Shola forest.



Theratta shola Anilkumar, Wesener & Moritz, 2022



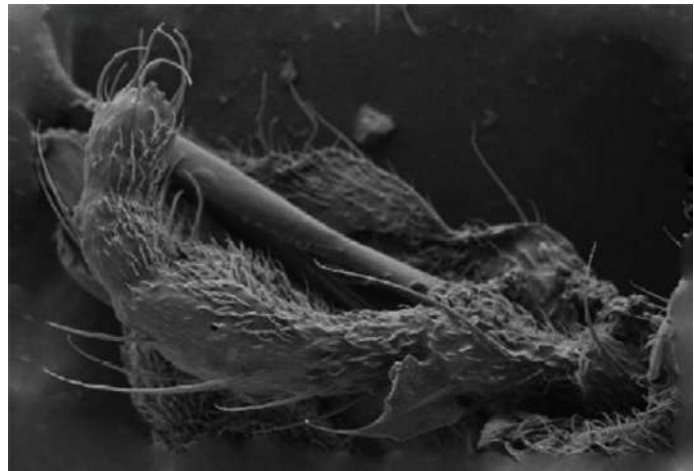
3.8.1 DIPTERA

The Dipteran fauna popularly known as flies is a group of insects with two wings and two halteres. Their extensive range of ecosystem services, derivation and distributional diversification have altogether made this dipteran flies essential part of any global ecosystem. The economic importance of the group is immense from being Predators and parasitoids of other insects, assisting in pest management to nutrient cycling, from soil turnover, forensic investigators, decomposition of biological by-products to blossoming of plants, this group of true flies has contributed towards significant economic and aesthetic benefits as well as cultural values to human society. A total of 25 new species of Diptera have been described this year from India from the following states, West Bengal (16), Himachal Pradesh (2), Meghalaya (2), Assam (1), Arunachal Pradesh (1), Jammu and Kashmir (1), Karnataka (1) and Kerala (1).

Family: CERATOPOGONIDAE
Genus: *Culicoides* Latreille, 1809

***Culicoides cornatus* Chatterjee, Pal & Hazra. *Evolutionary Systematics*, 6: 89–102, 2022**

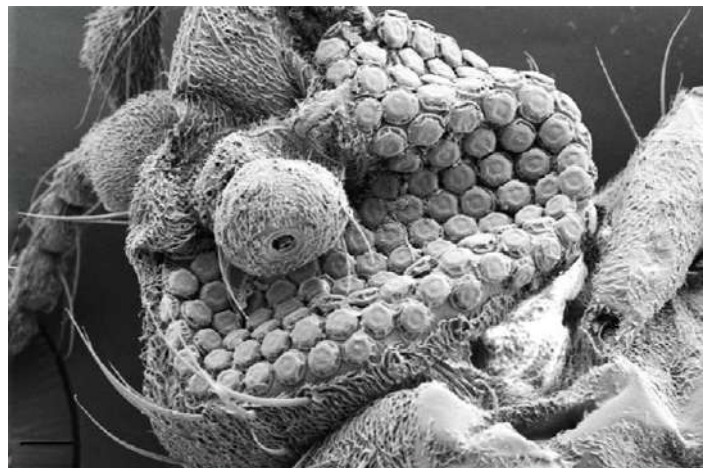
The species *Culicoides cornatus* was described by Somnath Chatterjee, Gouri Sankar Pal and Niladri Hazra based on a Holotype and four Paratypes collected from Balibazar (22°08'88"N and 88°75'72"E), South 24 Parganas, West Bengal. The type specimens have been deposited in the Entomological collections of the Department of Zoology, University of Burdwan (India). The name 'cornatus' refers to Latinised version of cow horn shaped appearance of anterior portion of parameres.



Culicoides cornatus Chatterjee, Pal & Hazra, 2022
(Female maxillary palp)

***Culicoides pileus* Chatterjee, Pal & Hazra. *Evolutionary Systematics*, 6: 89–102, 2022**

The species *Culicoides pileus* was described by Somnath Chatterjee, Gouri Sankar Pal and Niladri Hazra based on a Holotype and seven Paratypes collected from Balibazar (22°08'88"N and 88°75'72"E), South 24 Parganas, West Bengal. The type specimens have been deposited in the Entomological collections of the Department of Zoology, University of Burdwan (India). The name 'pileus' refers to Latinised version of cap shaped basal knob of parameres.



Culicoides pileus Chatterjee, Pal & Hazra, 2022
(Female eye)

Genus: *Forcipomyia* Meigen, 1818

***Forcipomyia (Lasiohelea) falcata* Pal & Hazra. *Journal of Entomological and Acarological Research*, 54: 10429, 2022**

The species *Forcipomyia (Lasiohelea) falcata* was described by Gouri Sankar Pal and Niladri Hazra based on a Holotype and 11 Paratypes collected from Gajoldoba (26°74'78.57"N, 88°57'45.46"E), Jalpaiguri, West Bengal. The type specimens currently retained at Entomological collection of Department of Zoology, University of Burdwan (India). The specific name 'falcata' derives from the crescent shaped aedeagal plates.



Forcipomyia (Lasiohelea) falcata Pal & Hazra, 2022

***Forcipomyia (Lasiohelea) peditata* Pal & Hazra. *Journal of Entomological and Acarological Research*, 54: 10429, 2022**

The species *Forcipomyia (Lasiohelea) peditata* was described by Gouri Sankar Pal and Niladri Hazra based on a Holotype and seven Paratypes collected from Uttar Dhupjhora (26°84'16.16"N and 88°82'77.05"E), Jalpaiguri, West Bengal and three Paratypes collected from Rocky Island (27°00'82.3"N and 88°80'29.4"E), Samsing, Kalimpong, West Bengal. The type specimens currently retained at Entomological collection of Department of Zoology, University of Burdwan (India). The specific name 'peditata' is derived from 'shoelike' apex of the aedeagus.

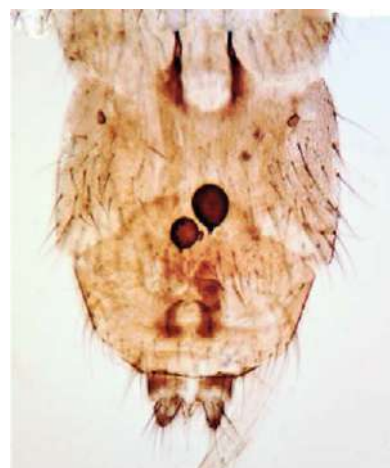


Forcipomyia (Lasiohelea) peditata Pal & Hazra, 2022

Genus: *Phaenobezzia* (Haeselbarth 1965)

***Phaenobezzia umbra* Saha, Pal, Brahma & Hazra. *Oriental Insects*, <https://doi.org/10.1080/00305316.2022.2052199>, 2022**

The species *Phaenobezzia umbra* was described by Poulami Saha, Gouri Sankar Pal, Shubhranil Brahma and Niladri Hazra based on a Holotype collected from Balapur (25°13'38.1" N and 88°38'22.2" E), Dakshin Dinajpur, West Bengal and one Paratype collected from Balurghat (25°14'14.22" N and 88°46'59.02" E), Dakshin Dinajpur, West Bengal. The type specimens presently in the Entomological collection of Department of Zoology, University of Burdwan (India). The Latin 'umbra' refers to the dark or smoky distal pigmentation near the tip of the wing; to be treated as an adjective.



Phaenobezzia umbra Saha et al., 2022

***Phaenobezzia scioprimoris* Saha, Pal, Brahma & Hazra. *Oriental Insects*, <https://doi.org/10.1080/00305316.2022.2052199>, 2022**

The species *Phaenobezzia scioprimoris* was described by Poulami Saha, Gouri Sankar Pal, Shubhranil Brahma and Niladri Hazra based on a Holotype and one Paratype collected from Itahar (25°26'56.7" N and 88°09'57.3"E), Uttar Dinajpur, West Bengal. The type specimens presently in the Entomological collection of Department of Zoology, University of Burdwan (India). The name, 'scioprimoris', from Latin, refers to the hockey stick head-shaped basal arms of the aedeagus.



Phaenobezzia scioprimoris Saha et al., 2022

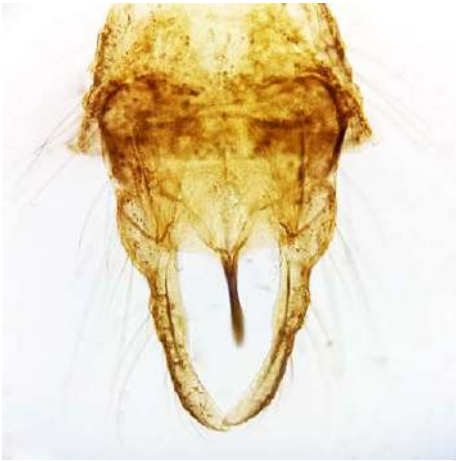
Family: CHIRONOMIDAE

Genus: *Demicryptochironomus* Lenz, 1941

***Demicryptochironomus (Irmakia) dividuus* Mukherjee & Hazra.**

***Zootaxa*, 5175(1): 088–100, 2022**

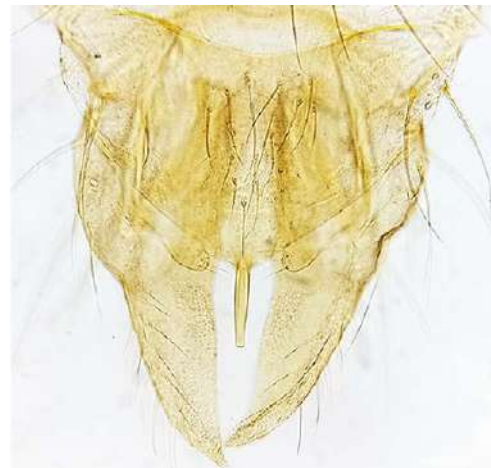
The species *Demicryptochironomus (Irmakia) dividuus* was described by Bindarika Mukherjee and Niladri Hazra based on a Holotype collected from Darjeeling (26.7095°N and 88.3542° E), West Bengal and one Paratype collected from Burdwan (23.2393°N and 87.8512°E), West Bengal. The type specimens retained in the collection of insects in the Entomology Division, Department of Zoology, The University of Burdwan, West Bengal, India. The name “dividuus”, a Latin word, refers to the partly divided superior volsella at apex.



Demicryptochironomus (Irmakia) dividuus
Mukherjee & Hazra, 2022

***Demicryptochironomus (Demicryptochironomus) praeacutus* Mukherjee & Hazra.**
***Zootaxa*, 5175(1): 088–100, 2022**

The species *Demicryptochironomus (Demicryptochironomus) praeacutus* was described by Bindarika Mukherjee and Niladri Hazra based on a Holotype and two Paratypes collected from Kohora (26.15°N and 91.79°E), Assam and six Paratypes collected from different localities of Burdwan (23.2441319°N and 87.8368799°E, 23.2393°N and 87.8512° E, 23.2393°N and 87.8512° E), West Bengal. The type specimens retained in the collection of insects in the Entomology Division, Department of Zoology, The University of Burdwan, West Bengal, India. The name “praeacutus”, a Latin word, refers to the sharply pointed gonostylus at apex.



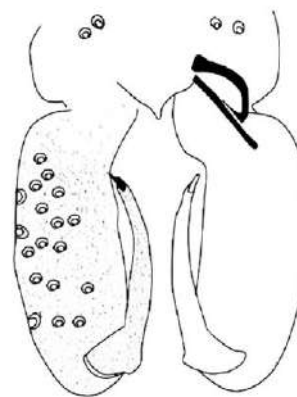
Demicryptochironomus (Demicryptochironomus) praeacutus Mukherjee & Hazra, 2022

Genus: *Monopelopia* Fittkau, 1962

***Monopelopia (Monopelopia) obscurata* Mondal, Mukherjee & Hazra.**

***CHIRONOMUS Journal of Chironomidae Research*, 35: 32-42, 2022**

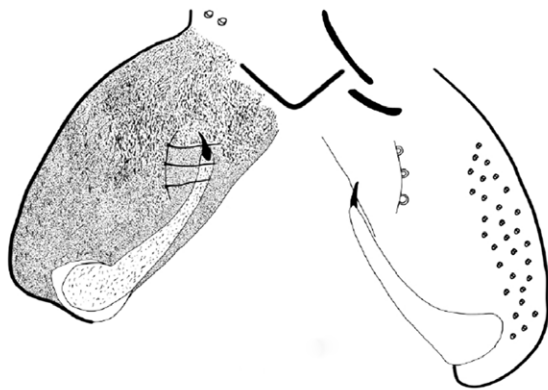
The species *Monopelopia (Monopelopia) obscurata* was described by Debarshi Mondal, Tuhar Mukherjee and Niladri Hazra based on a Holotype collected from Suntaley khola (27.01 and 88.78), West Bengal. The type specimens retained in the collection of insects in the Entomological collection of Department of Zoology, University of Burdwan (India). The name ‘obscurata’ is of Latin origin meaning ‘darkened’ referring to darkened cross-vein.



Monopelopia (Monopelopia) obscurata
Mondal, Mukherjee & Hazra, 2022

***Monopelopia (Monopelopia) recta* Mondal, Mukherjee & Hazra. *CHIRONOMUS Journal of Chironomidae Research*, 35: 32-42, 2022**

The species *Monopelopia (Monopelopia) recta* was described by Debarshi Mondal, Tuhar Mukherjee and Niladri Hazra based on a Holotype and three Paratypes collected from Matha (23.11 and 86.06), West Bengal. The type specimens retained in the collection of insects in the Entomological collection of Department of Zoology, University of Burdwan (India). The name 'recta' is of Latin origin meaning 'straight' referring to inner side of gono-coxite bearing 3 strong basal setae in a straightrow.

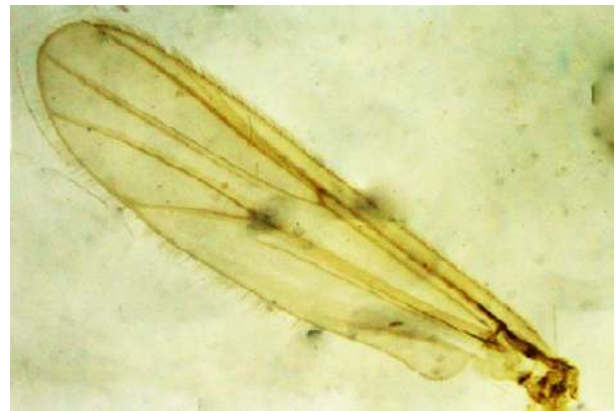


Monopelopia (Monopelopia) recta
Mondal, Mukherjee & Hazra, 2022

Genus: *Olecryptotendipes* Zorina, 2007

***Olecryptotendipes extentus* Mukherjee & Hazra. *Zootaxa*, 5091(2): 330–340, 2022**

The species *Olecryptotendipes extentus* was described by Bindarika Mukherjee and Niladri Hazra based on a Holotype and three Paratypes collected from Burdwan (23°22'N and 87°85'E), West Bengal. The type specimens retained in the collection of insects in the Entomological collection of Department of Zoology, University of Burdwan (India). The name 'extentus', a Latin word, refers to the apically extended or widened superior volsella.



Olecryptotendipes extentus Mukherjee
& Hazra, 2022

***Olecryptotendipes obtunsus* Mukherjee & Hazra. *Zootaxa*, 5091(2): 330–340, 2022**

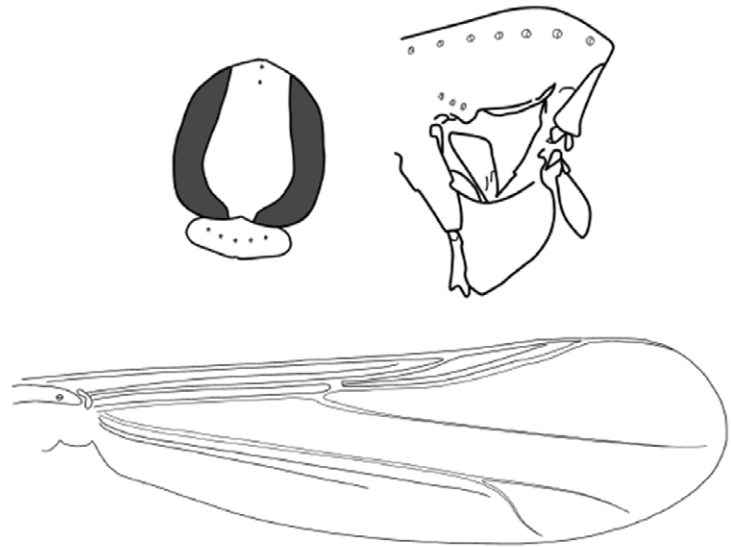
The species *Olecryptotendipes obtunsus* was described by Bindarika Mukherjee and Niladri Hazra based on a Holotype and four Paratypes collected from Burdwan (23°22'N and 87°85'E), West Bengal. The type specimens retained in the collection of insects in the Entomological collection of Department of Zoology, University of Burdwan (India). The name 'obtunsus' a Latin word, refers to the blunt outer part of the superior volsella.



Olecryptotendipes obtunsus
Mukherjee & Hazra, 2022

***Pseudosmittia luna* Mukherjee,
Som & Hazra. *Zootaxa*, 5200(1):
051–062**

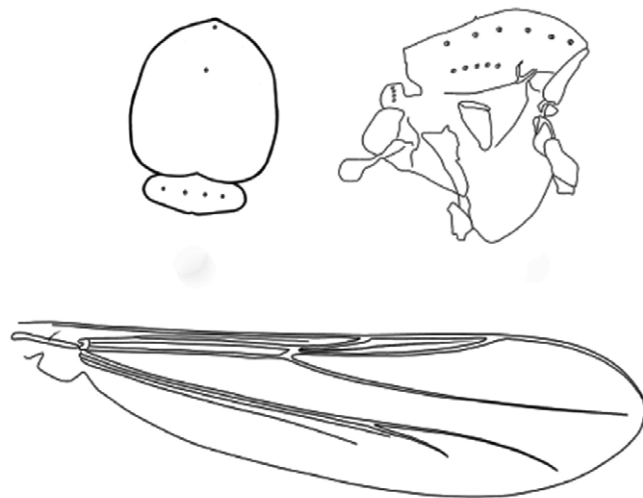
The species *Pseudosmittia luna* was described by Tuhar Mukherjee, Sipak Kumar Som and Niladri Hazra based on a Holotype and seven Paratypes collected from Burdwan University Campus (23°15'N and 87°50'E), Purba Bardhaman, West Bengal. The type specimens presently in the the collection of insects in the Entomology Division, Department of Zoology, University of Burdwan (India). The species name derived from the Latin word 'luna' meaning, crescent shape; refers to the crescent shaped virga.



Pseudosmittia luna Mukherjee, Som & Hazra, 2022

***Pseudosmittia
valida* Mukherjee, Som &
Hazra. *Zootaxa*, 5200(1): 051–
062**

The species *Pseudosmittia valida* was described by Tuhar Mukherjee, Sipak Kumar Som and Niladri Hazra based on a Holotype and one Paratype collected from Kakdwip (21°52'N and 88°10'E), West Bengal. The type specimens presently in the the collection of insects in the Entomology Division, Department of Zoology, University of Burdwan (India). The species name derived from the Latin word 'validus' meaning, robust, referring to the broad gonostylus.



Pseudosmittia valida Mukherjee, Som & Hazra, 2022

Genus: *Robackia* Sæther, 1977

***Robackia aequilongia* Mukherjee & Hazra. *Zootaxa*, 5091(2): 330-340, 2022**

The species *Robackia aequilongia* was described by Bindarika Mukherjee and Niladri Hazra based on a Holotype collected from Purulia (23.1481°N and 86.5451°E), West Bengal and one Paratype collected from Burdwan (23°22'N and 87°85'E), West Bengal. The type specimens retained in the collection of insects in the Entomological collection of Department of Zoology, University of Burdwan (India). The name 'aequilongia', a Latin word, derived from 'aequilongi', refers to bilobed superior volsella.

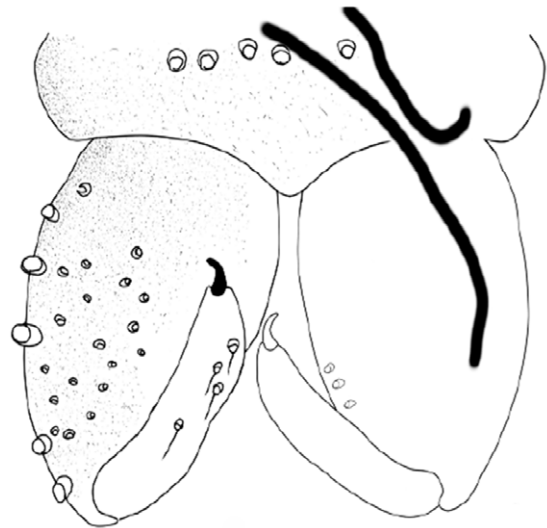


Robackia aequilongia Mukherjee & Hazra, 2022

Genus: *Zavreliomyia* Fittkau (1962)

***Zavreliomyia (Paramerina) falcata* Mondal, Mukherjee & Hazra. *Zootaxa*, 5154 (3): 365–379, 2022**

The species *Zavreliomyia (Paramerina) falcata* was described by Debarshi Mondal, Tuhar Mukherjee and Niladri Hazra based on a Holotype and six Paratypes collected from Kalimpong (27°3'N and 88°28'E), West Bengal. The type specimens presently in the Entomological collection of Department of Zoology, University of Burdwan (India). The species name derived from Latin 'falcata', referring to the sickle-shaped megaseta on the gonostylus.



Zavreliomyia (Paramerina) falcata Mondal, Mukherjee & Hazra, 2022

Family: CULICIDAE

Genus: *Downsiomyia* Vargas, 1950

***Downsiomyia rajaveli* Natarajan, Gopalakrishnan, Kumar & Kumar. *Zootaxa*, 5205(6): 575–584**

The species *Downsiomyia rajaveli* was described by R. Natarajan, S. Gopalakrishnan, Pradeep Kumar and Ashwani Kumar based on a Holotype and two Paratypes collected from Kangra district, way to Triund (32°14' 473"N and 76°18'532"E, 1907 m a.s.l), Himachal Pradesh. The type specimens have been deposited in the National Mosquito Museum, Indian Council of Medical Research (ICMR)-Vector Control Research Centre, Indira Nagar, Puducherry, India. The species is named in honour of Dr A. R. Rajavel (deceased), former taxonomist, Scientist 'E', at the ICMR-Vector Control Research Centre, Puducherry, India.



Downsiomyia rajaveli Natarajan et al., 2022

Family: SYRPHIDAE
Genus: *Monoceromyia* Shannon, 1925

Monoceromyia flavoscutata
Sankararaman, Anooj & Mengual.
Journal of Asia-Pacific Entomology,
[https://doi.org/10.1016/j.](https://doi.org/10.1016/j.aspen.2021.09.011)
[aspen.2021.09.011](https://doi.org/10.1016/j.aspen.2021.09.011), 2022

The species *Monoceromyia flavoscutata* was described by H. Sankararaman, S.S. Anooj and Ximo Mengual based on a Holotype collected from Thadiyankudisai (10°17'11"N and 77°42'8"E), Tamil Nadu. The type specimen has been deposited in UASB. The species epithet *flavoscutata* refers to the yellow scutellum, by which it differs from closely related *M. trinotata* and *M. tredecimpunctata*.



Monoceromyia flavoscutata
Sankararaman, Anooj & Mengual,
[2022](https://doi.org/10.1016/j.aspen.2021.09.011)

Family: EMPIDIDAE
Genus: *Rhamphomyia* Meigen, 1822

Rhamphomyia (Pararhamphomyia)
***aquila* Akbar, Kanturski, Bartak,**
Wachkoo & Maqbool. *The European*
***Zoological Journal*, 89(1): 1325-**
1350, 2022

The species *Rhamphomyia (Pararhamphomyia) aquila* was described by S. A. Akbar, M. Kanturski, M. Barták, A. A. Wachkoo and A. Maqbool based on a Holotype and 155 Paratypes collected from Central Institute of Temperate Horticulture (34.0094°N and 74.7984°E, 1640 m.a.s.l.), Srinagar, Kashmir. The type specimens have been deposited in CITH. The species epithet is Latin for eagle and appropriately symbolises the aerial grabbling skills and holding dominance of the male specimens of the new species.



Rhamphomyia (Pararhamphomyia)
aquila Akbar et al., 2022

Monoceromyia
***nigra* Sankararaman, Anooj**
& Mengual. *Journal of*
Asia-Pacific Entomology,
[https://doi.org/10.1016/j.](https://doi.org/10.1016/j.aspen.2021.09.011)
[aspen.2021.09.011](https://doi.org/10.1016/j.aspen.2021.09.011), 2022

The species *Monoceromyia nigra* was described by H. Sankararaman, S.S. Anooj and Ximo Mengual based on a Holotype collected from Basar, West Siang (27°58'59"N and 94°39'59"E), Arunachal Pradesh. The type specimen has been deposited in UASB. The species epithet 'nigra' means black in Latin, referring to the black mesonotum, pleuron and scutellum.



Monoceromyia nigra Sankararaman, Anooj &
[Mengual, 2022](https://doi.org/10.1016/j.aspen.2021.09.011)

Family: TEPHRITIDAE
Genus: *Bactrocera* Macquart, 1835

***Bactrocera (Bactrocera) divenderi* Singh, Sharma & Prabhakar. *Zootaxa*, 5168(2): 237–250, 2022**

The species *Bactrocera (Bactrocera) divenderi* was described by Maneesh Pal Singh, Isha Sharma, David Lawrence Hancock and Chandra Shekhar Prabhakar based on a Holotype and 24 Paratypes collected from Nauni (30°51'24"N and 77°10'17"), Solan, Himachal Pradesh and 12 Paratypes collected from Sanora (30°53'23"N and 77°13'34"), Sirmaur, Himachal Pradesh. The type specimens have been deposited in ZSI-HARC, NIM, UASB and Department of Entomology, Dr. Yashwant Singh Parmar University of Horticulture and Forestry, Nauni, Solan, Himachal Pradesh, India. The species is named after Dr. Divender Gupta (Director of Extension Education, Dr.Y.S.P.U.H.F. Nauni, Solan, Himachal Pradesh) for his guidance in research.



Bactrocera (Bactrocera) divenderi Singh, Sharma & Prabhakar, 2022

Genus: *Dacimita* David & Hancock, 2022:
NEW GENUS

***Dacimita curvifasciatus* David & Hancock. *Zootaxa*, 5195(6): 585–597, 2022**

The genus *Dacimita* and the species *Dacimita curvifasciatus* was described by K.J. David, D.L. Hancock, R.G. Gracy and K. Sachin based on a Holotype and seven Paratypes collected from Renchagre, West Garo Hills, Meghalaya. The type specimens have been deposited in NIM. *Dacimita* is derived from a combination of “Dacini” (root word-Dacus) and “imito”, meaning resembling dacies.



Dacimita curvifasciatus David & Hancock, 2022

Genus: *Platensina* Enderlein, 1911

***Platensina flavistigma* David & Hancock. *ZooKeys*, 1092: 123-146, 2022**

The species *Platensina flavistigma* was described by K. J. David, D. L. Hancock, K. Sachin, R. G. Gracy and S. Salini based on a Holotype collected from Attur, Bangalore, Karnataka and two Paratypes collected from Thandikudi, Periyakulam, Tamil Nadu. The type specimen has been deposited in NIM. The specific name is derived from two Latin words flavus (=yellow) and stigma (=ptersotigma).



Platensina flavistigma David & Hancock, 2022

***Platensina rabbanii* David & Hancock. *ZooKeys*, 1092: 123-146, 2022**

The species *Platensina rabbanii* was described by K. J. David, D. L. Hancock, K. Sachin, R. G. Gracy and S. Salini based on a Holotype collected from Laitsopliah, East Khasi Hills, Meghalaya. The type specimens have been deposited in NIM. The species is named after the collector, Rabbani Mehaboob K.



Platensina rabbanii David & Hancock, 2022

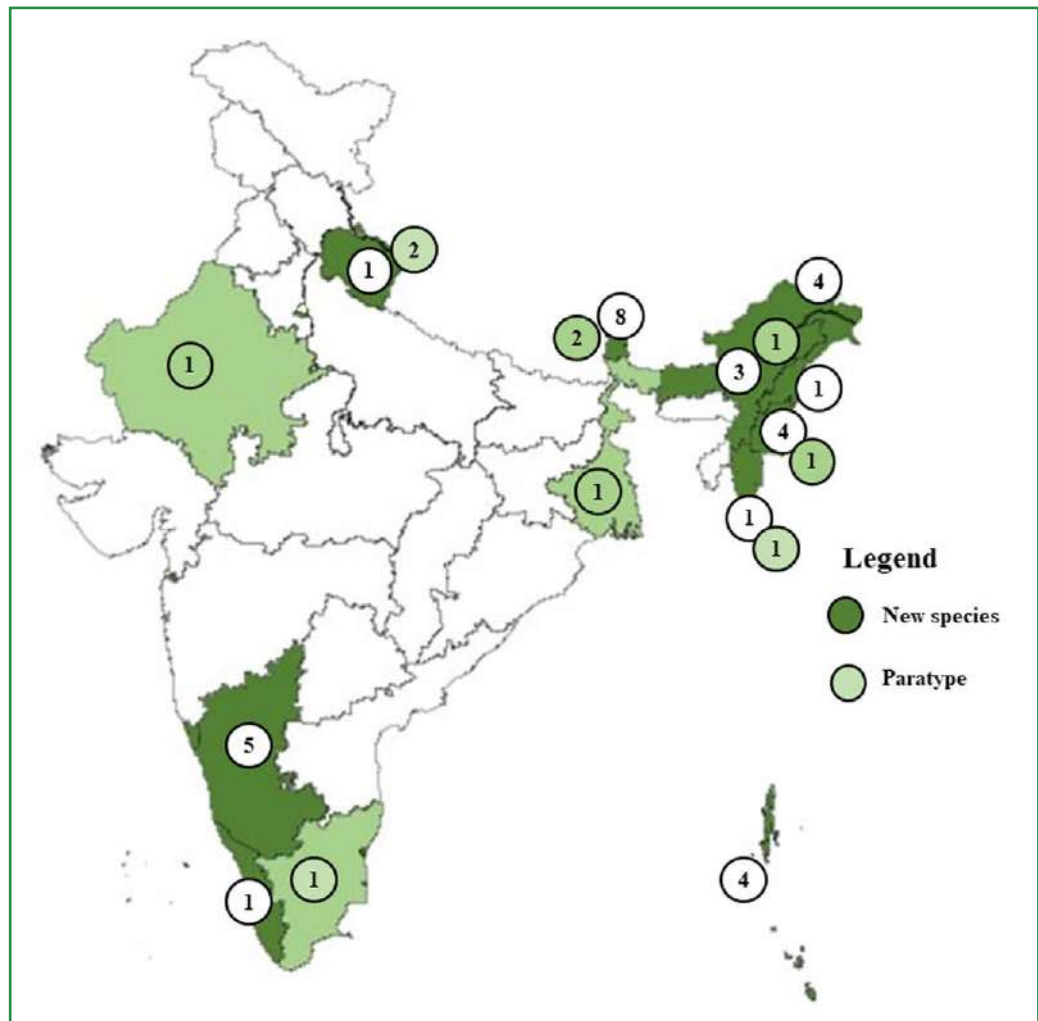
Genus: *Rhabdochaeta* Meijere, 1904

***Rhabdochaeta nigroapicalis* David, Hancock & Sachin. *Journal of Asia-Pacific Entomology*, 25 (2022): 101858, 2022**

The species *Rhabdochaeta nigroapicalis* was described by Karamankodu Jacob David, David Lawrence Hancock, K. Sachin, Gandhi R Gracy, R. S. Swathi based on a Holotype and five Paratypes collected from Nalbari, Tihu, Assam. The type specimens have been deposited in NIM. The specific name is derived from the black (=nigro) abdomen tip (=apicalis).



Rhabdochaeta nigroapicalis David, Hancock & Sachin, 2022



Lepidoptera is an attractive and fascinating group of Insects in terms of species diversity and economic importance. It is one of the most widespread and widely recognizable insect orders in the world. Lepidoptera exhibit high species diversity and have significant economic impact. Many of its species are of great aesthetic value, important ecological indicators, pollinators, biological control agents, model organisms for Environmental survey, monitoring and conservation policies, useful in genetic and medical research, key constituent of different type of food chains and food webs and serious pest species of different crop plants. A total of 32 new species of Lepidoptera have been described from India this year: Sikkim (8), Karnataka (5), Arunachal Pradesh (4), Manipur (4), Assam (3), Andaman and Nicobar Islands (4), Mizoram (1), Nagaland (1), Kerala (1) and Uttarakhand (1).

Family: CRAMBIDAE
Genus: *Patania* Moore, 1888

***Patania shompen* Singh & Ahmad.
SHILAP Revta. lepid., 50 (197): 13-17, 2022**

The species *Patania shompen* was described by N. Singh, J. Ahmad and K. Chandra based on a Holotype collected from SW Road, Great Nicobar Island, Andaman and Nicobar Islands and one Paratype collected from Laxmi nagar, Great Nicobar Island, Andaman and Nicobar Islands. The type specimens have been deposited in NZC-ZSI. The species is named after Shompen, the indigenous nation of the Great Nicobar Island.



Patania shompen Singh & Ahmad, 2022

Genus: *Suhela* N. Singh, Ranjan, Kirti & Chandra, 2022:
NEW GENUS

***Suhela* N. Singh, Ranjan, Kirti & Chandra. *SHILAP Revta. lepid.*, 50 (197): 5-11, 2022**

The genus *Suhela* (Type species: *Conogethes alboflavalis* Moore, 1888) was described by N. Singh, R. Ranjan, J. S. Kirti and K. Chandra based on Type species *Conogethes alboflavalis* Moore, 1888 collected from Mamit, Thingsul, Mizoram; Lailad, Meghalaya and Pindrabera, Makulakocha, Dalma Wildlife Sanctuary, Jharkhand. The type specimens have been deposited in NZC-ZSI. The generic name is after S. Suhel Singh Gill, a social reformist and the great grandfather of the first author.

Family: EREBIDAE
Genus: *Garudinia* Moore, 1882

***Garudinia shompen* Singh, Ahmad & Raha. *Zootaxa*, 5165(1): 079-094, 2022**

The species *Garudinia shompen* was described by Navneet Singh, Jalil Ahmad and Angshuman Raha based on a Holotype collected from Great Nicobar Island, Check Post, Andaman and Nicobar Islands and one Paratype collected from Great Nicobar Island, Bird Watching Point, Andaman and Nicobar Islands. The type specimens have been deposited in NZC-ZSI. The species is named after the tribe Shompen, endemic to Nicobar Island.



Garudinia shompen Singh, Ahmad & Raha, 2022

Miltochrista dankana
Volynkin, Singh, Černý, Kirti
& Datta. *Zootaxa*, 5168 (3):
319–331, 2022

The species *Miltochrista dankana* was described by Anton V. Volynkin, Navneet Singh, Karel Černý, Jagbir Singh Kirti and Harvinder Singh Datta based on a Holotype and one Paratype collected from Kigwema, Nagaland and two Paratypes collected from Myohaung Camp, Chin Hills, Myanmar. The type specimens have been deposited in NZC-ZSI. The specific epithet refers to the robust, claw-like distal sacculus process in the male genitalia.



Miltochrista dankana Volynkin et al., 2022

Miltochrista etalina Volynkin, Singh,
Černý, Kirti & Datta. *Zootaxa*, 5168
(3): 319–331, 2022

The species *Miltochrista etalina* was described by Anton V. Volynkin, Navneet Singh, Karel Černý, Jagbir Singh Kirti and Harvinder Singh Datta based on a Holotype collected from Etalin (700m), Arunachal Pradesh. The type specimens have been deposited in MWM-ZSM. The specific epithet refers to the type locality.



Miltochrista etalina Volynkin et al., 2022

Miltochrista idiomorfa Volynkin,
Singh, Černý, Kirti & Datta. *Zootaxa*,
5168 (3): 319–331, 2022

The species *Miltochrista idiomorfa* was described by Anton V. Volynkin, Navneet Singh, Karel Černý, Jagbir Singh Kirti and Harvinder Singh Datta based on a Holotype and one Paratype collected from Tamen, Arunachal Pradesh and other Paratypes collected from West Bengal, Mizoram, Assam, Tamil Nadu, Myanmar, Nepal and China. The type specimens have been deposited in NZC-ZSI, MWM-ZSM and CKC. The specific epithet refers to the unusual male genitalia structures.



Miltochrista idiomorfa Volynkin et al., 2022

***Miltochrista tinsukia* Volynkin,
Saldaitis & Müller. *Ecologica
Montenegrina*, 59: 10-23, 2022**

The species *Miltochrista tinsukia* was described by Anton V. Volynkin, Aidas Saldaitis and Günter C. Müller based on a Holotype collected from Tinsukia (27°35'N and 95°22'E, 120 m), Assam. The type specimen has been deposited in MWM-ZSM. The specific epithet is homonymic of the type locality of the new species, Tinsukia District of Assam, India.



Miltochrista tinsukia Volynkin, Saldaitis & Müller, 2022

Genus: *Plusiodonta* Guenée, 1852

***Plusiodonta nicobarensis* Singh, Ahmad
& Raha. *Zootaxa*, 5165(1): 079-094, 2022**

The species *Plusiodonta nicobarensis* was described by Navneet Singh, Jalil Ahmad and Angshuman Raha based on a Holotype collected from Great Nicobar Island, 4 km South of Vijay Nagar, Andaman and Nicobar Islands and one Paratype collected from Great Nicobar Island, Galathea, Andaman and Nicobar Islands. The type specimens have been deposited in NZC-ZSI. The new species is named after its collection locality, the Great Nicobar Island.



Plusiodonta nicobarensis Singh, Ahmad & Raha, 2022

Family: GEOMETRIDAE

Genus: *Psyra* Walker, 1860

***Psyra variabilis* Mallick, Bandyopadhyay
& Sanyal. *PLoS One*, doi: 10.1371/journal.
pone.0266100, 2022**

The species *Psyra variabilis* was described by Kaushik Mallick, Rushati Dey, Uttaran Bandyopadhyay, Arna Mazumder, Subrata Gayen, Mohd Ali, Gaurab Nandi Das, Angshuman Raha, Abesh Kumar Sanyal, Sandeep Kumar Gupta, Virendra Prasad Uniyal, Kailash Chandra and Vikas Kumar based on a Holotype and two Paratypes collected from Changsil (31.12519°N and 078.03283°E, 2400 m), Govind Wildlife Sanctuary, Uttarkashi district, Uttarakhand and three Paratypes collected from Yoksum (27.37864°N and 088.22087°E, 1879 m) and Lingthem (27.52537°N and 088.49294°E, 1496 m), Khangchendzonga Biosphere Reserve, West Sikkim district, Sikkim. The type specimens have been deposited in NZC-ZSI. New species name refers to the fact that individuals of the species are extremely variable in forewing colour pattern and markings, not only from different landscapes but also within the same population, while their genitalia characters are uniform.



Psyra variabilis Mallick et al.,
2022

Family: HEPIALIDAE
Genus: *Endoclita* Felder, 1874

***Endoclita makundae* Grehan, Mielke & Kunte. *ZooNova*, 16: 1-13, 2022**

The species *Endoclita makundae* was described by John R. Grehan, Carlos G.C. Mielke, Dipendra Nath Basu, Ujwala Pawar, Vijay Anand Ismavel, John E. Rawlins and Krushnamegh Kunte based on a Holotype collected from Campus of the Makunda Christian Leprosy and General Hospital (23.434227N and 92.324692E), Patharkandi, Karimganj, Assam. The type specimen has been deposited in the Biodiversity Lab Research Collections (<http://biodiversitycollections.in>) at the National Center for Biological Sciences, Bengaluru. The new species is named for the Makunda Christian Leprosy and General Hospital.



Endoclita makundae Grehan, Mielke & Kunte, 2022

Family: LIMACODIDAE
Genus: *Caissa* Hering, 1931

***Caissa aruna* Singh & Ahmad. *Zootaxa*, 5200(1): 096–100, 2022**

The species *Caissa aruna* was described by Navneet Singh and Jalil Ahmad based on a Holotype and one Paratype collected from Bhalukpong, Tippi, Arunachal Pradesh. The type specimens have been deposited in NZC-ZSI. The new species is named after the sanskrit word 'Aruna', prefix of Arunachal, meaning 'light of rising sun'.



Caissa aruna Singh & Ahmad, 2022

***Caissa kashungii* Irungbam, Ahmad, N. Singh & Solovyev. *Journal of Asia-Pacific Entomology*, 25 (2022): 101928, 2022**

The species *Caissa kashungii* was described by Jatishwor S. Irungbam, Jalil Ahmad, Navneet Singh and Alexey V. Solovyev based on a Holotype collected from Shirui Hill (25.123558°N and 94.440778°E, 2036 m asl), Ukhrul district, Manipur and one Paratype collected from Mayodia, Dihang-Dibang Biosphere Reserve, Arunachal Pradesh. The type specimens have been deposited in NZC-ZSI. This specific name is derived from the type locality, Shirui Kashung Peak, Manipur, India.



Caissa kashungii Irungbam, Ahmad, N. Singh & Solovyev, 2022

Genus: *Squamosa* Bethune-Baker, 1908

***Squamosa wungchanngamii* Irungbam, Ahmad, N. Singh & Solovyev. *Journal of Asia-Pacific Entomology*, 25 (2022): 101928, 2022**

The species *Squamosa wungchanngamii* was described by Jatishwor S. Irungbam, Jalil Ahmad, Navneet Singh and Alexey V. Solovyev based on a Holotype collected from Site 2, Shirui Hill (25.123558°N and 94.440778°E, 2036 m asl), Ukhrul district, Manipur and one Paratype collected from Site 1, Shirui Hill (25.12644°N 94.4357°E, 1930 m asl), Ukhrul district, Manipur and one Paratype collected from Mt. Victoria (Nat Ma Toung) NP, Prov. Chin State, Myanmar (Burma). The type specimens have been deposited in NZC-ZSI. This new species dedicated to Mr. Wungchanngam Shangh Shimray, chief of Shirui village.



Squamosa wungchanngamii Irungbam et al., 2022

Family: NOTODONTIDAE
Genus: *Cleapa* Walker, 1855

***Cleapa ukhrulensis* Irungbam & Schintlmeister. *Zootaxa*, 5196(1): 061–093, 2022**

The species *Cleapa ukhrulensis* was described by Jatishwor Singh Irungbam, Alexander Schintlmeister and Zdenek Faltynek Fric based on a Holotype collected from Shirui Hill (25.1171°N and 94.4456°E, 2190m), Ukhrul district, Manipur and seven Paratypes collected from different localities of Shirui Hill, Ukhrul district, Manipur. The type specimens have been deposited in NZC-ZSI. The species name is derived from the Ukhrul district from which the type materials were collected.



Cleapa ukhrulensis Irungbam & Schintlmeister, 2022

Genus: *Neocerura* Matsumura, 1929

***Neocerura convergata* Kaleka & Kumar. *Journal of Threatened Taxa*, 14(11): 22184–22189, 2022**

The species *Neocerura convergata* was described by Amritpal Singh Kaleka and Rishi Kumar based on a Holotype and one Paratype collected from Sessa (27.1074°N and 92.5254°E), Arunachal Pradesh and three Paratypes collected from Golitar (27.2299°N and 88.4933°E), Sikkim. The type specimens have been deposited in Lepidoptera Lab, Punjabi University, Patiala. The species has been named after the converging distal processes of aedeagus.



Neocerura convergata Kaleka & Kumar, 2022

Genus: *Hexafrenum* Matsumura, 1925

***Hexafrenum tangkhula* Irungbam & Schintlmeister. *Zootaxa*, 5196(1): 061–093, 2022**

The species *Hexafrenum tangkhula* was described by Jatishwor Singh Irungbam, Alexander Schintlmeister and Zdenek Faltynek Fric based on a Holotype collected from Shirui Hill (25.1112°N and 94.4534°E, 2425 m), Ukhrul district, Manipur and three Paratypes collected from different localities of Shirui Hill, Ukhrul district, Manipur. The type specimens have been deposited in MWM, Dresden, Germany. The species name is derived from “Tangkhul tribe” of the Naga community in Manipur.



Hexafrenum tangkhula Irungbam & Schintlmeister, 2022

Genus: *Spatalina* Bryk, 1950

***Spatalina rimbiensis* Irungbam & Schintlmeister. *Zootaxa*, 5196(1): 061–093, 2022**

The species *Spatalina rimbiensis* was described by Jatishwor Singh Irungbam, Alexander Schintlmeister and Zdenek Faltynek Fric based on a Holotype collected from Rimbi (2719'37 N and 880908 E, 1200 m), Sikkim and 17 Paratypes collected from different localities of Sikkim and Manipur state. The type specimens have been deposited in MWM, Dresden, Germany. The species name is derived from the type locality of the holotype (Sikkim, Rimbi).



Spatalina rimbiensis Irungbam & Schintlmeister, 2022

Family: PSYCHIDAE

Genus: *Eumasia* Chrétien, 1904

***Eumasia thomasii* Unnikrishnan, Sobczyk, Jose & Jose. *Zootaxa*, 5200(3): 232–246, 2022**

The species *Eumasia thomasii* was described by Usha Ayyath Unnikrishnan, Thomas Sobczyk, Roby Thekkudan Jose and Joyce Jose based on a Holotype collected from Koviloor (10.18211°N and 77.25923°), Vattavada, Kerala. The type specimen has been deposited in the Zoological Survey of India Museum, Calicut, Kerala. The word Thomas means ‘twin’ in aramic



Eumasia thomasii Unnikrishnan et al., 2022

Family: PYRALIDAE

Genus: *Arcanusa* Wang, Chen & Wu in Wang et al., 2017

***Arcanusa confusa* Ranjan, N. Singh & Kirti. *Zootaxa*, 5222(4): 385–394, 2022**

The species *Arcanusa confusa* was described by Rahul Ranjan, Navneet Singh and Jagbir Singh Kirti based on a Holotype collected from Dodak, Sikkim. The type specimen has been deposited in ZSI-NZC. The name of the species refers to the fact that it can be easily confused with the similar species *A. sinuosa* Moore.



Arcanusa confusa Ranjan, N. Singh & Kirti, 2022

Genus: *Atkinomus* Ranjan, N. Singh & Kirti, 2022: **NEW GENUS**

***Atkinomus parilis* Ranjan, N. Singh & Kirti. *Zootaxa*, 5222(4): 385–394, 2022**

The genus *Atkinomus* and the species *Atkinomus parilis* was described by Rahul Ranjan, Navneet Singh and Jagbir Singh Kirti based on a Holotype collected from Dodak, Sikkim. The type specimen has been deposited in ZSI-NZC. The Latin species epithet 'parilis' means 'similar', referring to its similar appearance with *C. atkinsonii*.



Atkinomus parilis Ranjan, N. Singh & Kirti, 2022

Genus: *Lamida* Walker, 1859

***Lamida whitakeri* Ranjan, N. Singh & Kirti. *Zootaxa*, 5222(4): 385–394, 2022**

The species *Lamida whitakeri* was described by Rahul Ranjan, Navneet Singh and Jagbir Singh Kirti based on a Holotype collected from Mangan, Sikkim and 26 Paratypes collected from different localities of Sikkim and Uttarakhand. The type specimens have been deposited in ZSI-NZC. The species is named in honour of Dr. Terry Whitaker, United Kingdom, an expert for global Pyraloidea especially the groups of Southeast Asia.



Lamida whitakeri Ranjan, N. Singh & Kirti, 2022

Genus: *Locastra* Walker, 1859

***Locastra mizo* Ranjan, Singh & Kirti.
Zootaxa, 5169(1): 071–078, 2022**

The species *Locastra mizo* was described by Rahul Ranjan, Navneet Singh and Jagbir Singh Kirti based on a Holotype collected from Kanhmun, Mizoram. The type specimen has been deposited in ZSI-NZC. The name of the species is dedicated to the people of Mizoram.



Locastra mizo Ranjan, Singh & Kirti, 2022

Genus: *Teliphasa* Moore, 1888

***Teliphasa dodaki* Ranjan, Singh & Kirti.
Zootaxa, 5141(1): 060-070, 2022**

The species *Teliphasa dodaki* was described by Rahul Ranjan, Navneet Singh and Jagbir Singh Kirti based on a Holotype collected from Dodak, Sikkim and two Paratypes collected from Yaksum, Sikkim. The type specimens have been deposited in ZSI-NZC. The species name refers to its type locality Dodak, Sikkim, India.



Teliphasa dodaki Ranjan, Singh & Kirti, 2022

***Teliphasa spinaejuxta* Ranjan, Singh & Kirti.
Zootaxa, 5141(1): 060-070, 2022**

The species *Teliphasa spinaejuxta* was described by Rahul Ranjan, Navneet Singh and Jagbir Singh Kirti based on a Holotype and one Paratype collected from Golitar, Sikkim and eight Paratypes collected from Powali, Uttarakhand. The type specimens have been deposited in ZSI-NZC. The name of the species is coined due to the presence of spines on the juxta of male genitalia.



Teliphasa spinaejuxta Ranjan, Singh & Kirti, 2022

***Termioptycha almae* Ranjan, N. Singh & Kirti. *Zootaxa*, 5165(3): 415–424, 2022**

The species *Termioptycha almae* was described by Rahul Ranjan, Navneet Singh and Jagbir Singh Kirti based on a Holotype collected from Deorali, Sikkim. The type specimen has been deposited in ZSI-NZC. The species is named in honour of eminent Epipaschiinae worker Dr. Alma Solis, USA, for her great contributions to this field.



Termioptycha almae Ranjan, N. Singh & Kirti, 2022

***Termioptycha gnathospina* Ranjan, N. Singh & Kirti. *Zootaxa*, 5165(3): 415–424, 2022**

The species *Termioptycha gnathospina* was described by Rahul Ranjan, Navneet Singh and Jagbir Singh Kirti based on a Holotype and one Paratype collected from Dodak, Sikkim. The type specimens have been deposited in ZSI-NZC. The name of the species is derived from the attribute i.e., gnathos inwardly lined with small, multiple spines.



Termioptycha gnathospina Ranjan, N. Singh & Kirti, 2022

***Acanthoclita bengaluruensis* Reddy & Shashank. *Zootaxa*, <https://doi.org/10.11646/Zootaxa.5219.6.2>, 2022**

The species *Acanthoclita bengaluruensis* was described by Karthik M Reddy and Pathour R Shashank based on a Holotype collected from Kommasandra (12°5222.7N and 77°4446.4E, 898 m), Bengaluru, Karnataka and five Paratypes collected from Dommasandra lake (12°5226.5N and 77°4452.8E, 901 m) and Thigala Chowdadenahalli (12°5316.9N and 77°4434.7E, 918 m), Bengaluru, Karnataka. The type specimens have been deposited in NPC-IARI. The specific name refers to the name of the type locality Bengaluru, Karnataka, India.



Acanthoclita bengaluruensis Reddy & Shashank, 2022

Genus: *Baburia* Koçak, 1981

***Baburia chettaliensis* Shashank & Santhosh. *Zootaxa*, 5091(1): 173–181, 2022**

The species *Baburia chettaliensis* was described by Santhosh Naik and P. R. Shashank based on a Holotype collected from Chettalli, Kodagu (12°37'13"N and 75°83'01"E, 1002 m), Karnataka. The type specimen has been deposited in NPC-IARI. The species is named after type locality, Chettalli, Kodagu, Karnataka, India.



Baburia chettaliensis Shashank & Santhosh, 2022

***Baburia tinsukiaensis* Shashank. *Zootaxa*, 5091(1): 173–181, 2022**

The species *Baburia tinsukiaensis* was described by Santhosh Naik and P. R. Shashank based on a Holotype and one Paratype collected from Tinsukia police guest house (24°11'51"N and 76°38'34"E, 300 m), Assam. The type specimens have been deposited in NPC-IARI. The species is named after the type locality, Tinsukia, Assam, India.



Baburia tinsukiaensis Shashank, 2022

Genus: *Grapholita* Treitschke, 1829

***Grapholita constricta* Reddy & Shashank. *Zootaxa*, <https://doi.org/10.11646/Zootaxa.5219.6.2>, 2022**

The species *Grapholita constricta* was described by Karthik M Reddy and Pathour R Shashank based on a Holotype collected from Dommasandra lake (12°52'26.5N and 77°44'52.8E, 901 m), Bengaluru, Karnataka. The type specimen has been deposited in NPC-IARI. The specific name *constricta* refers to deep ventral valval constriction.



Grapholita constricta Reddy & Shashank, 2022

Genus: *Thaumatotibia* Zacher, 1915

***Thaumatotibia ramamurthyi* Reddy & Shashank. *Zootaxa*, <https://doi.org/10.11646/Zootaxa.5219.6.2>, 2022**

The species *Thaumatotibia ramamurthyi* was described by Karthik M Reddy and Pathour R Shashank based on a Holotype and two Paratypes collected from Chikkavaderapura (12°53'31.7N and 77°44'40.3E, 914m), Bengaluru, Karnataka. The type specimens have been deposited in NPC-IARI. The species name is given after Dr. V.V. Ramamurthy for his contribution to the Indian insect taxonomy.



Thaumatotibia ramamurthyi Reddy & Shashank, 2022

Genus: *Theorica* Diakonoff, 1966

***Theorica malnadense* Reddy & Shashank. *Journal of Asia-Pacific Biodiversity*, <https://doi.org/10.1016/j.japb.2022.12.001>, 2022**

The species *Theorica malnadense* was described by Karthik M Reddy and Pathour R Shashank based on a Holotype collected from Kodagu, Ponnampet Forestry College (12°08'40.5"N and 75°56'022.6"E, 863m), Karnataka. The type specimen has been deposited in NPC-IARI. The specific epithet "malnadense" refers to the Karnataka part of the Western Ghats from which the type specimen was collected.



Theorica malnadense Reddy & Shashank, 2022

Family: ZYGAENIDAE

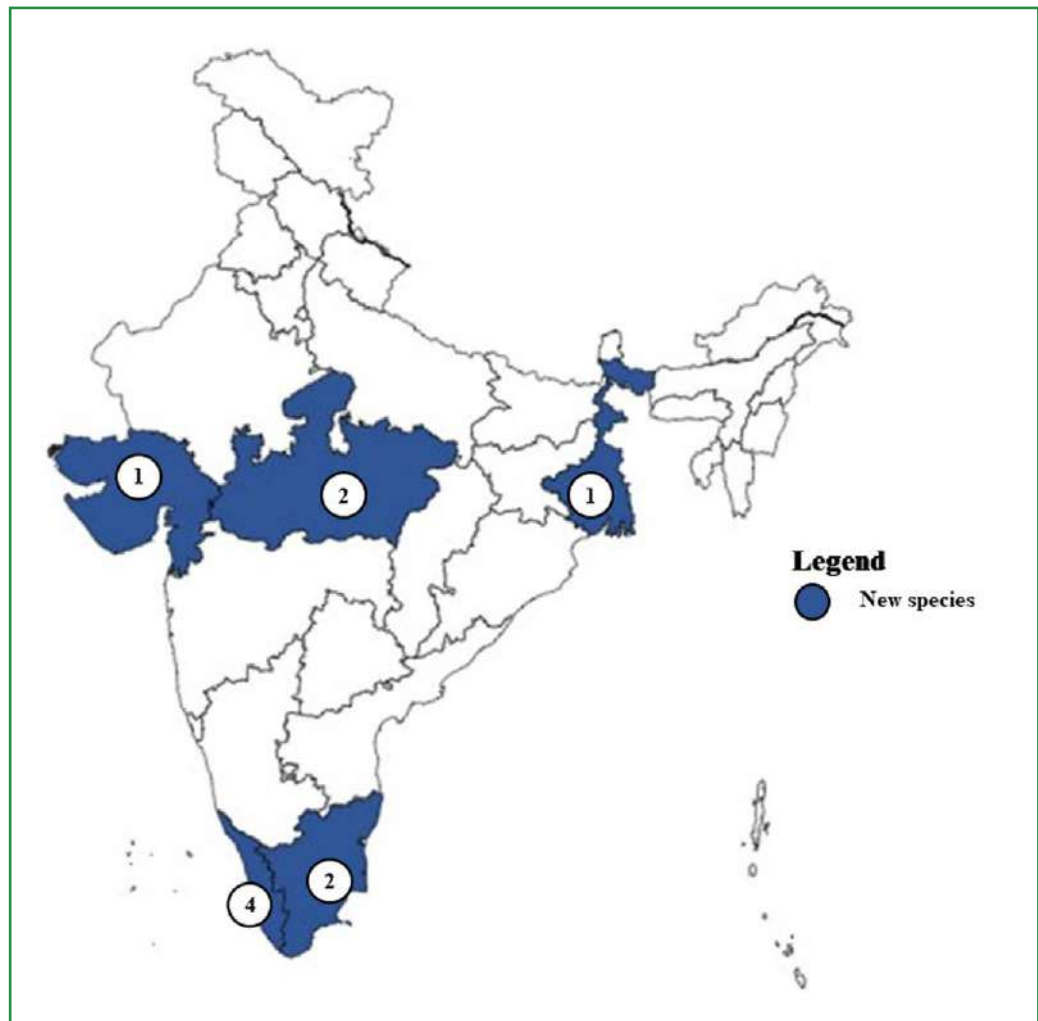
Genus: *Psaphis* Walker, 1854

***Psaphis gerhardi* N. Singh, Ahmad & Joshi. *Journal of Asia-Pacific Biodiversity*, DOI: [10.1016/j.japb.2022.11.002](https://doi.org/10.1016/j.japb.2022.11.002), 2022**

The species *Psaphis gerhardi* was described by Navneet Singh, Jalil Ahmad and Rahul Joshi based on a Holotype collected from Bird watching point, Great Nicobar Is. The type specimen has been deposited in ZSI-NZC. The new species is named after Prof. Dr. Gerhard M Tarmann (Austria) for his contribution in the field of Zygaenidae biosystematics.



Psaphis gerhardi N. Singh, Ahmad & Joshi, 2022



Order Coleoptera belonging to class Insecta is the most significant order worldwide, Members of Coleoptera are economically crucial as injurious or storage pests (Bruchidae, Buprestidae, Cerambycidae, Chrysomelidae, Coccinellidae, Curcujidae, Curculionidae, Meloidae, Scarabaeidae, etc.), predators (Coccinellidae, Cicindelidae, Carabidae), scavengers (Scarabaeidae, Tenebrionidae, Buprestidae, Hydrophilidae, etc.), as food and medicine. Moreover, they also show exceptionally diverse adaptation to a wide range of environmental conditions and habitats and show both destructive and beneficial economic importance. Ten new species of Coleoptera have been described this year from India, Kerala (4), Tamil Nadu (2), Madhya Pradesh (2), Gujarat (1) and West Bengal (1).

Family: BUPRESTIDAE
Genus: *Agrilus* Curtis, 1825

***Agrilus keralensis* Seena, Ananad & Vardhanan. *Journal of Asia-Pacific Entomology*, <https://doi.org/10.1016/j.aspen.2022.101910>, 2022**

The species *Agrilus keralensis* was described by S. Seena, P.P. Anand and Y. Shibu Vardhanan based on a Holotype collected from Silent Valley National Park (11o04'10"N and 76o25'39"E, 959 m), Palakkad district, Southern Western Ghats, Kerala. The type specimen has been deposited in DZUC. The new species is named after the Indian state Kerala where the holotype was collected.



Agrilus keralensis Seena, Ananad & Vardhanan, 2022

***Agrilus palakkadensis* Seena, Ananad & Vardhanan. *Journal of Asia-Pacific Entomology*, <https://doi.org/10.1016/j.aspen.2022.101910>, 2022**

The species *Agrilus palakkadensis* was described by S. Seena, P.P. Anand and Y. Shibu Vardhanan based on a Holotype collected from Silent Valley National Park (11o04'10"N and 76o25'39"E, 959 m), Palakkad district, Southern Western Ghats, Kerala. The type specimen has been deposited in DZUC. The new species is named after Palakkad district of Kerala state, where the holotype was collected.



Agrilus palakkadensis Seena, Ananad & Vardhanan, 2022

***Agrilus sahyadriensis* Seena, Ananad & Vardhanan. *Journal of Asia-Pacific Entomology*, <https://doi.org/10.1016/j.aspen.2022.101910>, 2022**

The species *Agrilus sahyadriensis* was described by S. Seena, P.P. Anand and Y. Shibu Vardhanan based on a Holotype collected from Silent Valley National Park (11o04'10"N and 76o25'39"E, 959 m), Palakkad district, Southern Western Ghats, Kerala. The type specimen has been deposited in DZUC. The specific name is derived from "Sahyadri", the vernacular name for the Western Ghats Mountain ranges.



Agrilus sahyadriensis Seena, Ananad & Vardhanan, 2022

***Agrilus silentvalleyensis* Seena, Ananad & Vardhanan. *Journal of Asia-Pacific Entomology*, <https://doi.org/10.1016/j.aspen.2022.101910>, 2022**

The species *Agrilus silentvalleyensis* was described by S. Seena, P.P. Anand and Y. Shibu Vardhanan based on a Holotype collected from Silent Valley National Park (11o04'10"N and 76o25'39"E, 959 m), Palakkad district, Southern Western Ghats, Kerala. The type specimen has been deposited in DZUC. The specific name refers to the Silent Valley National Park in Kerala, India, where the species was collected.



Agrilus silentvalleyensis
Seena, Ananad &
Vardhanan, 2022

Family: COCCINELLIDAE
Genus: *Horniolus* Weise, 1901

***Horniolus darjeelingensis* Poorani.
Zootaxa, 5104(4): 545–556, 2022**

The species *Horniolus darjeelingensis* was described by J. Poorani based on a Holotype collected from Singla (300 m), Darjeeling district, West Bengal. The type specimen has been deposited in NBAIR. The specific epithet is in reference to its type locality (Darjeeling).



Horniolus darjeelingensis Poorani,
2022

***Horniolus wiolettae* Poorani.
Zootaxa, 5104(4): 545–556, 2022**

The species *Horniolus wiolettae* was described by J. Poorani based on a Holotype collected from Pechiparai, Kanyakumari, Tamil Nadu. The type specimen has been deposited in NBAIR. This species is named in honour of Dr. Wioletta Tomaszewska, Polish Academy of Sciences, Warsaw, for her significant contributions to Coccinellidae systematics.



Horniolus wiolettae Poorani, 2022

Genus: *Monocoryna* Gorham, 1885

***Monocoryna indica* Szawaryn. *Bonn zoological Bulletin*, 71(2): 185–191, 2022**

The species *Monocoryna indica* was described by Karol Szawaryn based on a Holotype collected from Andippatti Hills, Madras. The type specimen has been deposited in MIZ. The species is named after the country of its origin, India.



Monocoryna indica Szawaryn, 2022

Family: GEOTRUPIDAE

Genus: *Bolboceras* Kirby, 1819

***Bolboceras krikkeni* Gupta, Ghosh, Das & Chandra. *Zootaxa*, 5168(1): 092-096, 2022**

The species *Bolboceras krikkeni* was described by Devanshu Gupta, Joyjit Ghosh, Priyanka Das and Kailash Chandra based on a Holotype and two Paratypes collected from Narayan Sarovar Wildlife Sanctuary, Kachchh, Gujarat. The type specimens have been deposited in NZSI. The species is named after Dr Jan Krikken, Leiden, the Netherlands, for his immense contribution to the taxonomy of the subfamily Bolboceratinae of the Oriental Region.



Bolboceras krikkeni Gupta et al., 2022

Family: SCARABAEIDAE

Genus: *Neoserica* Brenske, 1894

***Neoserica debasriae* Bhunia, Gupta, Chandra & Ahrens. *Zootaxa*, 5200(2): 489–494, 2022**

The species *Neoserica debasriae* was described by Debika Bhunia, Devanshu Gupta, Kailash Chandra and Dirk Ahrens based on a Holotype and three Paratypes collected from Hoshangabad (22.752030N and 77.734490E), Bori Sanctuary, Madhya Pradesh. The type specimens have been deposited in NZSI. This new species is dedicated to D.B.'s late mother-in-law, Mrs. Debasri Datta, who has always encouraged her in every aspect of her career.



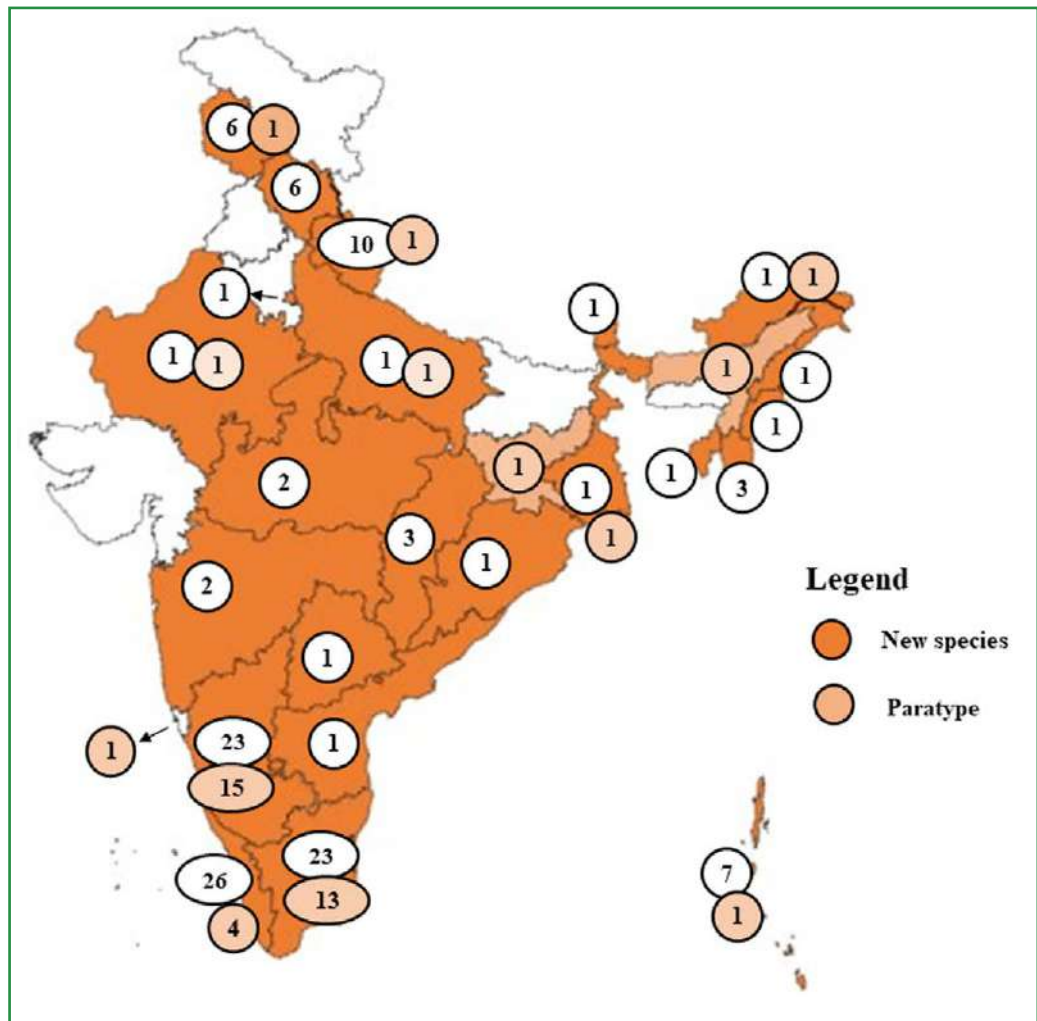
Neoserica debasriae Bhunia et al., 2022

***Neoserica panchmariensis*
Bhunja, Gupta, Chandra &
Ahrens. *Zootaxa*, 5200(2):
489–494, 2022**

The species *Neoserica panchmariensis* was described by Debika Bhunia, Devanshu Gupta, Kailash Chandra and Dirk Ahrens based on a Holotype and one Paratype collected from Panchmari (22.752030N and 77.734490E), Hoshangabad, Madhya Pradesh. The type specimens have been deposited in NZSI. The new species is named after the type locality, Panchmari (adjective in nominative case singular).



Neoserica panchmariensis Bhunia *et al*, 2022



Order Hymenoptera includes bees, wasps, ants and sawflies. From the human standpoint, order Hymenoptera is probably the most beneficial group of insects since it not only contains a great many species that are of value as parasites or predators of insect pests, but also include the most important pollinators of plants, the bees. Hymenoptera are found in nearly all terrestrial habitats such as soil, leaf litter and a range of vegetation types while, some parasitic forms are found in aquatic habitats too. They are phytophagous, entomophagous or a combination of both. New genera and species are frequently encountered and are constantly being described from India and it is very difficult to provide a correct estimate of number of genera and species from the country. A total of 123 new species of hymenoptera have been described this year from the various states of India: Kerala (26), Karnataka (23), Tamil Nadu (23), Uttarakhand (10), Andaman & Nicobar Islands (7), Himachal Pradesh (6), Jammu and Kashmir (6), Chhattisgarh (3), Mizoram (3), Madhya Pradesh (2), Maharashtra (2), Andhra Pradesh (1), Arunachal Pradesh (1), Delhi (1), Manipur (1), Nagaland (1), Odisha (1), Rajasthan (1), Sikkim (1), Telangana (1), Tripura (1), Uttar Pradesh (1) and West Bengal (1).

Family: APIDAE

Genus: *Apis* Linnaeus, 1758

***Apis karinjodian* Shanas, Anju & Mashoor. *ENTOMON*, 47(3): 197-220, 2022**

The species *Apis karinjodian* was described by S. Shanas, Krishnan G. Anju and K. Mashoor based on a Holotype and 30 Paratypes collected from Wayanad, Kerala and 64 Paratypes collected from different localities of Kerala and Tamil Nadu. The type specimens have been deposited in NBAIR, NPC and ZSI-Kolkata. The specific epithet 'karinjodian' literally means black honey bee in the vernacular local language, Malayalam.



Apis karinjodian Shanas, Anju & Mashoor, 2022

Genus: *Lepidotrigona* Schwarz, 1939

***Lepidotrigona amruthae* Viraktamath & Rojeet. *Zootaxa*, 5175(1): 001–030, 2022**

The species *Lepidotrigona amruthae* was described by Shashidhar Viraktamath and Rojeet Thangjam based on a Holotype and 39 Paratypes collected from Thenzawl (23.2808°N and 92.7741°E, 783 m. a.s.l.), Mizoram. The type specimens have been deposited in UASB and ZSIK. The species name is derived based on the Sanskrit word "Amrutha" meaning "nectar of immortality".



Lepidotrigona amruthae Viraktamath & Rojeet, 2022

***Lepidotrigona rajithae* Viraktamath & Rojeet. *Zootaxa*, 5175(1): 001–030, 2022**

The species *Lepidotrigona rajithae* was described by Shashidhar Viraktamath and Rojeet Thangjam based on a Holotype and 38 Paratypes collected from Thenzawl (23.2808°N and 92.7741°E, 783 m. a.s.l.), Mizoram. The type specimens have been deposited in UASB and ZSIK. The species name is derived from the Sanskrit word "Rajitha" meaning "impressive" referring to large male bees.



Lepidotrigona rajithae Viraktamath & Rojeet, 2022

***Lepidotrigona sikkimensis* Viraktamath & Rojeet. *Zootaxa*, 5175(1): 001–030, 2022**

The species *Lepidotrigona sikkimensis* was described by Shashidhar Viraktamath and Rojeet Thangjam based on a Holotype and 79 Paratypes collected from Mamley (27.1907° N, 88.3726° E), Sikkim. The type specimens have been deposited in UASB and ZSIK. The species name is derived based on the name of the state “Sikkim” where this species was collected.



Lepidotrigona sikkimensis Viraktamath & Rojeet, 2022

***Lepidotrigona thenzawlensis* Viraktamath & Rojeet. *Zootaxa*, 5175(1): 001–030, 2022**

The species *Lepidotrigona thenzawlensis* was described by Shashidhar Viraktamath and Rojeet Thangjam based on a Holotype and 31 Paratypes collected from Thenzawl (23.2808°N and 92.7741°E, 783 m. a.s.l.), Mizoram. The type specimens have been deposited in UASB and ZSIK. This species is named after the place Thenzawl from where the samples were collected.



Lepidotrigona thenzawlensis Viraktamath & Rojeet, 2022

Genus: *Tetragonula* Moure, 1961

***Tetragonula ashishi* Viraktamath & Jagruti. *Biologia*, 77:1769–1793, 2022**

The species *Tetragonula ashishi* was described by Shashidhar Viraktamath and Jagruti Roy based on a Holotype and 71 Paratypes collected from Nagpur, Maharashtra. The type specimens have been deposited in UASB, IARID and ZSIK. This species is named in honor of Dr. Ashish Kumar Jha who collected these bees.



Tetragonula ashishi Viraktamath & Jagruti, 2022

***Tetragonula shubhami* Viraktamath.
Biologia, 77:1769–1793, 2022**

The species *Tetragonula shubhami* was described by Shashidhar Viraktamath and Jagruti Roy based on a Holotype and 59 Paratypes collected from Bardebhata, Chhattisgarh and five Paratypes collected from different localities of Chhattisgarh. The type specimens have been deposited in UASB, IARID and ZSIK. This species is named after Mr. Shubham Rao who collected these bees.



Tetragonula shubhami Viraktamath,
2022

***Tetragonula shishirae* Viraktamath.
Biologia, 77:1769–1793, 2022**

The species *Tetragonula shishirae* was described by Shashidhar Viraktamath and Jagruti Roy based on a Holotype and 75 Paratypes collected from Udaipur, Rajasthan. The type specimens have been deposited in UASB, IARID and ZSIK. This species is named after Mrs. Shishira who collected these bees.



Tetragonula shishirae Viraktamath, 2022

***Tetragonula sumae*
Viraktamath. *Biologia*,
77:1769–1793, 2022**

The species *Tetragonula sumae* was described by Shashidhar Viraktamath and Jagruti Roy based on a Holotype and five Paratypes collected from Salem, Tamil Nadu. The type specimens have been deposited in UASB. This species is named in honor of Mrs. Suma Viraktamath who is a constant source of inspiration, encouragement and support to the senior author (SV) to undertake this research on Indian stingless bees.



Tetragonula sumae Viraktamath, 2022

Tetragonula vikrami
Viraktamath. *Biologia*,
77:1769–1793, 2022

The species *Tetragonula vikrami* was described by Shashidhar Viraktamath and Jagruti Roy based on a Holotype and 68 Paratypes collected from Mankalale, Karnataka. The type specimens have been deposited in UASB, IARID and ZSIK. This species is named as a tribute to Mr. Vikram, a Covid-19 warrior who later became a victim of it.



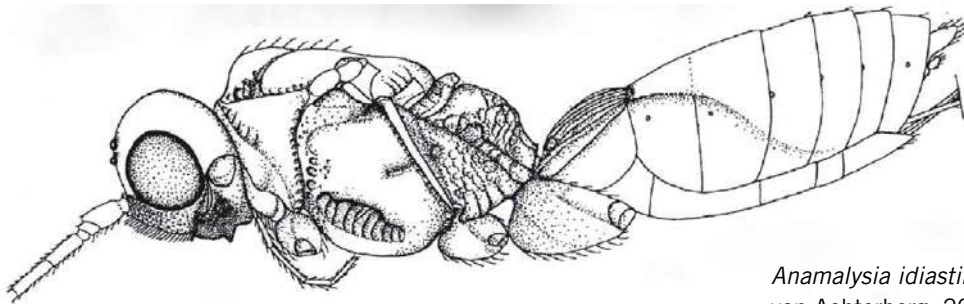
Tetragonula vikrami Viraktamath, 2022

Family: BRACONIDAE

Genus: *Anamalsia* van Achterberg, 2022 **NEW GENUS**

***Anamalsia idiastrimorpha* van Achterberg. *ZooKeys*, 1126: 131–154, 2022**

The genus *Anamalsia* and the species *Anamalsia idiastrimorpha* was described by Junli Yao, Cornelis van Achterberg, Salmah Yaakop, Khuat Dang Long, Michael J. Sharkey and Eric G. Chapman based on a Holotype collected from Anaimalai Hills, South India. The type specimen has been deposited in RMNH. The species is named after the generic name *Idiasta* Foerster, 1863 because of its morphological similarity.



Anamalsia idiastrimorpha
van Achterberg, 2022

Genus: *Atanycolus* Foerster, 1863

Atanycolus tangmargensis
Ahmed & Kazmi. *Zootaxa*,
5124(4): 496-500, 2022

The species *Atanycolus tangmargensis* was described by Ishtiaq Ahmed, Sarfrazul Islam Kazmi, Mohd Kaleemullah Farooqi and Zaheer Ahmed based on a Holotype and seven Paratypes collected from Tangmarg, Baramulla, Jammu and Kashmir. The type specimens have been deposited in NZC-ZSI. The species is named after the type locality in India, Tangmarg, Baramulla, Jammu and Kashmir.



Atanycolus tangmargensis Ahmed & Kazmi, 2022

Genus: *Atree* Ranjith, van Achterberg & Priyadarsanan, 2022 **NEW GENUS**

***Atree rajathae* Ranjith, van Achterberg & Priyadarsanan. *Zootaxa*, 5105(4): 571-580, 2022**

The genus *Atree* and the species *Atree rajathae* was described by A.P. Ranjith, Cornelis Van Achterberg and Dharma Rajan Priyadarsanan based on a Holotype and one Paratype collected from primary forest, understorey, Kalakad Mundanthurai Tiger Reserve (KMTR), Tamil Nadu. The type specimens have been deposited in the ATREE Insect Museum (AIMB), Bengaluru, India. The species is named commemorating ATREE's Rajatha Jubilee (25th anniversary).



Atree rajathae Ranjith *et al.*, 2022

Genus: *Kerevata* Belokobylskij 1999

***Kerevata orientalia* Ranjith, Quicke & Priyadarsanan. *Zootaxa*, 5091(2): 341-356, 2022**

The species *Kerevata orientalia* was described by A.P. Ranjith, Donald L.J. Quicke, Sergey A. Belokobylskij and Dharma Rajan Priyadarsanan based on a Holotype collected from Thattekad, (10°10.39N and 76°70.04E, 35 m.a.s.l.), Ernakulum, Kerala and four Paratypes collected from Jawaharlal Nehru Tropical Botanical Garden (08°45.03N and 77°01.38E, 81 m a.s.l.), Thiruvananthapuram, Kerala. The type specimens have been deposited in ATREE Insect Museum, Bengaluru, India (AIMB). The species is named after the first record of the genus from the Indomalayan (=Oriental) region.



Kerevata orientalia Ranjith, Quicke & Priyadarsanan, 2022

***Kerevata kethai* Ranjith, Quicke & Priyadarsanan. *Zootaxa*, 5091(2): 341-356, 2022**

The species *Kerevata kethai* was described by A.P. Ranjith, Donald L.J. Quicke, Sergey A. Belokobylskij and Dharma Rajan Priyadarsanan based on a Holotype collected from Parasakatte (12°01.414N and 77°06.551E, 795 m a.s.l.), Biligiri Rangaswamy Temple Tiger Reserve, Chamarajanagar, Karnataka. The type specimen has been deposited in ATREE Insect Museum, Bengaluru, India (AIMB). Authors dedicate this species to late Ketha Gowda, a brilliant, dedicated and diligent collection assistant who worked with DRP in BR Hills.



Kerevata kethai Ranjith, Quicke & Priyadarsanan, 2022

Genus: *Leiophron* Nees, 1818

***Leiophron indefinita* Gupta & van Achterberg. *Zootaxa*, 5175(5): 593-599, 2022**

The species *Leiophron indefinita* was described by Ankita Gupta, Cornelis Van Achterberg, Rohit Pattar, Omprakash Navik and G. Mahendiran based on a Holotype and Paratype collected from Khejurbagan (23°51'43.9" N and 91°16'54.7" E), Agartala, Tripura. The type specimens have been deposited in National Insect Museum of ICAR-NBAIR. The species epithet refers to the comparatively vague fore wing venation; "indefinitus" is Latin for vague.



Leiophron indefinita Gupta & van Achterberg, 2022

***Leiophron crassivena* Gupta & van Achterberg. *Zootaxa*, 5209(4): 455-462, 2022**

The species *Leiophron crassivena* was described by Ankita Gupta, Cornelis Van Achterberg, Rohit Pattar and Kriti Arpana Minz based on a Holotype and two Paratypes collected from Mainpat (22°48'33.146"N and 83°17'38.919"E), Chhattisgarh. The type specimens have been deposited in National Insect Museum of ICAR-NBAIR. The species is named after the thickened vein 1-M of the fore wing: "crassus"



Leiophron crassivena Gupta & van Achterberg, 2022

Genus: *Occipitotus* Singh & van Achterberg, 2022: **NEW GENUS**

***Occipitotus langpramensis* Singh & van Achterberg. *Zootaxa*, 5133(1): 040–052, 2022**

The genus *Occipitotus* and the species *Occipitotus langpramensis* was described by Longjam Roni Kumar Singh, C. Van Achterberg and S. Sheela based on a Holotype and 35 Paratypes collected from Ariangiuky stream (25°09'27.0"N and 93°33'35.0"E, 363 m. a.s.l.), Langpram Village, Tamenglong district, Manipur. The type specimens have been deposited in ZSI-NZC. The species is name after its type locality, Langpram Village, Tamenglong Dist., Manipur.



Occipitotus langpramensis Singh & van Achterberg, 2022

Genus: *Orgilus* Haliday, 1833

***Orgilus (Ischiolus) indicus* Ahmed, Kazmi & Rameshkumar. *Zootaxa*, 5195(5): 437–448, 2022**

The species *Orgilus (Ischiolus) indicus* was described by Ishtiaq Ahmed, Sarfrazul Islam Kazmi and Anandhan Rameshkumar based on a Holotype collected from Kanagala (16°19.808'N and 74°24.958'E), Karnataka and two Paratypes collected from Milik Bitthalnath (27°32.558'N and 77°45.444'E), Uttar Pradesh and Kakinada egree, Coringa WLS, Andhra Pradesh. The type specimens have been deposited in ZSI-NZC. The species is named after the country from where it is described 'India'.



Orgilus (Ischiolus) indicus Ahmed, Kazmi & Rameshkumar, 2022

Genus: *Pambolus* Haliday, 1836

***Pambolus (Phaenodus) infuscatus* Gupta & van Achterberg. *Journal of Hymenoptera Research*, 90: 59-73, 2022**

The species *Pambolus (Phaenodus) infuscatus* was described by Ankita Gupta, Cornelis Van Achterberg and José L. Fernández-Triana based on a Holotype collected from Khajjiar (32.555795°N and 76.0655834°E), Chamba district, Himachal Pradesh. The type specimen has been deposited in NIM. The species epithet "infuscatus" is derived from the character of the wing which is largely infuscated



Pambolus (Phaenodus) infuscatus Gupta & van Achterberg, 2022

Genus: *Paroligoneurus* Muesebeck 1931

***Paroligoneurus indicus* Gupta & van Achterberg. *Zootaxa*, 5175(5): 593-599, 2022**

The species *Paroligoneurus indicus* was described by Ankita Gupta, Cornelis Van Achterberg, Rohit Pattar, Omprakash Navik and G. Mahendiran based on a Holotype collected from Khajjiar (32.555795°N and 76.0655834°E), Chamba district, Himachal Pradesh. The type specimen has been deposited in National Insect Museum of ICAR-NBAIR. The species epithet is derived from the collection locality.



Paroligoneurus indicus Gupta & van Achterberg, 2022

Genus: *Paroplitis* Mason, 1981

***Paroplitis khajjiarensis* Gupta & Fernández-Triana. *Journal of Hymenoptera Research*, 90: 59-73, 2022**

The species *Paroplitis khajjiarensis* was described by Ankita Gupta, Cornelis Van Achterberg and José L. Fernández-Triana based on a Holotype and one Paratype collected from Khajjiar (32.555795°N and 76.0655834°E), Chamba district, Himachal Pradesh. The type specimens have been deposited in NIM. The species epithet is derived from the collection locality.



Paroplitis khajjiarensis Gupta & Fernández-Triana, 2022

Genus: *Phaenocarpa* Foerster, 1862

***Phaenocarpa setosus* Zaheer, Altaf & Mohammad. *Munis Entomology & Zoology*, 17(1): 86-89, 2022**

The species *Phaenocarpa setosus* was described by Ahmed Zaheer, Hussain Mir Altaf and Shamim Mohammad based on a Holotype and two Paratypes collected from Rajouri, Palma, Jammu and Kashmir and two Paratypes collected from Poonch Haveli, Jammu and Kashmir. The type specimens have been deposited in MDZUK. The species is named after the long setae on ovipositor sheaths of the type specimen.



Phaenocarpa setosus Zaheer, Altaf & Mohammad, 2022

Genus: *Streblocera* Westwood, 1833

***Streblocera (Eutanycerus) breviflagellata* Gupta & van Achterberg. *Zootaxa*, 5175(4): 494–498, 2022**

The species *Streblocera (Eutanycerus) breviflagellata* was described by Ankita Gupta, Cornelis Van Achterberg, Rohit Pattar and Omprakash Navik based on a Holotype collected from Wellington, Tamil Nadu. The type specimens have been deposited in National Insect Museum of ICAR-NBAIR. The species name “Brevis” is Latin for short and “flagellum” is Latin for small whip or lash because of the comparatively short basal flagellomeres of the antenna.



Streblocera (Eutanycerus) breviflagellata Gupta & van Achterberg, 2022

Family: CHALCIDIDAE
Genus: *Brachymeria* Westwood, 1829

***Brachymeria eastwoodi* Binoy.
Syst Parasitol, <https://doi.org/10.1007/s11230-022-10061-5>, 2022**

The species *Brachymeria eastwoodi* was described by Ritty V. James, C. Binoy, S. Santhosh and M. Nasser based on a Holotype and one Paratype collected from Vellanikkara near Kerala Agricultural University (1032'45.7"N and 7616'31.7"E), Thrissur district, Kerala. The type specimens have been deposited in ZSIK. The species name is derived from patronym Eastwood dedicated by CB in admiration towards the legendary American actor, film director, producer, and composer Clint Eastwood.



Brachymeria eastwoodi Binoy, 2022

Genus: *Mischochalcis* Ranjith & Delvare, 2022:
NEW GENUS

***Mischochalcis enigmatus* Ranjith.
Zootaxa, 5205(2): 147–161, 2022**

The genus *Mischochalcis* and the species *Mischochalcis enigmatus* was described by A.P. Ranjith, Dharma Rajan Priyadarsanan and Gérard Delvare based on a Holotype collected from Calicut University Botanical Garden (11.0800°N and 75.5322°E), Malappuram, Kerala and one Paratype collected from Marapan Hadlu (12.0034°N and 77.0752°E), Biligiri Ranganathaswamy Temple Tiger Reserve, Chamarajanagar, Karnataka. The type specimens have been deposited in AIMB. The species name refers to the presence of a combination of several unusual overlapping morphological character states that are observed in other genera of the subfamily.



Mischochalcis enigmatus Ranjith, 2022

Genus: *Neohaltichella* Narendran, 1989

***Neohaltichella uterellophaga* Binoy.
Syst Parasitol, 99: 1–11, <https://doi.org/10.1007/s11230-021-10011-7>, 2022**

The species *Neohaltichella uterellophaga* was described by C. Binoy, S. Santhosh and M. Nasser based on a Holotype and Paratypes collected from Malabar Christian College Campus (11°15'50.4"N 75°46'42.4"E, 18m), Kozhikode district, Kerala. The type specimens have been deposited in ZSIK. The specific name in female gender is derived from the scientific name of the host species.



Neohaltichella uterellophaga Binoy, 2022

Genus: *Phasgonophora* Westwood, 1832

***Phasgonophora rubra* Binoy. *Journal of Natural History*, 56(41-44): 1627–1655, 2022**

The species *Phasgonophora rubra* was described by C. Binoy, M. Nasser and S. Santhosh based on a Holotype and one Paratype collected from shrub jungle near Athirappilly waterfall (10.277°N and 76.541°E, 98 m), Thrissur district, Kerala. The type specimens have been deposited in ZSIK. The species name is the Latin feminine adjective *rubra* referring to the red pronotum and mesoscutum of the species.



Phasgonophora rubra Binoy, 2022

Family: CHRYSIDIDAE

Genus: *Trichrysis* Lichtenstein, 1876

***Trichrysis poseidonia* Rosa, Aswathi, Wiśniowski & Bijoy. *European Journal of Taxonomy*, 852: 117–143, 2022**

The species *Trichrysis poseidonia* was described by Paolo Rosa, Pokkattu Gopi Aswathi, Bogdan Wiśniowski and Chenthamarakshan Bijoy based on a Holotype collected from Auroville, Disclipline village (12°0.7'N and 79°47.97'E), Vilupparam, Tamil Nadu and two Paratypes collected from Madayipara (12°01'N and 75°15'E), Kannur, Kerala and Rapati Province, Rihar (27°54'N and 82°20'E, 210 m), Nepal. The type specimens have been deposited in NHME and SERL. The specific name derives from 'Poseidon', the Greek god of the sea, for the sharp and elongate apical teeth, recalling Poseidon's trident.



Trichrysis poseidonia Rosa et al., 2022

Family: CRABRONIDAE

Genus: *Crossocerus* Lepelletier & Brullé, 1834

***Crossocerus (Thao) nitidicorpus indicus* Saini & Dey. *Zootaxa*, 5159(1): 117-124, 2022**

The species *Crossocerus (Thao) nitidicorpus indicus* was described by Varun Saini and Debjani Dey based on a Holotype and Paratypes collected from Uttarkashi (31°04'31"N and 78°11'12" E, 2100 m a.s.l.), Uttarakhand and other Paratypes collected from Uttarkashi, Jakhol (31°07'05"N and 78°15'06"E, 2525 m a.s.l.), Uttarakhand. The type specimens have been deposited in NPC-IARI. The species is named after the type locality country, i.e. India.



Crossocerus (Thao) nitidicorpus indicus Saini & Dey, 2022

Genus: *Dasyproctus* Lepeletier & Brullé, 1835

***Dasyproctus helenae*
Saini & Dey. *Zootaxa*,
5195 (2): 155–162**

The species *Dasyproctus helenae* was described by Varun Saini and Debjani Dey based on a Holotype collected from Banhar, Chhattisgarh. The type specimen has been deposited in NPC-IARI. The new species is named in memory and honour of the late Mrs. Helen K. Court (expert on Crabronid wasp's taxonomy), California Academy of Sciences, San Francisco, California, USA.



Dasyproctus helenae Saini & Dey, 2022

Genus: *Ectemnius* Dahlbom, 1845

***Ectemnius (Hypocrabro)*
harshae Saini & Dey. *Bulletin*
of Insectology, 75(2): 211-221,
2022**

The species *Ectemnius (Hypocrabro) harshae* was described by Varun Saini and Debjani Dey based on a Holotype collected from Horticulture Nursery (29.2136°N and 79.3308°E), Bhimtal, Uttarakhand and eight Paratypes collected from different localities of Uttarakhand, Delhi, Jammu and Kashmir and Uttar Pradesh. The type specimens have been deposited in NPC-IARI. The species is named after first author's mother, Mrs. Harsh Bala.



Ectemnius (Hypocrabro) harshae
Saini & Dey, 2022

***Ectemnius (Hypocrabro)*
nandaniae
Saini & Dey. *Bulletin of*
Insectology,
75(2): 211-221, 2022**

The species *Ectemnius (Hypocrabro) nandaniae* was described by Varun Saini and Debjani Dey based on a Holotype collected from Sumbal, Jammu and Kashmir. The type specimen has been deposited in NPC-IARI. The species is named after the first author's sister, Ms. Nandani Saini.




Ectemnius (Hypocrabro) nandaniae Saini & Dey, 2022

Genus: *Harpactus* Shuckard, 1837

***Harpactus pulawskii* Binoy & Girish Kumar. *Zootaxa*, 5190(4): 531–542, 2022**

The species *Harpactus pulawskii* was described by C. Binoy, P. Girish Kumar, Joseph Monks and Altaf Hussain Sheikh based on a Holotype collected from Muthanga Forest range (11°38'38.6"N and 76°22'31.4"E, 919 m), Wayanad, Kerala. The type specimen has been deposited in ZSIK. The species is named in honour of Dr Wojciech Jerzy Pulawski, Curator Emeritus of Entomology, California Academy of Sciences, for his relentless effort in updating and archiving literature in The Catalog of Sphecidae since 2003.



Harpactus pulawskii Binoy & Girish Kumar, 2022

Genus: *Rhopalum* Stephens, 1829

***Rhopalum (s. str.) gulmargense* Saini & Dey. *Zootaxa*, 5105(1): 139–144, 2022**

The species *Rhopalum (s. str.) gulmargense* was described by Varun Saini and Debjani Dey based on a Holotype and two Paratypes collected from Gulmarg (34°03'13.4" N and 74°22'52.8" E, 8500 ft), Jammu and Kashmir. The type specimens have been deposited in NPC-IARI. The species name is based on the type locality.



Rhopalum (s. str.) gulmargense Saini & Dey, 2022

Family: EULOPHIDAE

Genus: *Aprostocetus* Westwood, 1833

***Aprostocetus madhucae* Singh. *Zootaxa*, 5129(1): 001–036, 2022**

The species *Aprostocetus madhucae* was described by Sudhir Singh, Arvind Kumar and Manish Kaneria based on a Holotype and Paratypes collected from New Forest, Dehradun, Uttarakhand. The type specimens have been deposited in NFIC-FRI. The species named after the associated tree genus *Madhuca*.



Aprostocetus madhucae Singh, 2022

***Aprostocetus dehradunensis* Singh.
Zootaxa, 5129(1): 001–036, 2022**

The species *Aprostocetus dehradunensis* was described by Sudhir Singh, Arvind Kumar and Manish Kaneria based on a Holotype and Paratypes collected from New Forest, Dehradun, Uttarakhand. The type specimens have been deposited in NFIC-FRI. The species named after the collection locality, Dehradun.



Aprostocetus dehradunensis Singh, 2022

Genus: *Chrysonotomyia* Ashmead, 1904

***Chrysonotomyia madhucae* Singh.
Zootaxa, 5129(1): 001–036, 2022**

The species *Chrysonotomyia madhucae* was described by Sudhir Singh, Arvind Kumar and Manish Kaneria based on a Holotype and Paratypes collected from New Forest, Dehradun, Uttarakhand. The type specimens have been deposited in NFIC-FRI. The species named after the associated tree genus *Madhuca*.



Chrysonotomyia madhucae Singh, 2022

Genus: *Omphale* Haliday, 1833

***Omphale akhtari* Jamali
& Zeya. *Journal of
Insect Biodiversity and
Systematics*, 08(2): 229–243,
2022**

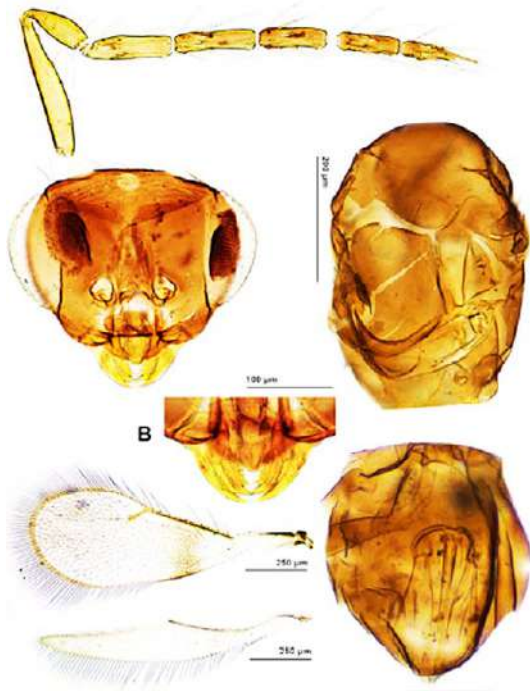
The species *Omphale akhtari* was described by Mohd Majid Jamali, Shahid Bin Zeya and Syed Aasif Hussain Andrabi based on a Holotype and three Paratypes collected from Shimlaq, Himachal Pradesh. The type specimens have been deposited in ZDAMU. The species named after the name of Late Akhtar Ali, the beloved teacher of the first author.



Omphale akhtari Jamali
& Zeya, 2022

***Omphale ecola* Jamali & Zeya.**
***Journal of Insect Biodiversity and Systematics*, 08(2): 229–243, 2022**

The species *Omphale ecola* was described by Mohd Majid Jamali, Shahid Bin Zeya and Syed Aasif Hussain Andrabi based on a Holotype collected from Chaubatia, Ranikhet, Uttarakhand and one Paratype collected from Malsi, Dehradun, Uttarakhand. The type specimens have been deposited in ZDAMU. The specific name is an arbitrary combination of letters and may be taken as a noun in apposition.



Omphale ecola Jamali & Zeya, 2022

***Omphale kamili* Jamali & Zeya.**
***Journal of Insect Biodiversity and Systematics*, 08(2): 229–243, 2022**

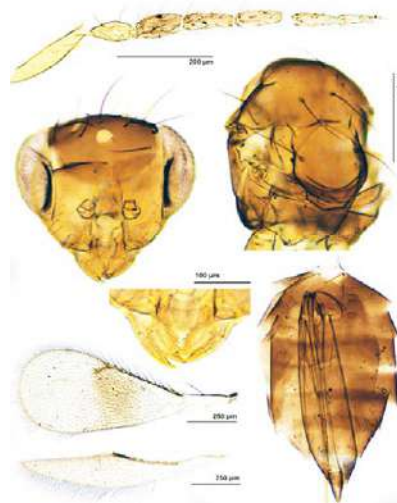
The species *Omphale kamili* was described by Mohd Majid Jamali, Shahid Bin Zeya and Syed Aasif Hussain Andrabi based on a Holotype and one Paratype collected from Shimla, Himachal Pradesh. The type specimens have been deposited in ZDAMU. The species is named in honour of Prof. Mohd Kamil Usmani, for his contributions to the taxonomy of Indian Acrididae.



Omphale kamili Jamali & Zeya, 2022

***Omphale litera* Jamali & Zeya.**
***Journal of Insect Biodiversity and Systematics*, 08(2): 229–243, 2022**

The species *Omphale litera* was described by Mohd Majid Jamali, Shahid Bin Zeya and Syed Aasif Hussain Andrabi based on a Holotype collected from Jalesar, Uttar Pradesh. The type specimen has been deposited in ZDAMU. The species name is an arbitrary combination of letters and is treated as a noun in apposition.



Omphale litera Jamali & Zeya, 2022

Genus: *Quadrastichus* Girault, 1913

***Quadrastichus manmohani* Singh. *Zootaxa*, 5129(1): 001–036, 2022**

The species *Quadrastichus manmohani* was described by Sudhir Singh, Arvind Kumar and Manish Kaneria based on a Holotype and Paratypes collected from New Forest, Dehradun, Uttarakhand. The type specimens have been deposited in NFIC-FRI. The species named after Prof. Man Mohan Agarwal, who has contributed enormously to the field of Chalcidoidea taxonomy.



Quadrastichus manmohani Singh, 2022

Genus: *Selitrichodes* Girault, 1913

***Selitrichodes madhucae* Singh & Kaneria. *Zootaxa*, 5129(1): 001–036, 2022**

The species *Selitrichodes madhucae* was described by Sudhir Singh, Arvind Kumar and Manish Kaneria based on a Holotype collected from New Forest, Uttarakhand and Paratypes collected from Dehradun, New Forest, Uttarakhand and Ranchi, Institute of Forest Productivity Campus, Jharkhand. The type specimens have been deposited in NFIC-FRI. The species named after the host plant *Madhuca longifolia*.



Selitrichodes madhucae Singh & Kaneria, 2022

Genus: *Sympiesis* Förster, 1856

***Sympiesis eastwoodi* James & Santhosh. *Syst Parasitol*, <https://doi.org/10.1007/s11230-022-10061-5>, 2022**

The species *Sympiesis eastwoodi* was described by Ritty V. James, C. Binoy, S. Santhosh and M. Nasser based on a Holotype and one Paratype collected from Vellanikkara near Kerala Agricultural University (1032'45.7"N and 7616'31.7"E), Thrissur district, Kerala. The type specimens have been deposited in ZSIK. The species name in masculine gender is derived from patronym Eastwood dedicated by CB in admiration towards the legendary American actor, film director, producer, and composer Clint Eastwood.



Sympiesis eastwoodi James & Santhosh, 2022

Family: ENCYRTIDAE

Genus: *Caenohomalopoda* Tachikawa, 1979

***Caenohomalopoda
sudhiri* Fatima & Zeya.
Zootaxa, 5133(2): 247–269,
2022**

The species *Caenohomalopoda sudhiri* was described by Farha Fatima and Shahid Bin Zeya based on a Holotype from Pasighat, Arunachal Pradesh. The type specimen has been deposited in ZDAMU. This species is named after Dr. Sudhir Singh, Division of Forest Entomology, Forest Research Institute, Dehradun, India, in recognition of his contributions to the Indian Encyrtidae.



*Caenohomalopoda
sudhiri* Fatima & Zeya,
2022

Family: FORMICIDAE

Genus: *Aenictus* Shuckard, 1840

***Aenictus kodungallurensis*
Antony & Prasad. *Journal of
Threatened Taxa*, 14(3): 20780-
20785, 2022**

The species *Aenictus kodungallurensis* was described by Anupa K. Antony and G. Prasad based on a Holotype collected from Kodungallur, Thrissur, Kerala. The type specimen has been deposited in ZSI-WGRC. The species name is after the type locality, Kodungallur.



Aenictus kodungallurensis Antony & Prasad, 2022

***Aenictus malakkaparensis*
Antony & Prasad. *Journal
of Threatened Taxa*, 14(3):
20780-20785, 2022**

The species *Aenictus malakkaparensis* was described by Anupa K. Antony and G. Prasad based on a Holotype collected from Malakkapara, Thrissur, Kerala. The type specimen has been deposited in ZSI-WGRC. The species name is after the type locality, Malakkapara.



Aenictus malakkaparensis Antony & Prasad, 2022

Genus: *Carebara* Westwood, 1840

***Carebara periyarensis* Dhadwal & Bharti. *J. Entomol. Res. Soc.*, 24(3): 407-415, 2022**

The species *Carebara periyarensis* was described by Tarun Dhadwal and Himender Bharti based on a Holotype and six Paratypes collected from Periyar Tiger Reserve (9.3230°N and 77.1315°E, 930 m), Kerala. The type specimens have been deposited in PUAC. The species has been named after the name of the Periyar Tiger Reserve.



Carebara periyarensis Dhadwal & Bharti, 2022

Genus: *Leptanilla* Emery 1870

***Leptanilla ujjalai* Saroj, Mandi & Dubey. *Asian Myrmecology*, DOI: 10.20362/am.015005, 2022**

The species *Leptanilla ujjalai* was described by Sheela Saroj, Arnab Mandi and Anil Kumar Dubey based on a Holotype and eight Paratypes collected from Neora valley National Park (27°03'572"N and 088°46'100"E, 2014m), Kalimpong district, West Bengal. The type specimens have been deposited in NZC-ZSI. The species is named after Sri. Ujjal Ghosh, Chief Coservator of Forests, Wildlife North, West Bengal, recognising his conservation efforts in the type locality.



Leptanilla ujjalai Saroj, Mandi & Dubey, 2022

Genus: *Lepisiota* Santschi, 1926

***Lepisiota binghami* Harshana & Dey. *Oriental Insects*, <https://doi.org/10.1080/00305316.2022.2125096>, 2022**

The species *Lepisiota binghami* was described by Anand Harshana and Debjani Dey based on a Holotype collected from Palakkad, Nelliampathy (10°32'56" N and 76°41'08" E, 865 m), Kerala and one Paratype collected from Thrissur, Peechi (10°31'48" N and 76°20'48" E, 78 m), Kerala. The type specimens have been deposited in NPC. The patronymic name honours entomologist Charles Thomas Bingham for his pioneering extensive work on Indian Hymenoptera including ants.



Lepisiota binghami
Harshana & Dey, 2022

***Lepisiota pusaensis* Harshana & Dey. *Oriental Insects*, <https://doi.org/10.1080/00305316.2022.2125096>, 2022**

The species *Lepisiota pusaensis* was described by Anand Harshana and Debjani Dey based on a Holotype and 14 Paratypes collected from IARI, Pusa campus (28°38'18" N and 77°09'07" E, 219 m), Delhi. The type specimens have been deposited in NPC. The species name refers to the type locality.



Lepisiota pusaensis
Harshana & Dey, 2022

***Lepisiota satpuraensis* Harshana & Dey. *Oriental Insects*, <https://doi.org/10.1080/00305316.2022.212509>, 2022**

The species *Lepisiota satpuraensis* was described by Anand Harshana and Debjani Dey based on a Holotype and one Paratype collected from Pachmarhi (22°28'20" N and 78° 25'00" E, 1004 m and 22°26'56"N and 78°22'15"E, 1300 m), Madhya Pradesh. The type specimens have been deposited in NPC. The species name refers to the Satpura Hills in Central India, where the type locality is located.



Lepisiota satpuraensis Harshana & Dey,
2022

***Lepisiota wilsoni* Harshana & Dey. *Oriental Insects*, <https://doi.org/10.1080/00305316.2022.2125096>, 2022**

The species *Lepisiota wilsoni* was described by Anand Harshana and Debjani Dey based on a Holotype and seven Paratypes collected from Pachmarhi (22°28'50" N and 78°26'29" E, 1050 m), Madhya Pradesh. The type specimens have been deposited in NPC. The patronymic name honours Prof. Edward O. Wilson for his extensive contribution to myrmecology.



Lepisiota wilsoni Harshana & Dey,
2022

Genus: *Proceratum* Roger, 1863

***Proceratum gibbosum* Sadasivan & Kripakaran. *Journal of Threatened Taxa*, 14(7): 21368-21387, 2022**

The species *Proceratum gibbosum* was described by Kalesh Sadasivan and Manoj Kripakaran based on a Holotype and three Paratypes collected from Vallakadavu, Periyar Tiger Reserve, Idukki district, Kerala. The type specimens have been deposited in NCBS, Tata Institute of Fundamental Research, GKVK and ZSIK. The specific epithet *gibbosum* (from Latin 'gibbosus', meaning protruding or humpbacked) refers to the hump-like protuberance on the mesonotum, characteristic of the species.



Proceratum gibbosum Sadasivan & Kripakaran, 2022

Genus: *Vollenhovia* Mayr, 1865

***Vollenhovia keralensis* Kripakaran & Sadasivan. *Journal of Threatened Taxa*, 14(7): 21368-21387, 2022**

The species *Vollenhovia keralensis* was described by Kalesh Sadasivan and Manoj Kripakaran based on a Holotype collected from Bonaccord, Peppara Wildlife Sanctuary, Trivandrum district, Kerala and three Paratypes collected from Vallakadavu, Periyar Tiger Reserve, Idukki district, Kerala. The type specimens have been deposited in NCBS, Tata Institute of Fundamental Research, GKVK and ZSIK. The specific epithet *keralensis* is feminine, and refers to the state of Kerala, in southern India, where the species was discovered.



Vollenhovia keralensis Kripakaran & Sadasivan, 2022

Genus: *Zasphinctus* Wheeler, 1918

***Zasphinctus sahyadriensis* Kripakaran & Sadasivan. *Journal of Threatened Taxa*, 14(7): 21368-21387, 2022**

The species *Zasphinctus sahyadriensis* was described by Kalesh Sadasivan and Manoj Kripakaran based on a Holotype and three Paratypes collected from Ponmudi, Agasthyamalai, Thiruvananthapuram district, Kerala. The type specimens have been deposited in NCBS, Tata Institute of Fundamental Research, GKVK and TNHS. The epithet 'sahyadriensis' is derived from the Sanskrit and regional Malayalam language word 'Sahyadri', denoting the Western Ghats.



Zasphinctus sahyadriensis Kripakaran & Sadasivan, 2022

Family: ICHNEUMONIDAE

Genus: *Gnathochorisis* Förster, 1869

***Gnathochorisis jasoni* Ranjith, Humala & Priyadarsanan. *Zootaxa*, 5155(3): 414-422, 2022**

The species *Gnathochorisis jasoni* was described by A.P. Ranjith, Andrei E. Humala and Dharma Rajan Priyadarsanan based on a Holotype collected from Parasakatte (12.0141°N and 77.0655°E, 800 m.a.s.l.), Chamarajanagar, Biligiri Rangaswamy Temple (BRT) Tiger Reserve, Karnataka and three Paratypes collected from Parasakatte (12.0034°N and 77.0752°E, 980 m.a.s.l.), Chamarajanagar, Biligiri Rangaswamy Temple (BRT) Tiger Reserve, Karnataka. The type specimens have been deposited in AIMB. This species is named after extraordinary, very calm dog, Jason a regular visitor of Insect Lab at ATREE.



Gnathochorisis jasoni Ranjith, Humala & Priyadarsanan, 2022

Genus: *Lycorina* Holmgren, 1859

***Lycorina sehgali* Ranjith, Sheikh & Priyadarsanan. *Zootaxa*, 5165(4): 591–600, 2022**

The species *Lycorina sehgali* was described by A.P. Ranjith, Altaf Hussain Sheikh and Dharma Rajan Priyadarsanan based on a Holotype and one Paratype collected from Chilli Pora (33°47;27" N and 74°57'38" E, 1940 m.s.a.l), Shopian, Jammu and Kashmir. The type specimens have been deposited in AIMB. This species is named after Dr. Suri Mohan Sehgal, a well-known crop scientist, seedsman, entrepreneur, philanthropist.



Lycorina sehgali Ranjith, Sheikh & Priyadarsanan, 2022

Genus: *Soliga* Ranjith & Priyadarsanan, 2022
NEW GENUS

***Soliga ecarinata* Ranjith & Priyadarsanan. *European Journal of Taxonomy*, 852: 57–76, 2022**

The genus *Soliga* and the species *Soliga ecarinata* was described by A.P. Ranjith and Dharma Rajan Priyadarsanan based on a Holotype and two Paratypes collected from Chamarajanagar, Biligiri Ranga Hill Wild Life Sanctuary (12°00.345'N and 77°07.526'E, 976 m a.s.l.), Karnataka and three Paratypes collected from Phek, Zapami village (25°53.3933'N and 94°24.4991' E), Nagaland and Chamarajanagar, Biligiri Ranga Hill Wild Life Sanctuary, Gombekallu (11°54.363'N and 77°11.235'E), Karnataka. The type specimens have been deposited in AIMB. The new genus is named after 'Soligas', the indigenous tribe inhabiting the forests of Biligiri Rangana Hills



Soliga ecarinata Ranjith & Priyadarsanan, 2022

Genus: *Symplecis* Förster, 1869

***Symplecis anaeratabettensis* Ranjith, Humala & Priyadarsanan. *Zootaxa*, 5155(3): 414-422, 2022**

The species *Symplecis anaeratabettensis* was described by A.P. Ranjith, Andrei E. Humala and Dharma Rajan Priyadarsanan based on a Holotype collected from Anaeratabetta (11.5329°N and 77.1202°E, 1660 m.a.s.l.), Chamarajanagar, Biligiri Rangaswamy Temple (BRT) Tiger Reserve, Karnataka and one Paratype collected from Anaeratabetta (12.0034°N and 77.0752°E, 980 m.a.s.l.), Chamarajanagar, Biligiri Rangaswamy Temple (BRT) Tiger Reserve, Karnataka. The type specimens have been deposited in AIMB. The species is named after the type locality, Anaeratabetta, the highest peak in Biligiri Rangaswamy Temple (BRT) Tiger Reserve.



Symplecis anaeratabettensis Ranjith, Humala & Priyadarsanan, 2022

Genus: *Trieces* Townes, 1946

***Trieces irwini* Ranjith & Priyadarsanan. *European Journal of Taxonomy*, 794: 1–17, 2022**

The species *Trieces irwini* was described by A.P. Ranjith and Dharma Rajan Priyadarsanan based on a Holotype collected from Vellachy Metty, Chamarajanagar, Biligiri Ranga Biligiri Rangaswamy Temple Tiger Reserve, Karnataka and one Paratype collected from Gombekallu (11°54.363'N and 77°11.235' E), Chamarajanagar, Biligiri Ranga Hill Wild Life Sanctuary, Karnataka. The type specimens have been deposited in AIMB. This species is named after veteran dipterologist Prof. Michael Edward Irwin (emeritus professor, University of Illinois, Urbana-Champaign, USA).



Trieces irwini Ranjith & Priyadarsanan, 2022

***Trieces isolatus* Ranjith & Priyadarsanan. *European Journal of Taxonomy*, 794: 1–17, 2022**

The species *Trieces isolatus* was described by A.P. Ranjith and Dharma Rajan Priyadarsanan based on a Holotype collected from Parasakatte (12°01.414'N and 77°06.551'E, 795 m. a.s.l.), Chamarajanagar, Biligiri Ranga Hill Wild Life Sanctuary, Karnataka. The type specimen has been deposited in AIMB. The species name refers to the isolated pit below the metapleural slit.



Trieces isolatus Ranjith & Priyadarsanan, 2022

***Trieces orientalis* Ranjith & Priyadarsanan. *European Journal of Taxonomy*, 794: 1–17, 2022**

The species *Trieces orientalis* was described by A.P. Ranjith and Dharma Rajan Priyadarsanan based on a Holotype collected from Zapami Village (25°53.4'N and 94°24.502'E), Nagaland. The type specimen has been deposited in AIMB. The species is named after the distribution extension of the genus to the Indomalayan (= Oriental) region.



Trieces orientalis Ranjith & Priyadarsanan, 2022

Genus: *Xorides* Latreille, 1809

***Xorides xylotrechi* Maqbool, Varga, Maqbool, Wachkoo, Banu & Rather. *Zootaxa*, 5150(1): 121–128, 2022**

The species *Xorides xylotrechi* was described by Iqra Maqbool, Oleksandr Varga, Amir Maqbool, Aijaz Ahmad Wachkoo, A. Najitha Banu and Sumi Ulah Rather based on a Holotype and eight Paratypes collected from Chadoora (33°5631.5N and 74°4803.5E, 1608 m a.s.l.), Budgam, Jammu and Kashmir. The type specimens have been deposited in CUZM. The new species is named after the host of the genus *Xylotrechus* (Chervolat, 1852).



Xorides xylotrechi Maqbool *et al.*, 2022

Family: MEGASTIGMIDAE

Genus: *Bootanomyia* Girault, 1915

***Bootanomyia simtolaensis* Kumar & Rawat. *Journal of the Bombay Natural History Society*, DOI: 10.17087/jbnhs/2022/v119/170623, 2022**

The species *Bootanomyia simtolaensis* was described by Sandeep Kumar and Sangeeta Rawat based on a Holotype and nine Paratypes collected from Simtola Eco-park (29.6179°N and 79.6810°E), Almora, Uttarakhand. The species is named after Simtola, the place from where the twig galls were collected.



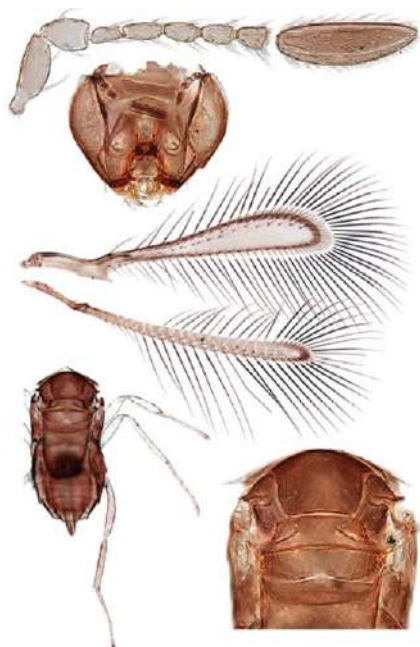
Bootanomyia simtolaensis Kumar & Rawat, 2022

Family: MYMARIDAE

Genus: *Alaptus* Westwood, 1839

***Alaptus deodus* Anwar & Zeya. *The European Zoological Journal*, 1159–1173, 2022**

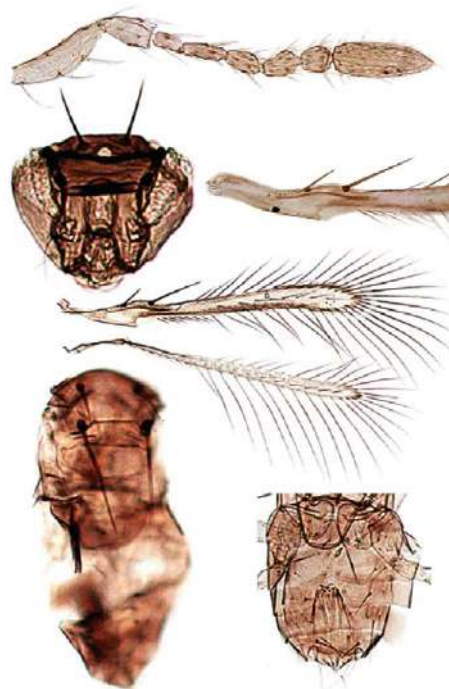
The species *Alaptus deodus* was described by P. T. Anwar, F. R. Khan, Z. Ahmad, S. U. Usman, H. A. Ghramh and S. B. Zeya based on a Holotype collected from Hesaraghatta, Karnataka and three Paratypes collected from Bengaluru, Kengeri, Karnataka and Kannur, Mankuzhy, Kerala. The type specimens have been deposited in ZDAMU. The species name is an arbitrary combination of letters, and may be taken as a noun in apposition.



Alaptus deodus Anwar & Zeya, 2022

***Alaptus spicatus* Anwar & Zeya. *The European Zoological Journal*, 1159–1173, 2022**

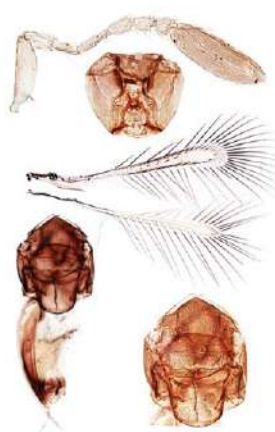
The species *Alaptus spicatus* was described by P. T. Anwar, F. R. Khan, Z. Ahmad, S. U. Usman, H. A. Ghramh and S. B. Zeya based on a Holotype and four Paratypes collected from Bengaluru, Kengeri, Karnataka. The type specimens have been deposited in ZDAMU. The species name is derived from a well-developed spine-like setae present on its head and mesosoma.



Alaptus spicatus Anwar & Zeya, 2022

***Alaptus wandoorensis* Anwar & Zeya. *The European Zoological Journal*, 1159–1173, 2022**

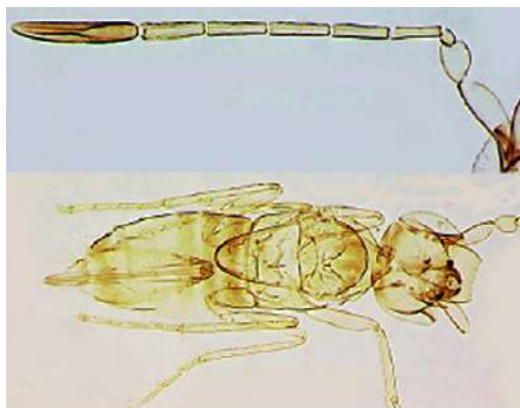
The species *Alaptus wandoorensis* was described by P. T. Anwar, F. R. Khan, Z. Ahmad, S. U. Usman, H. A. Ghramh and S. B. Zeya based on a Holotype collected from Wandoor, South Andaman, Andaman and Nicobar Islands. The type specimen has been deposited in ZDAMU. The species name is derived from the locality Wandoor beach of Andaman & Nicobar Islands from where the holotype was collected.



Alaptus wandoorensis
Anwar & Zeya, 2022

***Anagrus karnatakus* Triapitsyn.**
***Journal of Asia-Pacific Entomology*,**
<https://doi.org/10.1016/j.aspen.2021.101849>, 2022

The species *Anagrus karnatakus* was described by Hariharakrishnan Sankararaman, Sagadai Manickavasagam and Serguei V. Triapitsyn based on a Holotype and one Paratype collected from Dhaward (15°21'05"N and 74°53'11"E, 632 m), Karnataka. The type specimens have been deposited in EDAU. The species name is derived from the Indian state of Karnataka.



Anagrus karnatakus Triapitsyn, 2022

Anagrus kolhapurensis
Manickavasagam &
Sankararaman. *Journal of Asia-*
***Pacific Entomology*, <https://doi.org/10.1016/j.aspen.2021.101849>,**
2022

The species *Anagrus kolhapurensis* was described by Hariharakrishnan Sankararaman, Sagadai Manickavasagam and Serguei V. Triapitsyn based on a Holotype and 11 Paratypes collected from Kolhapur, Shivaji University (16°40'35"N and 74°15'06"E), Maharashtra. The type specimens have been deposited in EDAU. The species is named after the type locality Kolhapur, a city in the Indian state of Maharashtra.



Anagrus kolhapurensis Manickavasagam & Sankararaman, 2022

***Anagrus latus* Manickavasagam**
& Sankararaman. *Journal of Asia-*
***Pacific Entomology*, <https://doi.org/10.1016/j.aspen.2021.101849>,**
2022

The species *Anagrus latus* was described by Hariharakrishnan Sankararaman, Sagadai Manickavasagam and Serguei V. Triapitsyn based on a Holotype and two Paratypes collected from Periyakulam, Horticultural College and Research Institute (10°07'N and 77°35' E), Tamil Nadu. The type specimens have been deposited in EDAU. The specific epithet is a Latin adjective reflecting a broad fore wing in this taxon.



Anagrus latus Manickavasagam & Sankararaman, 2022

***Anagrus sujathae* Manickavasagam & Sankararaman. *Journal of Asia-Pacific Entomology*, <https://doi.org/10.1016/j.aspen.2021.101849>, 2022**

The species *Anagrus sujathae* was described by Hariharakrishnan Sankararaman, Sagadai Manickavasagam and Serguei V. Triapitsyn based on a Holotype and one Paratype collected from The Nilgiris (11°23'N and 76°40' E), Tamil Nadu. The type specimens have been deposited in EDAU. First author dedicates this species to his physics teacher Mrs. M. S. Sujatha (S.B.O.A Matriculation Higher Secondary School, Coimbatore).



Anagrus sujathae Manickavasagam & Sankararaman, 2022

Genus: *Camptoptera* Foerster, 1856

***Camptoptera ayezae* Anwar & Zeya. *J. Entomol. Res. Soc.*, 24(3): 347-352, 2022**

The species *Camptoptera ayezae* was described by Prince Tarique Anwar, Shahid Bin Zeya, Syeda Uzma Usman, Farmanur Rahman Khan, Zubair Ahmad and Hamed A. Ghramh based on a Holotype collected from Bengaluru, Karnataka. The type specimen has been deposited in ZDAMU. The species name is arbitrary combination of letters and may be taken as a noun in apposition.



Camptoptera ayezae Anwar & Zeya, 2022

***Camptoptera sadhui* Anwar & Zeya. *J. Entomol. Res. Soc.*, 24(3): 347-352, 2022**

The species *Camptoptera sadhui* was described by Prince Tarique Anwar, Shahid Bin Zeya, Syeda Uzma Usman, Farmanur Rahman Khan, Zubair Ahmad and Hamed A. Ghramh based on a Holotype collected from Bengaluru, Karnataka and one Paratype collected from Alappuzha, Kayamkulam, Kerala. The type specimens have been deposited in ZDAMU. The species is named after Professor (Retd.) D. N. Sadhu, Department of Zoology, Vinoba Bhave University, Hazaribag, Jharkhand, India for his excellent contribution in teaching and research.



Camptoptera sadhui Anwar & Zeya, 2022

Family: POMPILIDAE

Genus: *Auplopus* Spinola, 1842

***Auplopus wahisi* Binoy. *Journal of Asia-Pacific Biodiversity*, 16: 121-126, 2022**

The species *Auplopus wahisi* was described by Chereekandy Binoy based on a Holotype collected from Malabar Christian College (11.263914°N and 75.779256°E, 23 m), Kozhikode district, Kerala and two Paratypes collected from Elathur (11.325644°N and 75.741754°E, 23 m), Kozhikode district, Kerala. The type specimens have been deposited in ZSIK. The species name in masculine gender is in honor of late Dr Raymond Wahis, a pioneer and authority in pompilid taxonomy from the world.



Auplopus wahisi Binoy, 2022

Family: PTEROMALIDAE

Genus: *Doddifoenus*, Boucek, 1988

***Doddifoenus burksi* Gupta, Gowda & Sankararaman. *Biologia*, <https://doi.org/10.1007/s11756-022-01133-4>, 2022**

The species *Doddifoenus burksi* was described by Ankita Gupta, Hemanth Kumar Hosautpathanahalli Mogappa Gowda and Hariharakrishnan Sankararaman based on a Holotype and four Paratypes collected from Belur (13°09'06" N and 75°51'55" E), Karnataka. The type specimens have been deposited in NIM, ICAR-NBAIR. The species name is sincerely dedicated to Dr Roger A. Burks, University of California for his kind support in seeking chalcidoid identities as and when requested.



Doddifoenus burksi Gupta, Gowda & Sankararaman, 2022

Genus: *Walkerella* Westwood, 1883

***Walkerella talboti* Shilpa & Santhosh. *Oriental Insects*, <https://doi.org/10.1080/00305316.2022.2070879>, 2022**

The species *Walkerella talboti* was described by Shilpa K. Satheesan and Shreevihar Santhosh based on a Holotype and 17 Paratypes collected from Wayanad (11°49.142'N and 076°06.108'E), Kerala. The type specimens have been deposited in ZSIK. Specific epithet 'talboti' derives from the name of host plant *Ficus talboti*.



Walkerella talboti Shilpa & Santhosh, 2022

Family: PLATYGASTRIDAE
Genus: *Gastrotrypes* Brues, 1922

***Gastrotrypes brevis* Sunita & Rajmohana. *Acta Zoologica Academiae Scientiarum Hungaricae*, 68(3): 239–246, 2022**

The species *Gastrotrypes brevis* was described by Patra Sunita, Keloth Rajmohana, Kandoth Manoj and Madathil Anjana based on a Holotype and one Paratype collected from Coorg (12°09.545' and 075°48.262'), Kandimakki, Karnataka. The type specimens have been deposited in NZC-ZSI. The species is named *brevis* (= short, in Latin), due to their short claval segments.



Gastrotrypes brevis Sunita & Rajmohana, 2022

***Gastrotrypes carinatus* Sunita & Rajmohana. *Acta Zoologica Academiae Scientiarum Hungaricae*, 68(3): 239–246, 2022**

The species *Gastrotrypes carinatus* was described by Patra Sunita, Keloth Rajmohana, Kandoth Manoj and Madathil Anjana based on a Holotype and one Paratype collected from Cheemeni (12°14.501' and 75°14.216'), Kasaragod, Kerala. The type specimens have been deposited in NZC-ZSI. The species is named *carinatus*, after their distinct hyperoccipital carina as well as the emarginated carina below it.



Gastrotrypes carinatus Sunita & Rajmohana, 2022

Family: SCELIONIDAE

Genus: *Calotelea* Westwood, 1837

***Calotelea andamanensis* Veenakumari & Popovici.**

***Syst Parasitol*, <https://doi.org/10.1007/s11230-021-10020-6>, 2022**

The species *Calotelea andamanensis* was described by Veenakumari Kamalanathan, Ovidiu Alin Popovici, Sreedevi Kolla, Prashanth Mohanraj and Andrew Polaszek based on a Holotype collected from Campbell Bay (7°00'77"N and 93°91'47"E, 13 m), Great Nicobar, Andaman and Nicobar Islands and eight Paratypes collected from different localities of Andaman and Nicobar Islands. The type specimens have been deposited in NBAIR. The specific name 'andamanensis' refers to the type locality of this new species.



Calotelea andamanensis
Veenakumari & Popovici, 2022

***Calotelea aurea* Veenakumari & Popovici. *Syst Parasitol*, <https://doi.org/10.1007/s11230-021-10020-6>, 2022**

The species *Calotelea aurea* was described by Veenakumari Kamalanathan, Ovidiu Alin Popovici, Sreedevi Kolla, Prashanth Mohanraj and Andrew Polaszek based on a Holotype collected from Kaval (13°05'41"N and 77°32'35"E, 921 m), Bengaluru, Karnataka and Nicobar Islands and 39 Paratypes collected from different localities of Tamil Nadu and Karnataka. The type specimens have been deposited in NBAIR. The species name 'aurea' refers to the golden yellow colour of the habitus.



Calotelea aurea Veenakumari & Popovici, 2022

***Calotelea brevinotularis* Veenakumari & Popovici. Syst Parasitol, <https://doi.org/10.1007/s11230-021-10020-6>, 2022**

The species *Calotelea brevinotularis* was described by Veenakumari Kamalanathan, Ovidiu Alin Popovici, Sreedevi Kolla, Prashanth Mohanraj and Andrew Polaszek based on a Holotype collected from Nandi Hills (13°37'02"N and 77°41'34"E, 1448 m), Chikkaballapur, Karnataka and 16 Paratypes collected from different localities of Karnataka. The type specimens have been deposited in NBAIR. The species name 'brevinotularis' refers to the short notaulus.



Calotelea brevinotularis
Veenakumari & Popovici, 2022

***Calotelea hodgsoni* Veenakumari & Popovici. Syst Parasitol, <https://doi.org/10.1007/s11230-021-10020-6>, 2022**

The species *Calotelea hodgsoni* was described by Veenakumari Kamalanathan, Ovidiu Alin Popovici, Sreedevi Kolla, Prashanth Mohanraj and Andrew Polaszek based on a Holotype collected from Thadiyankudisai, HRS (10°17'58"N and 77°42'42"E, 990 m), Lower Pulney Hills, Tamil Nadu and eight Paratypes collected from different localities of Karnataka and Tamil Nadu. The type specimens have been deposited in NBAIR. The specific name 'hodgsoni' is after Brian Houghton Hodgson (1800 – 1894), the British scholar - diplomat, who pioneered natural historical and ethnological studies in India and Nepal in the Western Himalaya.



Calotelea hodgsoni
Veenakumari & Popovici, 2022

***Calotelea kannagiae* Veenakumari & Popovici. Syst Parasitol, <https://doi.org/10.1007/s11230-021-10020-6>, 2022**

The species *Calotelea kannagiae* was described by Veenakumari Kamalanathan, Ovidiu Alin Popovici, Sreedevi Kolla, Prashanth Mohanraj and Andrew Polaszek based on a Holotype collected from Campbell Bay (7°00'77"N and 93°91'47"E, 13 m), Great Nicobar, Andaman and Nicobar Islands. The type specimen has been deposited in NBAIR. The species name 'kannagiae' refers to the tragic female protagonist Kannagi in the Jain Tamil epic Silappatikaram.



Calotelea kannagiae
Veenakumari & Popovici, 2022

***Calotelea lambodara* Veenakumari & Popovici. *Syst Parasitol*, <https://doi.org/10.1007/s11230-021-10020-6>, 2022**

The species *Calotelea lambodara* was described by Veenakumari Kamalanathan, Ovidiu Alin Popovici, Sreedevi Kolla, Prashanth Mohanraj and Andrew Polaszek based on a Holotype collected from Hirehalli (13°27'34"N and 77°41'34"E, 936 m), Tumkur, Karnataka and nine Paratypes collected from different localities of Karnataka. The type specimens have been deposited in NBAIR. The species name 'lambodara' refers to one of the many names of the Hindu god Ganesha.



*Calotelea
lambodara*
Veenakumari &
Popovici, 2022

***Calotelea longistriata* Veenakumari & Popovici. *Syst Parasitol*, <https://doi.org/10.1007/s11230-021-10020-6>, 2022**

The species *Calotelea longistriata* was described by Veenakumari Kamalanathan, Ovidiu Alin Popovici, Sreedevi Kolla, Prashanth Mohanraj and Andrew Polaszek based on a Holotype collected from Yercaud, HRS (11°47'44"N and 78°12'42"E, 1399 m), Tamil Nadu and three Paratypes collected from different localities of Karnataka and Tamil Nadu. The type specimens have been deposited in NBAIR. The species name 'longistriata' refers to the elongate striae on the metasoma.



*Calotelea
longistriata*
Veenakumari &
Popovici, 2022

***Calotelea mandavyai* Veenakumari & Popovici. *Syst Parasitol*, <https://doi.org/10.1007/s11230-021-10020-6>, 2022**

The species *Calotelea mandavyai* was described by Veenakumari Kamalanathan, Ovidiu Alin Popovici, Sreedevi Kolla, Prashanth Mohanraj and Andrew Polaszek based on a Holotype collected from Yercaud, HRS (11°47'44"N and 78°12'42"E, 1399 m), Tamil Nadu and 17 Paratypes collected from different localities of Karnataka and Tamil Nadu. The type specimens have been deposited in NBAIR. The species name 'mandavyai' refers to the Hindu sage Mandavya.



*Calotelea
mandavyai*
Veenakumari &
Popovici, 2022

***Calotelea marykingsleyae* Veenakumari & Popovici. Syst Parasitol, <https://doi.org/10.1007/s11230-021-10020-6>, 2022**

The species *Calotelea marykingsleyae* was described by Veenakumari Kamalanathan, Ovidiu Alin Popovici, Sreedevi Kolla, Prashanth Mohanraj and Andrew Polaszek based on a Holotype collected from Uddanapalli (12°37'28"N and 77°55'29"E, 758 m), Hosur, Tamil Nadu and one Paratype collected from Attur (13°05'48"N and 77°33'59"E, 936 m), Bengaluru, Karnataka. The type specimens have been deposited in NBAIR. The species name 'marykingsleyae' is in honour of Mary Kingsley (1862 – 1900) the intrepid British explorer.



*Calotelea
marykingsleyae*
Veenakumari &
Popovici, 2022

***Calotelea microtrichiana* Veenakumari & Popovici. Syst Parasitol, <https://doi.org/10.1007/s11230-021-10020-6>, 2022**

The species *Calotelea microtrichiana* was described by Veenakumari Kamalanathan, Ovidiu Alin Popovici, Sreedevi Kolla, Prashanth Mohanraj and Andrew Polaszek based on a Holotype collected from Campbell Bay (7°00'77"N and 93°91'47"E, 13 m), Great Nicobar, Andaman and Nicobar Islands. The type specimen has been deposited in NBAIR. The species name 'microtrichiana' refers to the elongate microtrichia present on the wings of the species.



*Calotelea
microtrichiana*
Veenakumari &
Popovici, 2022

***Calotelea nigriventris* Veenakumari & Popovici. Syst Parasitol, <https://doi.org/10.1007/s11230-021-10020-6>, 2022**

The species *Calotelea nigriventris* was described by Veenakumari Kamalanathan, Ovidiu Alin Popovici, Sreedevi Kolla, Prashanth Mohanraj and Andrew Polaszek based on a Holotype collected from Nandi Hills (13°37'02"N and 77°41'34"E, 1448 m), Chikkaballapur, Karnataka and six Paratypes collected from different localities of Karnataka. The type specimens have been deposited in NBAIR. The species name 'nigriventris' refers to the black posterior tergites.



*Calotelea
nigriventris*
Veenakumari &
Popovici, 2022

***Calotelea oloftoreni* Veenakumari & Popovici. *Syst Parasitol*,
<https://doi.org/10.1007/s11230-021-10020-6>, 2022**

The species *Calotelea oloftoreni* was described by Veenakumari Kamalanathan, Ovidiu Alin Popovici, Sreedevi Kolla, Prashanth Mohanraj and Andrew Polaszek based on a Holotype collected from Campbell Bay (7°00'77"N and 93°91'47"E, 13 m), Great Nicobar. The type specimen has been deposited in NBAIR. The species is named in honour of Olof Tore n (1718 – 1753), the Swedish priest and botanist, an 'apostle' of Linnaeus, who as an employee of the Swedish East India Company, was among the earliest collectors of natural history specimens from India.



Calotelea oloftoreni
Veenakumari &
Popovici, 2022

***Calotelea sibyllamerianae* Veenakumari & Popovici. *Syst Parasitol*,
<https://doi.org/10.1007/s11230-021-10020-6>, 2022**

The species *Calotelea sibyllamerianae* was described by Veenakumari Kamalanathan, Ovidiu Alin Popovici, Sreedevi Kolla, Prashanth Mohanraj and Andrew Polaszek based on a Holotype collected from Attur (13°05'48"N and 77°33'59"E, 936 m), Bengaluru, Karnataka and three Paratypes collected from different localities of Tamil Nadu. The type specimens have been deposited in NBAIR. This species is named in honour of the German born Swiss entomologist and illustrator extraordinaire Maria Sibylla Merian (1647 – 1717), who pioneered studies on the host plants, life cycles and metamorphoses of Lepidoptera, particularly in Surinam.



Calotelea
sibyllamerianae
Veenakumari &
Popovici, 2022

***Calotelea sushrutai* Veenakumari & Popovici. *Syst Parasitol*,
<https://doi.org/10.1007/s11230-021-10020-6>, 2022**

The species *Calotelea sushrutai* was described by Veenakumari Kamalanathan, Ovidiu Alin Popovici, Sreedevi Kolla, Prashanth Mohanraj and Andrew Polaszek based on a Holotype collected from Yercaud, HRS (11°47'44"N and 78°12'42"E, 1399 m), Tamil Nadu and 15 Paratypes collected from different localities of Tamil Nadu and Karnataka. The type specimens have been deposited in NBAIR. This species is named after the early Indian physician Sushruta (Sus ruta) (c.700 – 500 BCE) who pioneered plastic surgery in the world.



Calotelea sushrutai
Veenakumari &
Popovici, 2022

***Calotelea trikona* Veenakumari & Popovici. *Syst Parasitol*,
<https://doi.org/10.1007/s11230-021-10020-6>, 2022**

The species *Calotelea trikona* was described by Veenakumari Kamalanathan, Ovidiu Alin Popovici, Sreedevi Kolla, Prashanth Mohanraj and Andrew Polaszek based on a Holotype collected from Thadiyankudisai, HRS (10°17'58"N and 77°42'42"E, 990 m), Lower Pulney Hills, Tamil Nadu and 44 Paratypes collected from different localities of Tamil Nadu and Karnataka. The type specimens have been deposited in NBAIR. The species name 'trikona', meaning triangle in Sanskrit, refers to the triangular metas cutellar lamina.



Calotelea trikona
Veenakumari &
Popovici, 2022

Genus: *Chakra* Rajmohana & Veenakumari, 2014

***Chakra agathachristieae* Veenakumari. *Journal of Natural History*,
56(41-44): 1657–1707, 2022**

The species *Chakra agathachristieae* was described by Kamalanathan Veenakumari, Kolla Sreedevi and Prashanth Mohanraj based on a Holotype collected from Attur (13.096°N and 77.566°E, 936 m), Bengaluru, Karnataka and Paratypes collected from different localities of Arunachal Pradesh, Assam, Karnataka, Kerala and Tamil Nadu. The type specimens have been deposited in ICAR-NBAIR. This species is named after Dame Agatha Christie, the internationally recognised queen of detective fiction.



Chakra agathachristieae
Veenakumari, 2022

***Chakra alexandra* Veenakumari. *Journal of Natural History*,
56(41-44): 1657–1707, 2022**

The species *Chakra alexandra* was described by Kamalanathan Veenakumari, Kolla Sreedevi and Prashanth Mohanraj based on a Holotype and 14 Paratypes collected from Campbell Bay (7.013°N and 93.934°E, 13 m), Great Nicobar I, Andaman and Nicobar Is. The type specimens have been deposited in ICAR-NBAIR. The species epithet 'alexandra' refers to one of the five major rivers in Great Nicobar, the island where this species was collected.



Chakra alexandra
Veenakumari, 2022

***Chakra bournei* Veenakumari. *Journal of Natural History*,
56(41-44): 1657–1707, 2022**

The species *Chakra bournei* was described by Kamalanathan Veenakumari, Kolla Sreedevi and Prashanth Mohanraj based on a Holotype collected from Thadiyankudisai, Horticulture Research Station (10.299°N and 77.711°E, 990 m), Lower Pulney Hills, Tamil Nadu and Paratypes collected from different localities of Tamil Nadu. The type specimens have been deposited in ICAR-NBAIR. The species epithet 'bournei' is in memory of Alfred G. Bourne, the distinguished British biologist who served in India for many years.



Chakra bournei
Veenakumari,
2022

***Chakra galathea* Veenakumari. *Journal of Natural History*,
56(41-44): 1657–1707, 2022**

The species *Chakra galathea* was described by Kamalanathan Veenakumari, Kolla Sreedevi and Prashanth Mohanraj based on a Holotype and 29 Paratypes collected from Campbell Bay (7.013°N and 93.934°E, 13 m), Great Nicobar I., Andaman and Nicobar Is. The type specimens have been deposited in ICAR-NBAIR. The species is named 'galathea', after Galathea, the southernmost Indian river on the east coast of Great Nicobar, the island where this species was collected.



Chakra galathea
Veenakumari, 2022

***Chakra gotamiae* Veenakumari. *Journal of Natural History*,
56(41-44): 1657–1707, 2022**

The species *Chakra gotamiae* was described by Kamalanathan Veenakumari, Kolla Sreedevi and Prashanth Mohanraj based on a Holotype collected from Huliur Durga (12.825°N and 77.034°E, 719 m), Tumkur, Karnataka and Paratypes collected from different localities of Karnataka. The type specimens have been deposited in ICAR-NBAIR. The specific epithet 'gotamiae' is in honour of Gotami, Gautama Buddha's foster mother.



Chakra gotamiae
Veenakumari, 2022

***Chakra juturna* Veenakumari. *Journal of Natural History*,
56(41-44): 1657–1707, 2022**

The species *Chakra juturna* was described by Kamalanathan Veenakumari, Kolla Sreedevi and Prashanth Mohanraj based on a Holotype collected from Thandikudi, Regional Coffee Research Station (10.309°N 77.642°E, 1305 m), Dindugul, Tamil Nadu and four Paratypes collected from different localities of Rajasthan and Tamil Nadu. The type specimens have been deposited in ICAR-NBAIR. The specific epithet 'juturna' refers to the Roman goddess of fountains, alluding to the multiple streams of water issuing in parallel arcs from the nozzle of a fountain akin to the pattern of the carinae on the frons of this species.



Chakra juturna
Veenakumari,
2022

***Chakra kambani* Veenakumari. *Journal of Natural History*,
56(41-44): 1657–1707, 2022**

The species *Chakra kambani* was described by Kamalanathan Veenakumari, Kolla Sreedevi and Prashanth Mohanraj based on a Holotype collected from Horticulture College and Research Institute (10.118°N and 77.548°E, 53 m), Periyakulam, Tamil Nadu and two Paratypes collected from different localities of Tamil Nadu. The type specimens have been deposited in ICAR-NBAIR. The species is named after Kamban, the twelfth-century CE Indian poet.



Chakra kambani
Veenakumari, 2022

***Chakra parviocula* Veenakumari. *Journal of Natural History*,
56(41-44): 1657–1707, 2022**

The species *Chakra parviocula* was described by Kamalanathan Veenakumari, Kolla Sreedevi and Prashanth Mohanraj based on a Holotype and one Paratype collected from Odisha University of Agriculture and Technology (20.264°N and 85.813°E, 45 m), Bhubaneswar, Odisha. The type specimens have been deposited in ICAR-NBAIR. The species epithet 'parviocula', meaning 'small eyed' in Latin, refers to the size of the eyes in this species.



Chakra parviocula
Veenakumari, 2022

***Chakra pillaiyar* Veenakumari. *Journal of Natural History*,
56(41-44): 1657–1707, 2022**

The species *Chakra pillaiyar* was described by Kamalanathan Veenakumari, Kolla Sreedevi and Prashanth Mohanraj based on a Holotype collected from Jarakabande Kaval (13.094°N and 77.543°E, 921 m), Bengaluru, Karnataka and Paratypes collected from different localities of Karnataka and Tamil Nadu. The type specimens have been deposited in ICAR-NBAIR. This species is named 'Pillaiyar', one of several names of the elephant-headed Hindu deity Ganesha.



Chakra pillaiyar
Veenakumari,
2022

***Chakra sanghamittae* Veenakumari. *Journal of Natural History*,
56(41-44): 1657–1707, 2022**

The species *Chakra sanghamittae* was described by Kamalanathan Veenakumari, Kolla Sreedevi and Prashanth Mohanraj based on a Holotype collected from Thayalur (12.578°N and 78.662°E, 1111 m), Yelagiri, Tamil Nadu. The type specimen has been deposited in ICAR-NBAIR. This species is named after 'Sanghamitta', the Indian Emperor Asoka's eldest daughter, who started the order of Buddhist nuns in Sri Lanka.



Chakra sanghamittae
Veenakumari, 2022

***Chakra valluvari* Veenakumari. *Journal of Natural History*,
56(41-44): 1657–1707, 2022**

The species *Chakra valluvari* was described by Kamalanathan Veenakumari, Kolla Sreedevi and Prashanth Mohanraj based on a Holotype collected from Uddanapalli (12.624°N and 77.924°E, 758 m), Hosur, Tamil Nadu. The type specimen has been deposited in ICAR-NBAIR. The species epithet 'valluvar' is in honour of Tiruvalluvar, the accomplished Tamil poet- saint of South India.



Chakra valluvari
Veenakumari, 2022

***Chakra zvelebili* Veenakumari. *Journal of Natural History*, 56(41-44): 1657–1707, 2022**



Chakra zvelebili
Veena kumari,
2022

The species *Chakra zvelebili* was described by Kamalanathan Veenakumari, Kolla Sreedevi and Prashanth Mohanraj based on a Holotype collected from Dalhousie (32.538°N and 75.970°E, 2021 m), Himachal Pradesh and five Paratypes collected from Hebbal, NBAIR (13.027°N and 77.584°E, 927 m), Bengaluru, Karnataka. The type specimens have been deposited in ICAR-NBAIR. This species is named 'zvelebili', after Kamil V. Zvebil (1927–2009), the outstanding Czech scholar of Tamil and Dravidian linguistics and literature.

Genus: *Trimorus* Förster, 1856

***Trimorus (Lochana) karna* Veenakumari. *Journal of Natural History*, 56(41-44): 1709-1725, 2022**

The species *Trimorus (Lochana) karna* was described by Kamalanathan Veenakumari, Rajmohana Keloth, Kolla Sreedevi, P. Girish Kumar and Prashanth Mohanraj based on a Holotype and two Paratypes collected from Nandi Hills (13.617°N and 77.692°E, 1448 m), Chikkaballapur, Karnataka and nine Paratypes collected from different localities of South Andaman, Tamil Nadu and Karnataka. The type specimens have been deposited in ICAR-NBAIR. This species is named 'Karna', after the tragic hero in the Indian epic Mahabharatha.



Trimorus (Lochana) karna Veenakumari,
2022

***Trimorus (Lochana) satyaki* Veenakumari. *Journal of Natural History*, 56(41-44): 1709-1725, 2022**

The species *Trimorus (Lochana) satyaki* was described by Kamalanathan Veenakumari, Rajmohana Keloth, Kolla Sreedevi, P. Girish Kumar and Prashanth Mohanraj based on a Holotype and 33 Paratypes collected from Mudigere, College of Horticulture (13.115°N and 75.632°E, 976 m), Karnataka. The type specimens have been deposited in ICAR-NBAIR. This species is named 'Satyaki', after the great Yadava warrior in the Indian epic Mahabharatha, who fought with the Pandavas and defeated many Kaurava warriors in the great Kurukshetra war.



Trimorus (Lochana) satyaki Veenakumari,
2022

Family: TIPHIIDAE

Genus: *Tiphia* Fabricius, 1775

***Tiphia (Tiphia) bijui* Hanima & Girish Kumar. *Zootaxa*, 5204(1): 001–106, 2022**

The species *Tiphia (Tiphia) bijui* was described by Raveendran K.P. Hanima, P. Girish Kumar and Vishwanath D. Hegde based on a Holotype and eight Paratypes collected from Sarovaram Biopark (11°16'6.96"N and 75°47'33.72"E, 6 m), Kozhikode district, Kerala and other Paratypes collected from different localities of Goa, Karnataka, Kerala, Tamil Nadu, Uttarakhand and West Bengal. The type specimens have been deposited in ZSIK. The species is named in honor of Mr. T. Biju (Forest watcher at Aralam Wildlife Sanctuary, Kannur, Kerala).



Tiphia (Tiphia) bijui Hanima & Girish Kumar, 2022

***Tiphia (Punctotiphia) chareshi* Hanima & Girish Kumar. *Zootaxa*, 5204(1): 001–106, 2022**

The species *Tiphia (Punctotiphia) chareshi* was described by Raveendran K.P. Hanima, P. Girish Kumar and Vishwanath D. Hegde based on a Holotype and one Paratype collected from Anaikatti (11°06'16"N and 76°46'25"E, 621 m), Coimbatore district, Tamil Nadu and one Paratype collected from Govanur (11°10'12"N and 76°50'51"E, 589 m), Coimbatore district, Tamil Nadu. The type specimens have been deposited in ZSIK. The species is named in honor of Mr. C. Charesh (former GSDP student and Laboratory Assistant of WGRC, ZSI, Kozhikode).

Tiphia (Punctotiphia) chareshi Hanima & Girish Kumar, 2022



***Tiphia (Tiphia) davidrajui* Hanima & Girish Kumar. *Zootaxa*, 5204(1): 001–106, 2022**

The species *Tiphia (Tiphia) davidrajui* was described by Raveendran K.P. Hanima, P. Girish Kumar and Vishwanath D. Hegde based on a Holotype and seven Paratypes collected from Sarovaram Biopark (11°16'6.96"N & 75°47'33.72"E, 6 m), Kozhikode district, Kerala and other Paratypes collected from different localities of Kerala, Tamil Nadu and West Bengal. The type specimens have been deposited in ZSIK. The species is named in honor of Mr. David V. Raju, a well-known naturalist from Kerala.



Tiphia (Tiphia) davidrajui Hanima & Girish Kumar, 2022

***Tiphia (Tiphia) hyalina* Hanima & Girish Kumar. *Zootaxa*, 5204(1): 001–106, 2022**

The species *Tiphia (Tiphia) hyalina* was described by Raveendran K.P. Hanima, P. Girish Kumar and Vishwanath D. Hegde based on a Holotype and four Paratypes collected from Gundaru dam site (8°56'34"N and 77°12'49"E, 202 m), Thirunelveli district, Tamil Nadu and four Paratypes collected from different localities of Karnataka. The type specimens have been deposited in ZSIK. The species name is derived from the hyaline character of fore wing.

Tiphia (Tiphia) hyalina Hanima & Girish Kumar, 2022



***Tiphia (Tiphia) kurumba* Hanima & Girish Kumar. *Zootaxa*, 5204(1): 001–106, 2022**

The species *Tiphia (Tiphia) kurumba* was described by Raveendran K.P. Hanima, P. Girish Kumar and Vishwanath D. Hegde based on a Holotype and one Paratype collected from Panthanthod (11°04'21"N & 76°25'25"E, 974 m), Silent Valley National Park, Palakkad district, Kerala and three Paratypes collected from Mundakai forest (11°33'40"N and 76°08'44"E, 853 m), Meppadi, Wayanad district, Kerala. The type specimens have been deposited in ZSIK. The specific name *kurumba* is derived from the name of a tribal community Kurumbar.



Tiphia (Tiphia) kurumba Hanima & Girish Kumar, 2022

***Tiphia (Tiphia) novus* Hanima & Girish Kumar. *Zootaxa*, 5204(1): 001–106, 2022**

The species *Tiphia (Tiphia) novus* was described by Raveendran K.P. Hanima, P. Girish Kumar and Vishwanath D. Hegde based on a Holotype collected from Panthanthod Vattavada (10°08'01"N and 77°15'35"E, 1893 m), Pampadum shola National Park, Idukki district, Kerala and one Paratype collected from Ranipuram (12°25'19"N and 75°21'06"E, 925 m), Kasargode district, Kerala. The type specimens have been deposited in ZSIK. The specific name *novus* is derived from the word 'novel,' which means new.



Tiphia (Tiphia) novus Hanima & Girish Kumar, 2022

***Tiphia (Tiphia) rajeevani* Hanima & Girish Kumar. *Zootaxa*, 5204(1): 001–106, 2022**

The species *Tiphia (Tiphia) rajeevani* was described by Raveendran K.P. Hanima, P. Girish Kumar and Vishwanath D. Hegde based on a Holotype collected from Kumarikulam (9°43'00"N and 76°57'51"E, 1003 m), Thekkadi, Idukki district, Kerala. The type specimen has been deposited in ZSIK. The species is named in honor of Mr. P.C. Rajeevan in recognition of his outstanding contributions to the study of natural history and taxonomy of ornithology of Kerala.



Tiphia (Tiphia) rajeevani Hanima & Girish Kumar, 2022

***Tiphia (Tiphia) sahyadriensis* Hanima & Girish Kumar. *Zootaxa*, 5204(1): 001–106, 2022**

The species *Tiphia (Tiphia) sahyadriensis* was described by Raveendran K.P. Hanima, P. Girish Kumar and Vishwanath D. Hegde based on a Holotype and one Paratype collected from Sadivayal, Siruvani (10°56'22"N and 76°44'52"E, 458 m), Coimbatore district, Tamil Nadu and two Paratypes collected from Kottur (10°31'34"N and 76°58'35"E, 303 m), Coimbatore district, Tamil Nadu. The type specimens have been deposited in ZSIK. The species name is derived from 'Sahyadri', the vernacular name for Western Ghats where the type specimens were collected.



Tiphia (Tiphia) sahyadriensis Hanima & Girish Kumar, 2022

***Tiphia (Tiphia) shajii* Hanima & Girish Kumar. *Zootaxa*, 5204(1): 001–106, 2022**

The species *Tiphia (Tiphia) shajii* was described by Raveendran K.P. Hanima, P. Girish Kumar and Vishwanath D. Hegde based on a Holotype and two Paratypes collected from Manipuram (11°24'45"N and 75°56'20"E, 61m), Kozhikode district, Kerala and one Paratype collected from Machikudi (11°40'24"N and 76°17'21"N, 913 m), Muthanga, Wayanad district, Kerala. The type specimens have been deposited in ZSIK. The species is named in honor of Dr. C.P. Shaji for his dedication to the study of natural history and taxonomy of Indian freshwater fishes.



Tiphia (Tiphia) shajii Hanima & Girish Kumar, 2022

***Tiphia (Tiphia) venkataramani* Hanima & Girish Kumar. *Zootaxa*, 5204(1): 001–106, 2022**

The species *Tiphia (Tiphia) venkataramani* was described by Raveendran K.P. Hanima, P. Girish Kumar and Vishwanath D. Hegde based on a Holotype and one Paratype collected from Asan Barrage Bird Sanctuary (30°26'08"N and 77°39'56"E, 399 m), Dehradun district, Uttarakhand and seven Paratypes collected from different localities of Uttarakhand and Tamil Nadu. The type specimens have been deposited in ZSIK. The species is named in honour of Dr. K. Venkataraman, former Director of Zoological Survey of India for his dedication to the study of the natural history and taxonomy of Indian marine fauna.



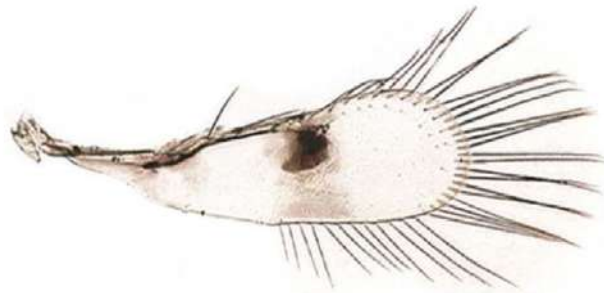
Tiphia (Tiphia) venkataramani Hanima & Girish Kumar, 2022

Family: TRICHOGRAMMATIDAE

Genus: *Oligosita* Walker, 1851

***Oligosita hyderansis* Manhas, Anis & Zaidi. *Mun. Ent. Zool.*, 17: 1527-1530, 2022**

The species *Oligosita hyderansis* was described by Safeer Ahmed Manhas, Shoeba Binte Anis and Nida Zaidi based on a Holotype collected from Hyderabad, Telangana. The type specimen has been deposited in ZDAMU. The name of the species is derived from the name of the collection site "Hyderabad" district in Telangana, India.



Oligosita hyderansis Manhas, Anis & Zaidi, 2022

Family: TRIGONALYIDAE

Genus: *Taeniogonalos* Schulz, 1906

***Taeniogonalos ayyari* Binoy, van Achterberg & Girish Kumar. *Journal of Natural History*, 56(21-24): 1153-1185, 2022**

The species *Taeniogonalos ayyari* was described by C. Binoy, Cornelis van Achterberg, Andrew Polaszek, P. Girish Kumar and S. Santhosh based on a Holotype collected from Ambasamudram range (8.682°N and 77.548°E, 264 m), Thirunelveli district, Tamil Nadu. The type specimen has been deposited in 'National Zoological Collections' of the ZSIK. The species name is after the Indian entomologist and pioneer T.V. Ramakrishna Ayyar.



Taeniogonalos ayyari Binoy, van Achterberg & Girish Kumar, 2022

***Taeniogonalos latae*
Polaszek & Binoy. *Journal
of Natural History*, 56(21-
24): 1153-1185, 2022**

The species *Taeniogonalos latae* was described by C. Binoy, Cornelis van Achterberg, Andrew Polaszek, P. Girish Kumar and S. Santhosh based on a Holotype collected from Shembaganur (10.232°N and 77.503°E, 1785 m), Dindigul district, Tamil Nadu. The type specimen has been deposited in NHMUK. The species name is a genitive noun from the matronym Lata, after the Indian playback singer Lata Mangeshkar (1929–2022) known as the Nightingale of India.



Taeniogonalos latae Polaszek & Binoy, 2022

Family: VESPIDAE

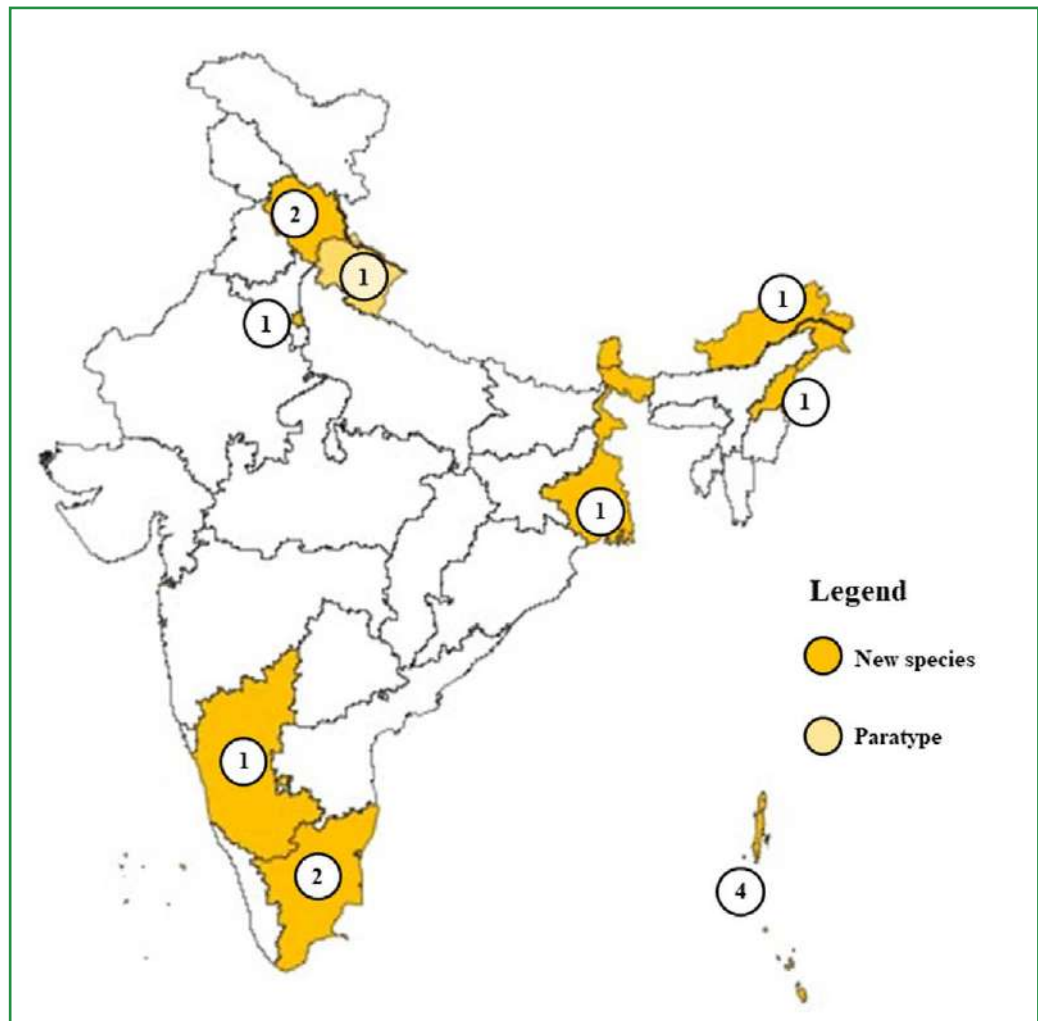
Genus: *Nesolynx* Ashmead, 1905

***Nesolynx deltaphagus*
James, Binoy & Santhosh.
ENTOMON, 47(4): 365-
374, 2022**

The species *Nesolynx deltaphagus* was described by Ritty V. James, C. Binoy and S. Santhosh based on a Holotype and 274 Paratypes collected from Elathur (11°20'13.7"N and 75°43'16.74"E, 23m), Kozhikode district, Kerala. The type specimens have been deposited in ZSIK. The species epithet is derived from the host's genus name Delta.



Nesolynx deltaphagus James, Binoy & Santhosh, 2022



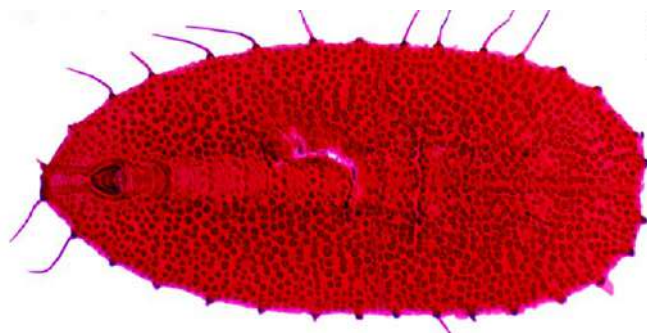
Hemiptera is the fifth largest order of insects, and is known as a monophyletic group because of the modified piercing and sucking type of mouth parts with rostrum composed of the concentric stylets interlocked with one another to form the food and salivary canal. Hemipteran insects are mainly phytophagous in nature which attacking at some economic staple crops and vegetables, some aquatic bugs feed on freshly dead invertebrates, others like species of subfamily Triatominae (Reduviidae) suck blood of vertebrates and considered important vectors of Chagas' disease. This year a total of 13 new species of Hemiptera have been described from India, Andaman & Nicobar Islands (4), Himachal Pradesh (2), Tamil Nadu (2), Arunachal Pradesh (1), Delhi (1), Karnataka (1), Nagaland (1) and West Bengal (1).

Family: ALEYRODIDAE

Genus: *Acanthonavis* Dubey, 2022: **NEW GENUS**

***Acanthonavis deflexa* Dubey.
Zootaxa, 5092(2): 209–220, 2022**

The genus *Acanthonavis* and the species *Acanthonavis deflexa* was described by Anil Kumar Dubey based on a Holotype and 20 Paratypes collected from Shompen hut (6°58'542"N and 93°51'544"E), Nicobar sand, Andaman and Nicobar Islands. The type specimens have been deposited in NZC-ZSI, National Forest Insect Collection, Forest Research Institute, Dehradun and the Natural History Museum, London, UK. The species name is based on the perfect participle of Latin verb 'deflecto', 'deflexa', meaning 'bending downwards' to indicate the ventrally folded submargin.



Acanthonavis deflexa Dubey, 2022

Genus: *Rhachisphora* Quaintance & Baker, 1917

***Rhachisphora saddlensis* Dubey.
Annales Zoologici, 72(4): 963-972, 2022**

The species *Rhachisphora saddlensis* was described by Anil K. Dubey based on a Holotype and 27 Paratypes collected from Diglipur (13°11'699" N and 93°01'689" E), Saddle Peak National Park, Andaman and Nicobar Islands and 10 Paratypes collected from Whisper water fall (10°40'397" N and 92°34'157" E), Little Andaman. The type specimens have been deposited in ZSI, Kolkata. The species is named after the type collection locality, Saddle Peak National Park.



Rhachisphora saddlensis Dubey, 2022

Family: APHIDIDAE

Genus: *Maculolachnus* Gaumont, 1920

***Maculolachnus blackmani* Kanturski & Chakrabarti. *Zootaxa*, 5183(1): 361–368, 2022**

The species *Maculolachnus blackmani* was described by Mariusz Kanturski and Samiran Chakrabarti based on a Holotype collected from Kufri (2510 m), Shimla, Himachal Pradesh and Paratypes collected from Ghangaria (3049 m), Uttarakhand and Gilgit-Baltistan, Naltar (2600 m), Pakistan. The type specimens have been deposited in NHM, MNHN, DZUS and VCK. The species is named in honour of Roger Laurence Blackman, an outstanding aphidologist.




Maculolachnus blackmani Kanturski & Chakrabarti, 2022

Family: CICADELLIDAE
Genus: *Drabescus* Stål 1870

***Drabescus austroindicus*
Viraktamath, Webb & Yeshwanth.
Zootaxa, 5128(2): 225-247, 2022**

The species *Drabescus austroindicus* was described by C.A. Viraktamath, M. D. Webb and H. M. Yeshwanth based on a Holotype collected from Dindigal, Thadiyankudsai, Tamil Nadu. The type specimen has been deposited in UASB. The species name refers to the Austro-Indian region in which it occurs.



Drabescus austroindicus Viraktamath,
Webb & Yeshwanth, 2022

Genus: *Lapnana* Jat, Meshram & Dey, 2022:
NEW GENUS

***Lapnana ishanya* Jat, Meshram &
Dey. *Zootaxa*, 5222(6): 578-584, 2022**

The genus *Lapnana* and the species *Lapnana ishanya* was described by Monica Jat, Naresh M. Meshram and Debjani Dey based on a Holotype collected from Lapnan (26°59'20"N and 95°28'53"E, 969 m), Arunachal Pradesh and nine Paratypes collected from Thinsa (26°55'52"N and 95°32'05"E, 1583 m), Arunachal Pradesh. The type specimens have been deposited in NPC-IARI. The generic epithet refers to the name of the type locality "Lapnan" from where the specimen was collected. The species name (Sanskrit: ishanya meaning North-East) refers to the North-East region of India where this species lives.



Lapnana ishanya Jat, Meshram & Dey,
2022

Genus: *Paraidioscopus* Maldonado-Capriles, 1964

***Paraidioscopus andamanicus* Viraktamath & Yeshwanth. *Zootaxa*,
5222(3): 257–266, 2022**

The species *Paraidioscopus andamanicus* was described by C.A. Viraktamath and H. M. Yeshwanth based on a Holotype and seven Paratypes collected from Diglipur (13°14'53.9"N and 92°58'37.5"E, 15mts), North Andaman, Andaman & Nicobar. The type specimens have been deposited in UASB. The species name refers to the island from where it was collected.



Paraidioscopus
andamanicus
Viraktamath &
Yeshwanth, 2022

Genus: *Scaphoideus* Uhler, 1889

***Scaphoideus banjarensis* Rajgopal, Meshram & Dey. *Zootaxa*, 5182(4): 348–360, 2022**

The species *Scaphoideus banjarensis* was described by N. N. Rajgopal, Naresh M Meshram and Debjani Dey based on a Holotype and 13 Paratypes collected from Banjar (31°38'14" N and 77°20'38" E), Himachal Pradesh and three Paratypes collected from different localities of Himachal Pradesh. The type specimens have been deposited in NPC. The specific epithet refers to the type locality (Banjar, Himachal Pradesh: India).



Scaphoideus banjarensis Rajgopal, Meshram & Dey, 2022

Genus: *Phlogotettix* Ribaut, 1942.

***Phlogotettix unicus* Stuti & Meshram. *Biologia*, <https://doi.org/10.1007/s11756-022-01210-8>, 2022**

The species *Phlogotettix unicus* was described by Stuti Rai, Naresh Manohar Meshram, Muniyandi Singaravel and Pathour Rajendra Shashank based on a Holotype collected from Khonsa (27°1'12" N and 95°34'12" E, 989 m asl), Arunachal Pradesh and three Paratypes collected from Basar (27°58'39" N and 94°41'31" E, 661 m asl), Arunachal Pradesh. The type specimens have been deposited in NPC. The new species is named *unicus* (unique in Latin) based on the uniqueness of ventral subapical aedeagal process.



Phlogotettix unicus Stuti & Meshram, 2022

Genus: *Sophonia* Walker, 1870

***Sophonia delhiensis* Jat, Meshram & Dey. *Biologia*, <https://doi.org/10.1007/s11756-022-01263-9>, 2022**

The species *Sophonia delhiensis* was described by Monica Jat, Naresh M. Meshram and Debjani Dey based on a Holotype and one Paratype collected from Pusa (28.6377°N and 77.1571°E), Delhi. The type specimens have been deposited in NPC. Species name given on the basis of type locality.



Sophonia delhiensis Jat, Meshram & Dey, 2022

Family: CICADIDAE
Genus: *Platylomia* Stål, 1870

***Platylomia kohimaensis* Hajong & Limatemjen. *Zootaxa*, 5047(1): 081-091, 2022**

The species *Platylomia kohimaensis* was described by Sudhanya Ray Hajong and Limatemjen based on a Holotype and four Paratypes collected from Mitelephe (25°38.180'N and 094°11.221'E), Kohima, Nagaland. The type specimens have been deposited in Zoological Survey of India, Shillong, National Forest Insect Collection (NFIC), FRI Dehradun, India and Entomology Laboratory, Department of Zoology, North-Eastern Hill University, Shillong. The species is named *kohimaensis* based on the type locality.



Platylomia kohimaensis Hajong & Limatemjen, 2022

Family: COCCIDAE
Genus: *Cyphococcus* Laing, 1925

***Cyphococcus williamsi* Joshi & Rajgopal. *Zootaxa*, 5104(4): 531-544, 2022**

The species *Cyphococcus williamsi* was described by Sunil Joshi, Ankita Gupta, N.N. Rajgopal and T. Venkatesan based on a Holotype and 14 Paratypes collected from Gangenahalli, Bengaluru, Karnataka and other Paratypes collected from Vasanth Nagar, Bengaluru, Karnataka. The type specimens have been deposited in ICAR-NBAIR. The species is named in honour of Douglas J. Williams, an eminent British coccidologist, for his outstanding contributions and achievements in Coccidology.



Cyphococcus williamsi Joshi & Rajgopal, 2022

Family: FULGORIDAE
Genus: *Kalidasa* Kirkaldy, 1900

***Kalidasa mythiliae* Senthilkumar. *Journal of Entomology and Zoology Studies*, 10(5): 106-109, 2022**

The species *Kalidasa mythiliae* was described by Natchiappan Senthilkumar based on a Holotype collected from Coimbatore, Tamil Nadu. The type specimen has been deposited in NFIS in Institute of Forest Genetics and Tree Breeding, Coimbatore (India). The name of the species derived by the collector's name.



Kalidasa mythiliae
Senthilkumar, 2022

Family: MONOPHLEBIDAE

Genus: *Perissopneumon* Newstead, 1900

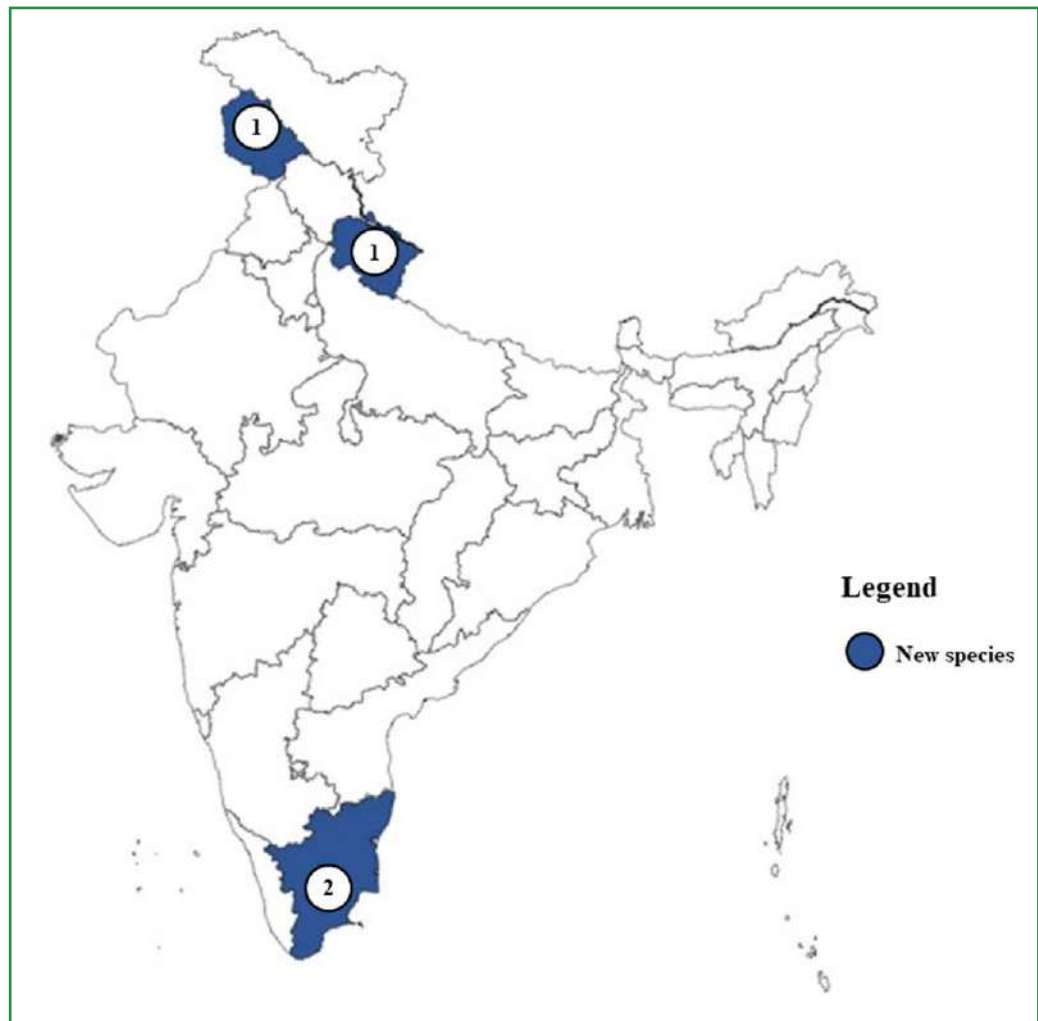
***Perissopneumon*
kalyaniense Das & Das.
Zoological Studies, 61:54,
2022**

The species *Perissopneumon kalyaniense* was described by Anirban Das and Bijan Kumar Das based on a Holotype and nine Paratypes collected from Kalyani (22.97°N and 88.43°E), West Bengal. The type specimens have been deposited in ZSI, Kolkata and B. K. Das collection in the Department of Agricultural Entomology, BCKV. The species is named after the type locality, Kalyani, combined with the Latin suffix -ense, meaning “from a locality or place”.



Perissopneumon kalyaniense Das & Das, 2022

THYSANOPTERA



Members of the insect order Thysanoptera (Thrips) are categorized under two suborders, Terebrantia and Tubulifera. Thrips are known for their ecological importance and economic significance. Approximately 1% of the members of this order are considered as serious pest for high valued crops. Beside their pestiferous nature, thrips are the sole transmitter of plant pathogenic Tospoviruses. Four new species of Thysanoptera have been described for the first time from India, two from Tamil Nadu and one each from Jammu and Kashmir, Uttarakahnd.

Family: PHLAEOTHIRIPIDAE
Genus: *Psephenothrips* Reyes, 1994

***Psephenothrips
uttarakhandensis* Patidar,
Singha, Kumar & Tyagi.
Zootaxa, 5159(3): 440–444,
2022**

The species *Psephenothrips uttarakhandensis* was described by Abhishek Patidar, Devkant Singha, Vikas Kumar and Kaomud Tyagi based on a Holotype and six Paratypes collected from Nainital, (29.37N and 79.51 E, 1614 m), Uttarakhand. The type specimens have been deposited in NZC. The species is named after the type locality.



Psephenothrips uttarakhandensis
Patidar et al., 2022

Family: THIRIPIDAE
Genus: *Hydatothrips* Karny, 1913

***Hydatothrips initium* Rachana,
Amarendra & Gracy. *Zootaxa*,
5169(2): 177–182, 2022**

The species *Hydatothrips initium* was described by R.R. Rachana, B. Amarendra and R. Gandhi Gracy based on a Holotype and three Paratypes collected from Thadiyankudisai, Dindigal, Tamil Nadu. The type specimens have been deposited in ICAR-NBAIR, Bengaluru, India. The species name *initium*, meaning “beginning”, is in reference to that commencement of studies on thrips fauna of south India.



Hydatothrips initium Rachana, Amarendra & Gracy, 2022

Genus: *Pseudodendrothrips* Schmutz, 1913

***Pseudodendrothrips umbrolateralis*
Rachana. Amarendra & Gracy.
Zootaxa, 5209(3): 365–372, 2022**

The species *Pseudodendrothrips umbrolateralis* was described by R.R. Rachana, B. Amarendra and R. Gandhi Gracy based on a Holotype and 12 Paratypes collected from Thadiyankudisai, Dindigal, Tamil Nadu. The type specimens have been deposited in ICAR-NBAIR, Bengaluru, India. The species name refers to the shaded lateral sides of abdominal tergites of this new species.



*Pseudodendrothrips
umbrolateralis* Rachana, 2022

***Jammuthrips*
paikulensis Pal, Kumar,
Panjaliya & Tyagi. *Zootaxa*,
5175(3): 383–388, 2022**

The genus *Jammuthrips* and the species *Jammuthrips paikulensis* was described by Shash Pal, Vikas Kumar, Rakesh Kumar Panjaliya and Kaomud Tyagi based on a Holotype and six Paratypes collected from Doda, Paikul, Jammu and Kashmir. The type specimens have been deposited in NZC. The species is named after the type locality.



Jammuthrips paikulensis Pal *et al.*, 2022




The order Psocodea comprises of chewing and sucking lice (Phthiraptera), booklice and bark lice (Psocoptera). Earlier, Phthiraptera and Psocoptera have been treated as two separate insect Orders. Currently, based on morphological and molecular studies Phthiraptera is imbedded within the Psocoptera. Psocoptera, popularly known as Psocids are small, whitish or brownish, soft bodied, sub-globular, winged or wingless insects, with two or three segmented tarsi. They are gregarious in habit. In general, psocids have minimal economic or health implications for humans. On rare occasions, they may cause skin infections, allergies, and asthma in humans. Some of the psocid species serve as intermediate hosts for several cestodes, notably the sheep fringed tapeworm. Several psocids are pests that feed on stored products, causing harm to insect collections, herbaria, old books, and animal products. This year one new species from Tamil Nadu belonging to Psocoptera has been described.

Family: PSEUDOCAECILIIDAE

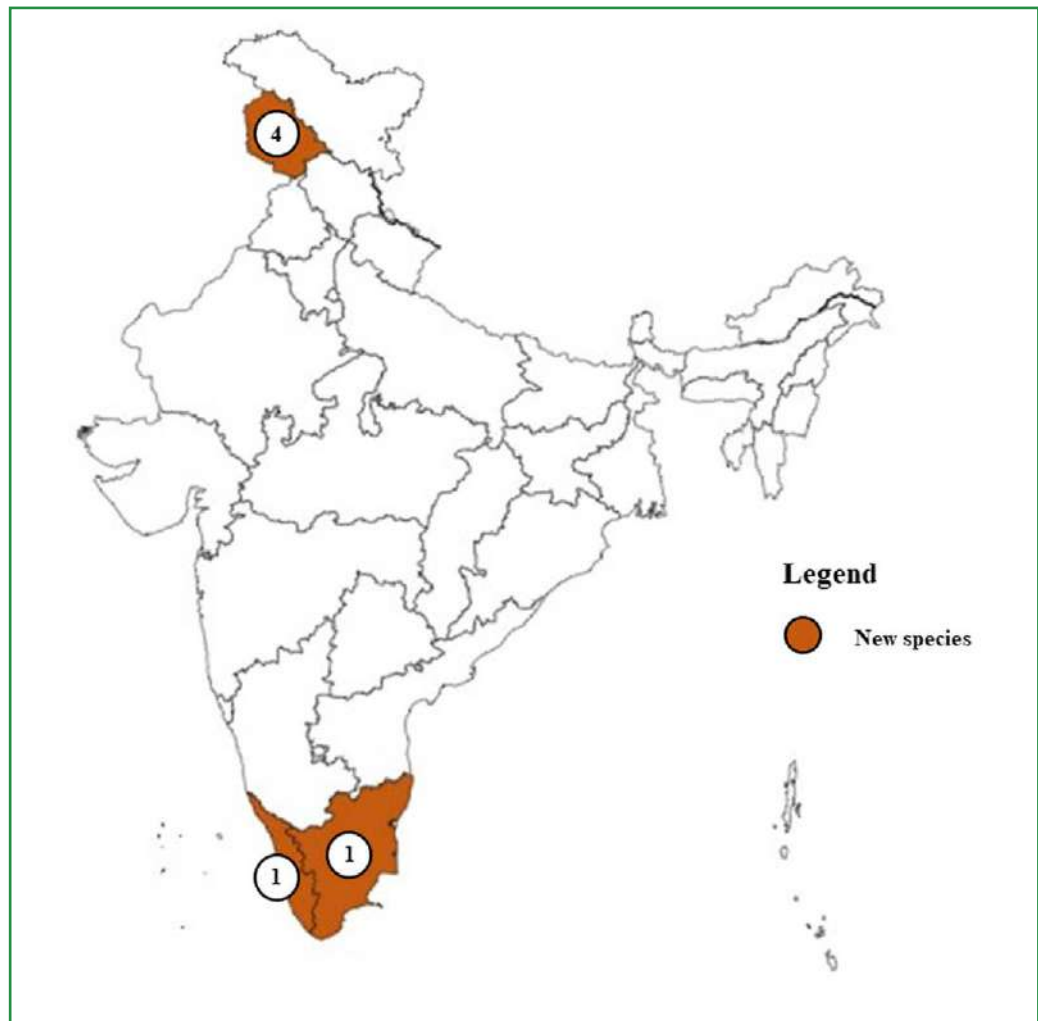
Genus: *Phallocaecilius* Lee & Thornton, 1967

***Phallocaecilius indicus* Ramesh,
Babu & Subramanian. *Revue suisse
de Zoologie*, 129(1): 51-57, 2022**

The species *Phallocaecilius indicus* was described by Gurusamy Ramesh, Rajappa Babu and Kumarapuram A. Subramanian based on a Holotype and 43 Paratypes collected from Agasthiyamalai Biosphere Reserve, Kalakkad-Mundanthurai Tiger Reserve, Ambasamudram Range, Kuthiraivetti (8.58790°N and 077.34141°E, 1231 m), Tirunelveli district, Tamil Nadu and other Paratypes collected from different localities of Kerala and Tamil Nadu. The type specimens have been deposited in ZSI-SRC and ZSI-WGRC. The species epithet refers to the country name India.



Phallocaecilius indicus Ramesh,
Babu & Subramanian, 2022



Among the orders of class Insecta, Orthoptera constitute one of the most diverse group and includes grasshoppers, locusts, katydids and crickets. They are easily encountered in field and identified by the presence of mandibulate mouth parts; large prothorax; usually enlarged hind legs which are modified for jumping; tarsi 3 to 4 segmented, rarely 5 or fewer than 3. The economic importance of Orthopteran insects has been recognized all over the world. Orthopterans are found almost in all terrestrial habitats. Most of them are active during the day and feed on vegetation but some are such as mole crickets spend most of their time in underground burrows. Species that change colour and behaviour at high population densities are called locusts. They form large swarms and cause serious economic damage. In agricultural fields, Orthopteran herbivores feed on crops as well as weeds. But, in non-agricultural ecosystems, they are helping in nutrient cycling, and liberating nitrogen and phosphorus from tree species. Four new species from Jammu and Kashmir and one species each from Kerala and Tamil Nadu, accounting to a total of six new species of Orthoptera have been described from India.

Family: GRYLLIDAE

Genus: *Indigryllus* Robillard & Jaiswara, 2019

***Indigryllus sagani* Jaiswara & Robillard. *Zootaxa*, 5205(6): 532–546, 2022**

The Species *Indigryllus sagani* was described by Ranjana Jaiswara, Sreebin S., Monaal and Tony Robillard based on a Holotype, Allotype and nine Paratypes collected from Kootappuna (12°17'03.0" N and 75°09'36.8" E, 19 m), Nileshwar, Kasargod, Kerala. The type specimens have been deposited in ZSI, Kolkata. The species is named after the American astronomer, Carl Edward Sagan in recognition of his significant contributions to scientific research.



Indigryllus sagani Jaiswara & Robillard, 2022

Family: TETRIGIDAE

Genus: *Dravidacris* Bhaskar & Kasalo, 2022:
NEW GENUS

***Dravidacris annamalaica* Bhaskar, Sankararaman & Kasalo. *Zootaxa*, 5196 (3): 420–432, 2022**

The genus *Dravidacris* and the species *Dravidacris annamalaica* was described by Dhaneesh Bhaskar, H. Sankararaman and Niko Kasalo, based on a Holotype collected from Annamalai Nagar, Chidambaram, Tamil Nadu, South India. The type specimen has been deposited in NCBS. The genus *Dravidacris* is named in honour of the “Dravidians” (linguistic group), a term collectively representing the people who live in the southern states of India. The specific epitheton refers to the Annamalai Nagar where the holotype was collected.



Dravidacris annamalaica Bhaskar, Sankararaman & Kasalo, 2022

Family: TETTIGONIIDAE

Genus: *Euconocephalus* Karny (1912)

***Euconocephalus farooqi* Shah & Usmani. *Zootaxa*, 5128 (2): 284–294, 2022**

The species *Euconocephalus farooqi* was described by Muzamil Syed Shah and Mohd Kamil Usmani based on a Holotype collected from Pulwama (33.8600 N and 74.8289°E), Kashmir, Jammu & Kashmir and one Paratype collected from Shopian (33.8600°N and 74.8289°E), Kashmir, Jammu & Kashmir. The type specimens have been deposited in the museum of Zoology Department, Aligarh Muslim University, Aligarh India.



Euconocephalus farooqi Shah & Usmani, 2022

Genus: *Platycleis* Fieber, 1853

***Platycleis rahmoiensis* Jaiswara, Shah, Ali, Kumar & Usmani. *Zootaxa*, 5100(1): 089–104, 2022**

The species *Platycleis rahmoiensis* was described by Ranjana Jaiswara, Muzamil Syed Shah, Ahsan Ali, Neelima R Kumar and Mohd Kamil Usmani based on a Holotype, Allotype and five Paratypes collected from Rahmoo, near Almond Orchid (33°51'36.0" N and 74°49'44.0" E, 1899 m), Pulwama, Kashmir, Jammu & Kashmir. The type specimens have been deposited in ZSI, Kolkata and AMU. The species is named after the Rahmoo village.



Platycleis rahmoiensis Jaiswara, Shah *et al.*, 2022

Genus: *Yalvaciana* (Çiplak, Heller & Demirsoy, 2002)

***Yalvaciana taylaniensis* Shah & Usmani. *Transactions American Entomological Society*, 148: 29 – 33, 2022**


The species *Yalvaciana taylaniensis* was described by Muzamil Syed Shah, Mudasir Ahmad Reshi, Afaq Ahmad Dar and Mohd Kamil Usmani based on a Holotype and Paratype collected from Pulwama, Tral (33.9342°N and 75.1137°E), Jammu & Kashmir. The type specimens have been deposited in the Museum of Zoology Department, Aligarh Muslim University, Aligarh. The name of the species is given after Mehmet Sait Taylan from Turkey who has major contribution on katydids.



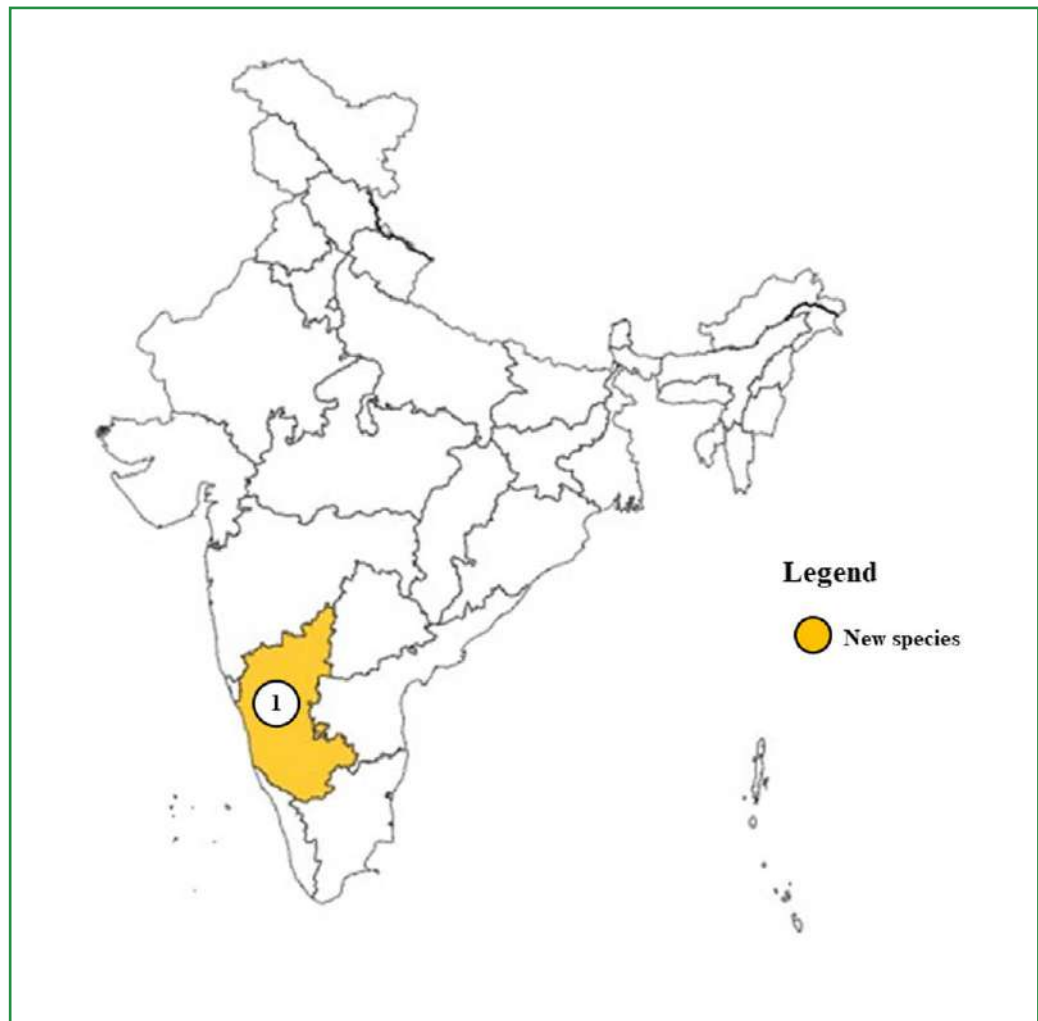
Yalvaciana taylaniensis Shah & Usmani, 2022

***Yalvaciana unal* Shah & Usmani. *Zootaxa*, 5092(3): 396–400, 2022**

The species *Yalvaciana unal* was described by Muzamil Syed Shah and Mohd Kamil Usmani based on a Holotype and four Paratypes collected from Shranz fall (34.0784°N and 74.3925° E), Baramulla, Jammu & Kashmir. The type specimens have been deposited in the Museum of Zoology Department, Aligarh Muslim University, Aligarh Uttar Pradesh, India. The name of the species is given after Mustafa Unal from Turkey who has major contribution on katydids.



Yalvaciana unal Shah & Usmani, 2022



The Dermaptera are a small order of insects, comprising of medium to small sized insects. They are commonly known as Earwigs. Their main characteristic features are three jointed tarsi, unsegmented, chitinous cerci or forceps present at the posterior end of the body and short tegmina incompletely covering hind wings. Earwigs are nocturnal in habits and they can be found in a variety of habitats throughout the world but more abundant in the tropical regions. Their habitats are under the dead and decaying bark, logs, debris, under stones on the sides of rivers, streams and mostly in wet places. Their feeding habit also varies depending on the species, most of the species feed on detritus and other plant material, whereas some are active predators with omnivorous feeding habits and a few are scavengers. A few epizoic species of earwigs are also reported from the vertebrate hosts. Earwigs do not have significant economic importance, but sometimes, if abundant, may damage a few ornamental plants by chewing their stamens and petals and also cause economic losses to fruit and vegetable crop as well. This year one new species of Dermaptera has been described from Karnataka, India.

Family: DIPLATYIDAE

Genus: *Diplatys* Audinet-Serville, 1831

***Diplatys sahyadriensis* Karthik, Kamimura & Kalleshwaraswamy.
ZooKeys, 1088: 53–64, 2022**

The species *Diplatys sahyadriensis* was described by Chikkabidare M. Karthik, Yoshitaka Kamimura and Chicknayakanahalli M. Kalleshwaraswamy based on a Holotype collected from Hosanagara-Shivamogga Road, Galigekola (13°59'52.854"N and 75°22'42.576"E), Karnataka. The type specimen has been deposited in the Insect Systematics and Vector Biology Laboratory, Department of Entomology, College of Agriculture, Keladi Shivappa Nayaka University of Agricultural and Horticultural Sciences, Shivamogga. The specific epithet sahyadriensis refers to the type locality.



Diplatys sahyadriensis Karthik, Kamimura & Kalleshwaraswamy, 2022



Praying mantids are an interesting group of carnivorous insects belonging to the order Mantodea (Insecta: Mantodea). Mantids are generally large, elongate, rather slow moving insects with bulging compound eyes, triangular head that can be rotated into 180° and raptorial forelegs with sharp spines. They are distributed in both tropical and temperate regions, from deserts to hills. Mantids are the “predatory specialists among the insects which prey upon both noxious and beneficial insects and act as a biological control agent. They either camouflage themselves or remain stationary, waiting for the prey to approach, capture and hold them with long, sharp spines on the raptorial legs. Large mantids sometimes eat smaller individuals of their own species as well as small vertebrates such as frogs, lizards and birds. One new species of Mantodea from Kerala has been described in 2022.

Family: HAANIIDAE

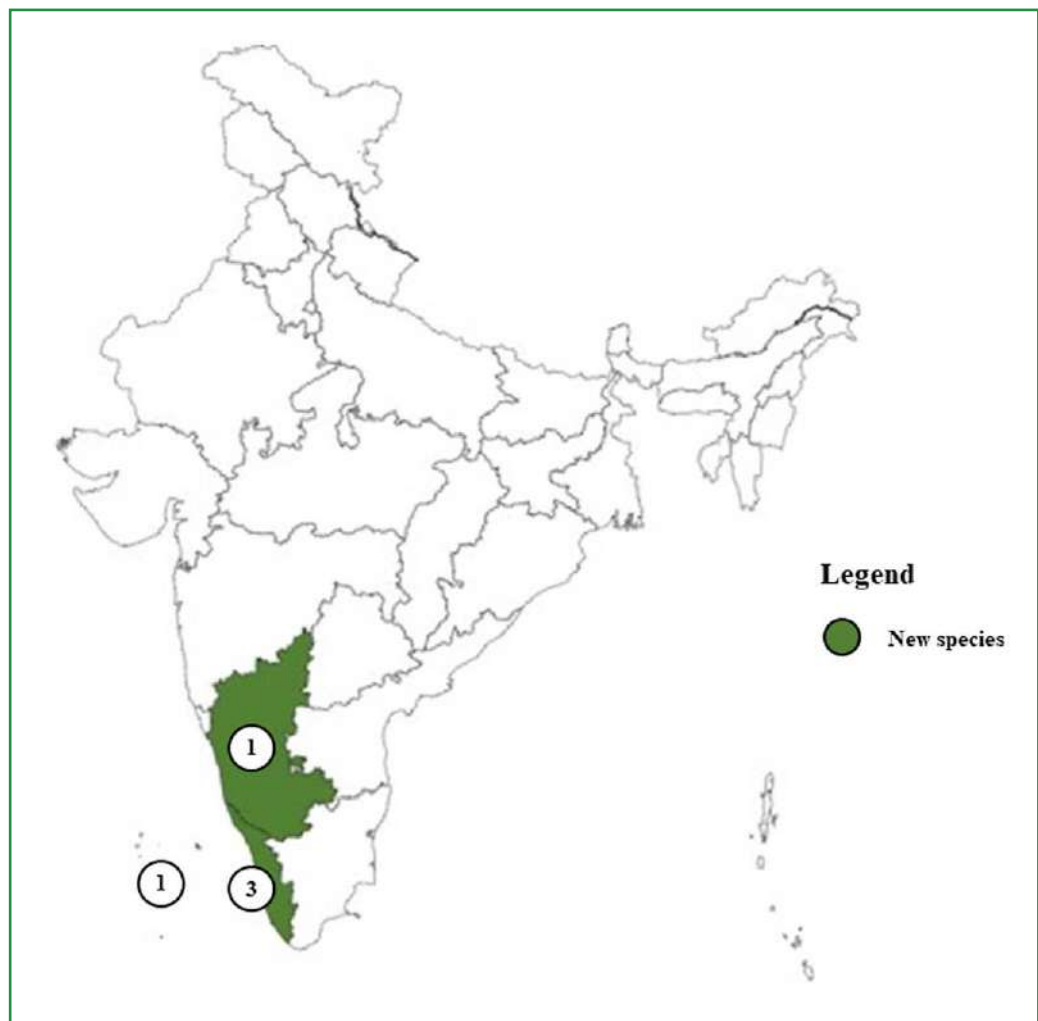
Genus: *Caliris* Giglio-Tos, 1915

***Caliris mukherjeei* Kamila & Sureshan. *Entomon*, 47(1): 89-102, 2022**

The species *Caliris mukherjeei* was described by A. P. Kamila and P.M. Sureshan based on a Holotype and one Paratype collected from Kaattadikunnu (9°19'16.4892"N and 77°7'30.4788"E, 1176 m), Goodrical range forest, Pathanamthitta district, Kerala. The type specimens have been deposited in ZSIK. This species is named after Tushar Kanti Mukherjee, in recognition of his valuable work on Indian Mantodea.



Caliris mukherjeei Kamila & Sureshan, 2022



Cockroaches are belonging to one of the oldest alive groups of insects. They are cosmopolitan, choosing warm and damp habitats. Auspiciously, only a few, nearly 1% of the known species are domiciliary pests of public health importance. While a few species are strictly phytophagous, the majority is omnivorous. They are unusually swift runners but poor in flight. However, it is imperative to note that most of the species of cockroaches do not have any implication in the transmission of diseases. The non-domiciliary roaches are encountered in a variety of habitats and niches. The members of this group have some economic and medical importance. There are a number of records that shows cockroaches causing damage to plants by eating their roots or flowers. The importance of cockroaches as vectors of vertebrates is well known. A total of five new species of Blattodea have been described from India: Kerala (3), Lakshadweep (1) and Karnataka (1).

Family: TERMITIDAE

Genus: *Amitermes* Silvestri, 1901

***Amitermes kavarattiensis*
Rituparna, Rajmohana &
Amina. *Oriental Insects*, DOI:
10.1080/00305316.2022.2076262**

The species *Amitermes kavarattiensis* was described by Rituparna Sengupta, Rajmohana Keloth, Amina Poovoli, Jayati Basak, Kaomud Tyagi and Priya Prasad based on a Holotype and 51 Paratypes collected from Kavaratti island (10°33'16.5" N and 72°37'56.9" E, 1.6 msl.), Lakshadweep. The type specimens have been deposited in NZC-ZSI. The species epithet 'kavarattiensis' refers to the type locality, Kavaratti, the capital of the Union territory of the Lakshadweep islands.



Amitermes kavarattiensis Rituparna, Rajmohana & Amina, 2022

Genus: *Ceylonitermellus* Emerson, 1960

***Ceylonitermellus sahyadriensis*
Ranjith & Kalleshwaraswamy.
Journal of Asia-Pacific Entomology,
[https://doi.org/10.1016/j.
aspen.2022.101903](https://doi.org/10.1016/j.aspen.2022.101903), 2022**

The species *Ceylonitermellus sahyadriensis* was described by M. Ranjith, C.M. Kalleshwaraswamy, K.J. Meghana and B. Santhrupthi based on a Holotype and Paratypes collected from Meppadi (11°33'53"N and 76°7'32"E 846 m), Wayanad, Kerala. The type specimens have been deposited in the Department of Agricultural Entomology, College of Agriculture, University of Agricultural and Horticultural Sciences, Navile, Shivamogga, Karnataka, India. The name sahyadriensis was taken from the name of Sahyadri, a synonym of the Western Ghats, where the specimens were collected.



Ceylonitermellus sahyadriensis Ranjith & Kalleshwaraswamy, 2022

Genus: *Rinacapritermes* Amina & Rajmohana, 2022: **NEW GENUS**

***Rinacapritermes abundans* Amina &
Rajmohana. *Zoosystema*, 44 (3): 109-
124, 2022**

The genus *Rinacapritermes* and the species *Rinacapritermes abundans* was described by Amina Poovoli, Rajmohana Keloth, K.P. based on a Holotype and 16 Paratypes collected from Kottayam, Changanasseri- Kadamanchira (9°35'29" N and 76°31'19" E), Kerala and 34 Paratypes collected from different localities of Kerala. The type specimens have been deposited in ZSIK. The species epithet name is derived from the latin term 'abundans' meaning abundant, as the population of the new species is seen to be abundant across the known range of distribution.



Rinacapritermes abundans Amina & Rajmohana, 2022

***Rinacapritermes silvius* Amina & Rajmohana. *Zoosystema*, 44 (3): 109-124, 2022**

The genus *Rinacapritermes* and the species *Rinacapritermes silvius* was described by Amina Poovoli, Rajmohana Keloth, K.P. based on a Holotype and 20 Paratypes collected from Urulanthanni, Thattekadu Bird Sanctuary (10°7'41" N and 76°45'18" E), Ernakulam, Kerala and Two two Paratypes collected from Idukki, Thekkady, in Periyar Tiger Reserve (9°27'43" N and 77°14'12" E), Kerala. The type specimens have been deposited in ZSIK. The species epithet name is derived from the latin term 'silvius' meaning forest as the new species was predominant in forested habitat.



Rinacapritermes silvius Amina & Rajmohana, 2022

Family: KALOTERMITIDAE

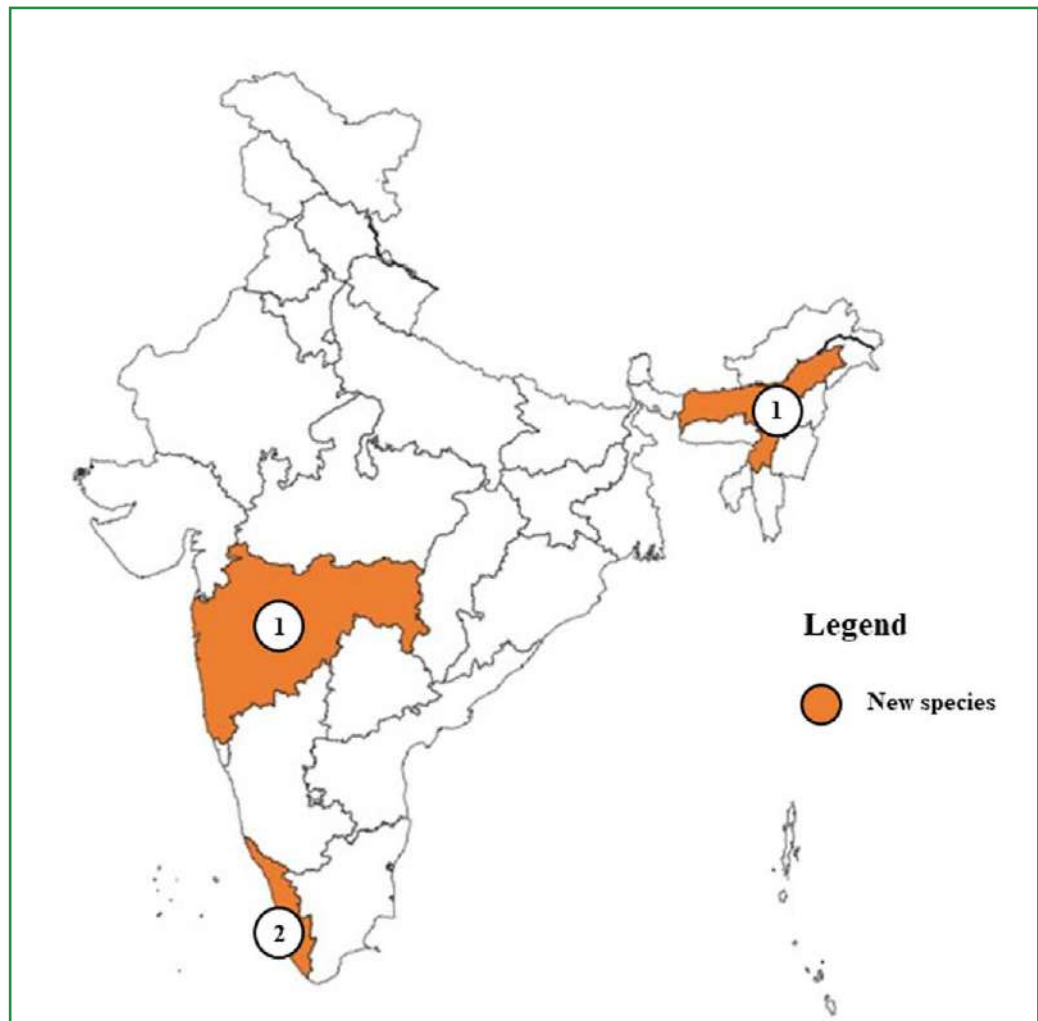
Genus: *Neotermes* Holmgren, 1911

***Neotermes viraktamathi* Ranjith & Kalleshwaraswamy. *ORIENTAL INSECTS*, <https://doi.org/10.1080/00305316.2021.2024464>, 2022**

The species *Neotermes viraktamathi* was described by Mannarakkoth Ranjith, Chicknayakanahalli M. Kalleshwaraswamy, Kolavalli J. Meghana, Sudhir Singh, Basrur Santhrupthi and Chikkabidare M. Karthik based on a Holotype and 64 Paratypes collected from Hebri-Karkala Rd. (13°26'34" N and 75°01'06" E), Karnataka. The type specimens have been deposited in NIM. The species is named in the honour of Professor Dr. C.A. Viraktamath, a renowned Indian entomologist and leafhopper taxonomist.



Neotermes viraktamathi Ranjith & Kalleshwaraswamy, 2022



The order Odonata commonly known as dragonflies and damselflies are among the most ancient winged insect found in all the continents except Antarctica. They are regarded as beneficial insects because they are predators throughout their life, mostly feeding on smaller insects. The presence of dragonflies and damselflies in the waterbodies indicate the health of the freshwater ecosystem and habitat quality. Odonates have a significant role in the wetland food chain. Adult odonates feed on mosquitoes, other blood sucking flies and also termites, small moths, etc. and play a significant role in controlling the populations of these harmful insects. Many species of odonates inhabiting in agro-ecosystems and acts as a biocontrol agent. Four new species of Odonata have been described from India this year: two from Kerala, one from Maharashtra and one from Assam.

Family: PLATYSTICTIDAE
Genus: *Protosticta* Selys, 1885

***Protosticta anamalaica* Sadasivan, Nair & Samuel. *Journal of Threatened Taxa*, 14(7): 21421–21431, 2022**

The species *Protosticta anamalaica* was described by Kalesh Sadasivan, Vinayan P. Nair and K. Abraham Samuel based on a Holotype and one Paratype collected from Ponmudi Hill, Peechi Wildlife Sanctuary, Thrissur district, Kerala. The type specimens currently with TORG collections. The species is named 'anamalaica' after the Anamalai hills, on which lies Peechi Wildlife Sanctuary, the type locality.



Protosticta anamalaica Sadasivan, Nair & Samuel, 2022

***Protosticta francyi* Sadasivan, Vibhu, Nair & Palot. *ENTOMON*, 47(3): 265–278, 2022**

The species *Protosticta francyi* was described by Vibhu Vijayakumaran, Vinayan P Nair, K. Abraham Samuel, Muhamed Jafer Palot and Kalesh Sadasivan based on a Holotype and three Paratypes collected from Elapeedikka, Kanichar, Near Aaralam Wildlife Sanctuary, Kannur district, Kerala. The type specimens have been deposited in the National Centre for Biological Sciences, Bengaluru, Zoological Survey of India (ZSI), Pune, Maharashtra and ZSIK. The species is named after Dr. Francy K. Kakkassery (Retired Professor of Zoology, St. Thomas College, Thrissur), the pioneer in odonate studies in Kerala.



Protosticta francyi Sadasivan, Vibhu, Nair & Palot, 2022

Family: GOMPHIDAE
Genus: *Burmagomphus* Williamson, 1907

***Burmagomphus chaukulensis* Joshi, Ogale & Sawant. *Zootaxa*, 5133(3): 413–430, 2022**

The species *Burmagomphus chaukulensis* was described by Shantanu Joshi, Dattaprasad Sawant, Hemant Ogale and Krushnamegh Kunte based on a Holotype and four Paratypes collected from Cement Sakaw (15.9193N and 74.0259E), Chaukul, Sawantwadi Taluka, Sindhudurg district, Maharashtra and one Paratype collected from Mulwand (15.9860N and 74.0300E, 690 m), Sawantwadi, Sindhudurg, Maharashtra. The type specimens have been deposited in the Biodiversity Lab Research Collections, NCBS. The species epithet is derived from the type.



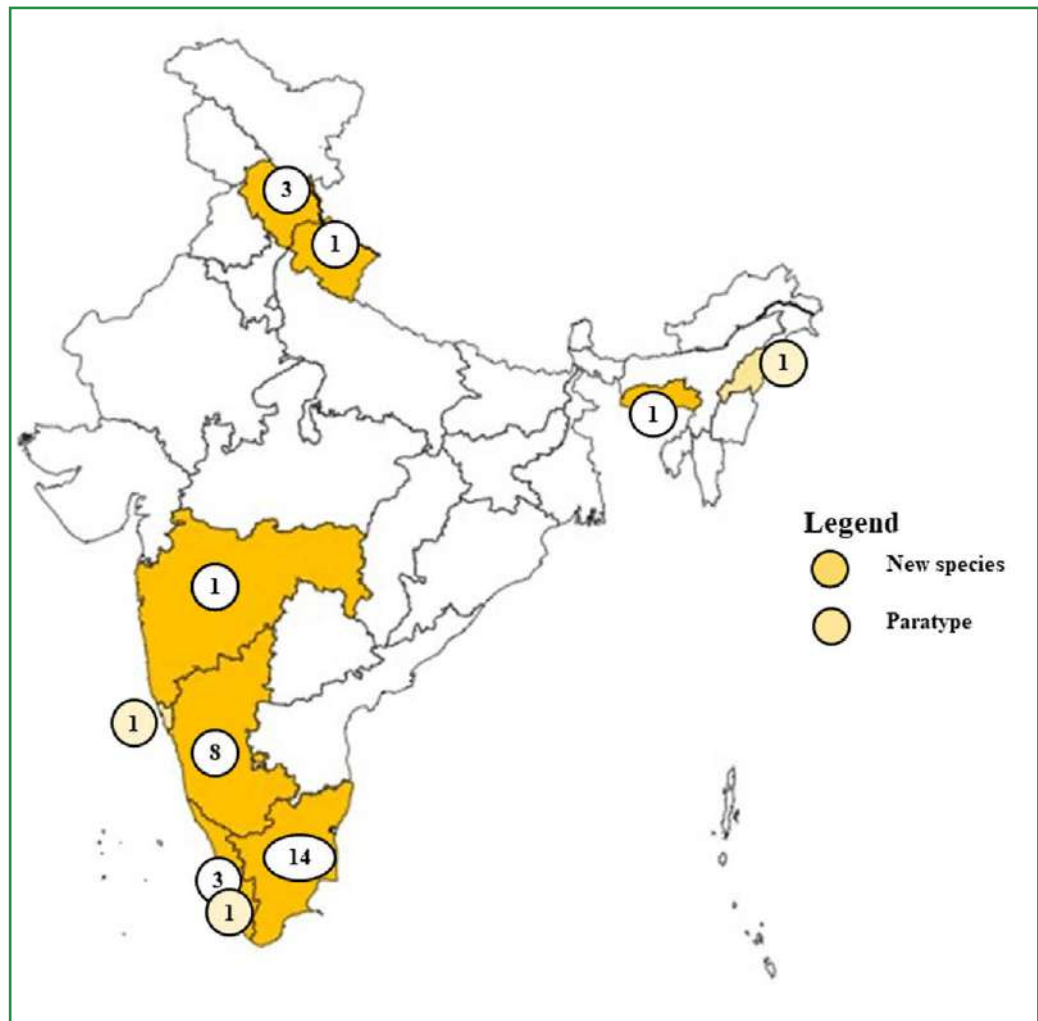
Burmagomphus chaukulensis Joshi, Ogale & Sawant, 2022

***Platygomphus benritarum* Joshi. *International Journal of Odonatology*, 25: 62-71, 2022**

The species *Platygomphus benritarum* was described by Shantanu Joshi based on a Holotype collected from Rudra Padh Temple on the bank of Brahmaputra River (N26.6158 and E92.7711, 64 m), Tezpur, Assam. The type specimen has been deposited in the Research Collections, NCBS. The species is named in honor of Monisha “Ben” Behal (founder, North East Network), and Rita Banerji (founder, Green Hub) for their pioneering work across two decades.



Platygomphus benritarum Joshi, 2022



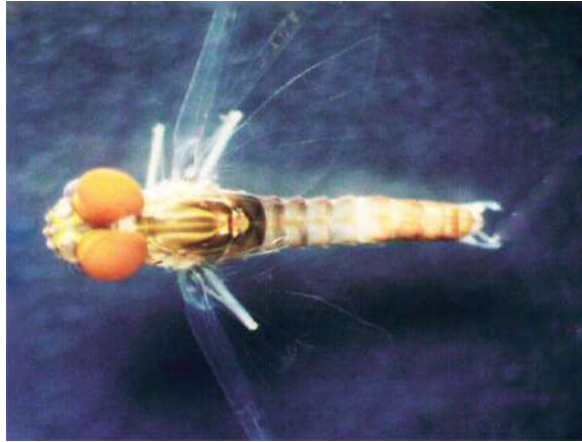
The order Ephemeroptera is popularly known as mayflies. They are the most primitive extant order of insects. The larvae are aquatic and adults are terrestrial with a very short lifespan. The larvae prefer well oxygenated pristine waters to complete its life stage. Hence, they are widely used as reliable indicators of water quality. The morphology and feeding behaviour of larval mayflies differ across species. The subimago stage between the mature larva and imago is unique among insects. The adults are non-feeding and they swarm, mate, lay eggs and die within a day or two after emergence. The mayflies are important prey of fishes, aquatic birds and other aquatic invertebrates. Being sensitive to water quality, they are widely used in biomonitoring. A total of 31 new species of Ephemeroptera have been described from India: Tamil Nadu (14), Karnataka (8), Himachal Pradesh (3), Kerala (3), Maharashtra (1), Meghalaya (1) and Uttarakhand (1).

Family: BAETIDAE

Genus: *Cheleocloeon* Wuillot & Gillies 1993

Cheleocloeon vaigaiensis
Sivaruban, Srinivasan, Barathy,
Isack & Kluge. *Zootaxa*,
5209(3): 339–352, 2022

The species *Cheleocloeon vaigaiensis* was described by T. Sivaruban, Pandiarajan Srinivasan, S. Barathy, Rajasekaran Isack and Nikita Kluge based on a Holotype and seven Paratypes collected from river Vaigai, Madurai, Tamil Nadu. The type specimens have been deposited in the AMC. The new species is named after the river Vaigai; in which it was collected.

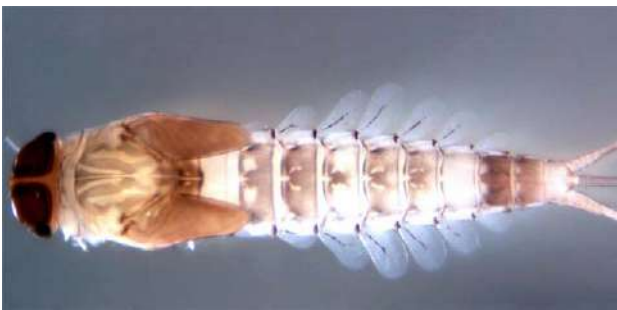


Cheleocloeon vaigaiensis Sivaruban *et al.*, 2022

Genus: *Labiobaetis* Novikova & Kluge, 1987

Labiobaetis davamanii Sivaruban,
Srinivasan, Barathy & Isack. *AQUATIC*
***INSECTS*, [https://doi.org/10.1080/01](https://doi.org/10.1080/01650424.2022.2070217)**
650424.2022.2070217, 2022

The species *Labiobaetis davamanii* was described by T. Sivaruban, Pandiarajan Srinivasan, S. Barathy and Rajasekaran Isack based on a Holotype and eight Paratypes collected from Manikyan kada falls, (10°29.83'N and 78°23.40'E, 386 m), Natham district, Tamil Nadu. The type specimens have been deposited in the AMC. The new species is named in honour of Dr M. Davamani Christober, the Principal and Secretary of the American College, Madurai for his constant support to carry out our research work.



Labiobaetis davamanii
Sivaruban *et al.*, 2022

Genus: *Nigrobaetis* Novikova & Kluge, 1987

Nigrobaetis klugei Sivaruban,
Srinivasan, Barathy & Isack. *Zootaxa*,
5091(1): 182–190, 2022

The species *Nigrobaetis klugei* was described by T. Sivaruban, Pandiarajan Srinivasan, S. Barathy and Rajasekaran Isack based on a Holotype and 12 Paratypes collected from Sastha falls (9°41'50"N and 77°40'15"E, 195 m), Rajapalayam district, Tamil Nadu. The type specimens have been deposited in the ZSI-SRC and AMC. The new species is named after Dr. N. J. Kluge, for his outstanding contribution to mayfly systematics and phylogeny.



Nigrobaetis klugei Sivaruban *et al.*, 2022

Genus: *Procloeon* Bengtsson, 1915

***Procloeon (Procloeon) kottagudiensis* Muthukatturaja & Balasubramanian. *Zootaxa*, 5094(2): 321–330, 2022**

The species *Procloeon (Procloeon) kottagudiensis* was described by Marimuthu Muthukatturaja and Chellaiah Balasubramanian based on a Holotype and two Paratypes collected from Kottagudi stream (10°04'576"N and 77°15'1100"E, 800 m asl), Kuragani, Theni district, Tamil Nadu. The type specimens have been deposited in the ZSI-SRC. The new species is named after the type locality, Kottagudi stream, Theni District, where the new species was collected.



Procloeon (Procloeon) kottagudiensis Muthukatturaja & Balasubramanian, 2022

Genus: *Tenuibaetis* Kang & Yang 1994

***Tenuibaetis himani* Kubendran, Vasanth & Subramanian. *Zootaxa*, 5196 (4): 511–534, 2022**

The species *Tenuibaetis himani* was described by T. Kubendran, M. Vasanth, K. A. Subramanian, Jean-Luc Gattolliat, C. Selvakumar, Fatima Jabeen and Bikramjit Sinha based on a Holotype and three Paratypes collected from Sangla Valley (31°25'09"N and 78°16'07"E, 2600 m), Baspa River, Kinnaur district, Himachal Pradesh. The type specimens have been deposited in the ZSI-HARC. The new species is named after the type locality located near snow (Himani meaning snow in Hindi), in the state of Himachal Pradesh, India.



Tenuibaetis himani Kubendran, Vasanth & Subramanian, 2022

***Tenuibaetis kangi* Kubendran, Vasanth & Subramanian. *Zootaxa*, 5196 (4): 511–534, 2022**

The species *Tenuibaetis kangi* was described by T. Kubendran, M. Vasanth, K. A. Subramanian, Jean-Luc Gattolliat, C. Selvakumar, Fatima Jabeen and Bikramjit Sinha based on a Holotype and 20 Paratypes collected from Baijnath, tributary of Beas River (32°01'27"N and 76°23'28" E, 998 m.), Kangra district, Himachal Pradesh. The type specimens have been deposited in the ZSI-HARC. The new species is named after Dr. Kang (Japan), who has first established the genus *Tenuibaetis*.



Tenuibaetis kangi Kubendran, Vasanth & Subramanian, 2022

Family: CAENIDAE

Genus: *Clypeocaenis* Soldán, 1978

***Clypeocaenis malzacheri* Srinivasan, Sivaruban, Barathy, Isack & Jacobus. *Zootaxa*, 5091(3): 467-476, 2022**

The species *Clypeocaenis malzacheri* was described by Pandiarajan Srinivasan, T. Sivaruban, S. Barathy, Rajasekaran Isack and Luke M. Jacobus based on a Holotype and seven Paratypes collected from Kottakudi River (10°08'09"N and 77°25'52"E, 632 m), Kurangani, Theni district, Tamil Nadu. The type specimens have been deposited in ZSI-SRC and AMC. The species is named after Dr. Peter Malzacher (Ludwigsburg, Germany), in honor of his dedication to caenid mayflies.



Clypeocaenis malzacheri Srinivasan et al., 2022

Family: LEPTOPHLEBIIDAE

Genus: *Choroerpes* Eaton, 1881

***Choroerpes (Choroerpes) girigangaensis* Kubendran & Vasanth. *Rec. zool. Surv. India*, 122(3): 237–245, 2022**

The species *Choroerpes (Choroerpes) girigangaensis* was described by T. Kubendran, M. Vasanth, K. A. Subramanian, C. Selvakumar, Fatima Jabeen and K. G. Sivaramakrishnan based on a Holotype and four Paratypes collected from Sirmour, Giri Ganga River, Giripul (31.11872N and 77.53689E, 1600 m), Himachal Pradesh. The type specimens have been deposited in ZSI-HARC. This species is named after the type locality of Giri Ganga River, Sirmour district, Himachal Pradesh, India.



Choroerpes (Choroerpes) girigangaensis
Kubendran & Vasanth, 2022

***Choroerpes (Choroerpes) kumaradhara* Muthukatturaja & Balasubramanian. *Zootaxa*, 5128: 142-150, 2022**

The species *Choroerpes (Choroerpes) kumaradhara* was described by Marimuthu Muthukatturaja and Chellaiah Balasubramanian based on a Holotype and five Paratypes collected from Kumaradhara River, Kulkunda (12.680771°N and 75.603596°E, 148 m asl), Dakshina Kannada district, Karnataka. The type specimens have been deposited in ZSI-SRC. The new species is named after the type locality: Kumaradhara River, Dakshina Kannada district, Karnataka.



Choroerpes (Choroerpes) kumaradhara
Muthukatturaja & Balasubramanian, 2022

***Choroterpes (Euthraulus) angustifolius* Kluge, Srinivasan, Vasanth, Sivaruban, Barathy & Isack, *Zootaxa*, 5181(1): 001–085, 2022**

The species *Choroterpes (Euthraulus) angustifolius* was described by Nikita Kluge, Pandiarajan Srinivasan, M. Vasanth, T. Sivaruban, S. Barathy and Rajasekaran Isack based on a Holotype and 15 Paratypes collected from, border of Shivamogga and Udipi districts near Agumbe and Nadpal, Karnataka. The type specimens have been deposited in ZIN. The species name is derived from «angustus» (Lat.)—narrow, and «folium» (Lat.)—leaf; allusion of especially narrow dorsal and ventral lamellae of tergalii II–VII.



Choroterpes (Euthraulus) angustifolius
Kluge et al., 2022

***Choroterpes (Euthraulus) armillatus* Kluge, Srinivasan, Vasanth, Sivaruban, Barathy & Isack, *Zootaxa*, 5181(1): 001–085, 2022**

The species *Choroterpes (Euthraulus) armillatus* was described by Nikita Kluge, Pandiarajan Srinivasan, M. Vasanth, T. Sivaruban, S. Barathy and Rajasekaran Isack based on a Holotype and 11 Paratypes collected from border of Shivamogga and Udipi districts near Agumbe and Nadpal, Karnataka. The type specimens have been deposited in ZIN.



Choroterpes (Euthraulus) armillatus
Kluge et al., 2022

***Choroterpes (Euthraulus) atelobranchis* Kluge, Srinivasan, Vasanth, Sivaruban, Barathy & Isack, *Zootaxa*, 5181(1): 001–085, 2022**

The species *Choroterpes (Euthraulus) atelobranchis* was described by Nikita Kluge, Pandiarajan Srinivasan, M. Vasanth, T. Sivaruban, S. Barathy and Rajasekaran Isack based on a Holotype and 15 Paratypes collected from Veerapandi River, Theni district, Tamil Nadu. The type specimens have been deposited in AMC.



Choroterpes (Euthraulus) atelobranchis Kluge et al., 2022

***Choro terpes (Euthraul us) latus*
Kluge, Srinivasan, Vasanth,
Sivaruban, Barathy & Isack,
Zootaxa, 5181(1): 001–085,
2022**

The species *Choro terpes (Euthraul us) latus* was described by Nikita Kluge, Pandiarajan Srinivasan, M. Vasanth, T. Sivaruban, S. Barathy and Rajasekaran Isack based on a Holotype and 24 Paratypes collected from Madurai, river Vaigai. The type specimens have been deposited in ZIN.



Choro terpes (Euthraul us) latus Kluge et al., 2022

***Choro terpes (Euthraul us) unicolor*
Kluge, Srinivasan, Vasanth,
Sivaruban, Barathy & Isack, *Zootaxa*,
5181(1): 001–085, 2022**

The species *Choro terpes (Euthraul us) unicolor* was described by Nikita Kluge, Pandiarajan Srinivasan, M. Vasanth, T. Sivaruban, S. Barathy and Rajasekaran Isack based on a Holotype and 12 Paratypes collected from, border of Shivamogga and Udupi districts near Agumbe and Nadpal, Karnataka. The type specimens have been deposited in ZIN. The species name is derived from allusion of uniform coloration of larval abdominal cuticle and nearly uniform hypodermal coloration of larval, subimaginal and imaginal abdomen.



Choro terpes (Euthraul us) unicolor Kluge et al., 2022

Genus: *Ghatula* Kluge, Vasanth,
Balasubramanian & Sivaramakrishnan, 2022
NEW GENUS

***Ghatula rufa* Kluge, Vasanth,
Balasubramanian &
Sivaramakrishnan. *Zootaxa*, 5212(1):
001–140, 2022**

The genus *Ghatula* and the species *Ghatula rufa* was described by Nikita J. Kluge, M. Vasanth, C. Balasubramanian and K.G. Sivaramakrishnan based on a Holotype and Paratypes collected from border of Shivamogga and Udupi districts near Agumbe and Someswar, Karnataka. The type specimens have been deposited in ZIN. The genus name is formed from the name of mountain system Western Ghats. The species name is allusion to the reddish-yellowish coloration of imago and yellowish coloration of larva.



Ghatula rufa Kluge, Vasanth et al.,
2022

***Ghatula quadrimaculata* Kluge, Vasanth, Balasubramanian & Sivaramakrishnan. *Zootaxa*, 5212(1): 001–140, 2022**

The genus *Ghatula* and the species *Ghatula quadrimaculata* was described by Nikita J. Kluge, M. Vasanth, C. Balasubramanian and K.G. Sivaramakrishnan based on a Holotype collected from Tirunelveli district, Upper kodayar, Nandu stream (8°31'49.1"N and 77°21'32.4"E, 1273 m), Tamil Nadu and 22 Paratypes collected from different localities of Tirunelveli district, Tamil Nadu. The type specimens have been deposited in ZSI-SRC. The species name is allusion to the presence of four brown maculae on abdominal terga of larva and presumably in the winged stages as well.



Ghatula quadrimaculata Kluge et al., 2022

Genus: *Indialis* Peters & Edmunds, 1970

***Indialis thirparapensis* Muthukatturaja & Balasubramanian. *Journal of Asia-Pacific Entomology*, <https://doi.org/10.1016/j.aspen.2021.101850>, 2022**

The species *Indialis thirparapensis* was described by Marimuthu Muthukatturaja and Chellaiah Balasubramanian based on a Holotype and 20 Paratypes collected from Thirparappu falls, Thirparappu (08.387345°N and 77.260773°E, 35 m asl), Kanyakumari district, Tamil Nadu. The type specimens have been deposited in ZSI-SRC. The species name thirparapensis refers to the locality name, Thirparappu, Tamil nadu, India where this new species was collected.



Indialis thirparapensis Muthukatturaja & Balasubramanian, 2022

***Indialis payaswini* Muthukatturaja & Balasubramanian. *Journal of Asia-Pacific Entomology*, <https://doi.org/10.1016/j.aspen.2021.101850>, 2022**

The species *Indialis payaswini* was described by Marimuthu Muthukatturaja and Chellaiah Balasubramanian based on a Holotype and 27 Paratypes collected from Payaswini river (12°29'0.47"N and 75°33'0.32"E, 152 m asl), Kodagu district, Karnataka. The type specimens have been deposited in ZSI-SRC. The species name payaswini refers to the locality name, river Payaswini, Karnataka, India where this new species was collected.



Indialis payaswini Muthukatturaja & Balasubramanian, 2022

***Indialis kannani* Muthukatturaja & Balasubramanian. *Journal of Asia-Pacific Entomology*, <https://doi.org/10.1016/j.aspen.2021.101850>, 2022**

The species *Indialis kannani* was described by Marimuthu Muthukatturaja and Chellaiah Balasubramanian based on a Holotype and five Paratypes collected from Kallar River, Kallar (08.711879°N and 77.128637°E, 839 m asl), Trivandrum district, Kerala. The type specimens have been deposited in ZSI-SRC. The species is named kannani in honor of Karumuttu T. Kannan, the President, Thiagarajar College, Madurai.



Indialis kannani Muthukatturaja & Balasubramanian, 2022

***Indialis kodagi* Muthukatturaja & Balasubramanian. *Journal of Asia-Pacific Entomology*, <https://doi.org/10.1016/j.aspen.2021.101850>, 2022**

The species *Indialis kodagi* was described by Marimuthu Muthukatturaja and Chellaiah Balasubramanian based on a Holotype and five Paratypes collected from river Kavery, Napoklu (12.3140985°N and 75.6983046°E, 872 m asl), Kodagu district, Karnataka. The type specimens have been deposited in ZSI-SRC. The species name kodagi refers to the locality name, Kodagu mountain form where river Cauvery originates, Kodagu district, Karnataka, India where this new species was collected.



Indialis kodagi Muthukatturaja & Balasubramanian, 2022

Genus: *Megaglana* Peters & Edmunds, 1970

***Megaglana sivarubani* Srinivasan & Isack. *Zootaxa*, 5138(1): 083–088, 2022**

The species *Megaglana sivarubani* was described by Pandiarajan Srinivasan and Rajasekaran Isack based on a Holotype and four Paratypes collected from Puliuthu falls (10°03'16"N and 77°27'29"E, 1230 m), Bodimettu, Theni district, Tamil Nadu. The type specimens have been deposited in AMC. The species name is named after Prof. T. Sivaruban (The American College, Madurai), who contributed much to the knowledge of mayfly's taxonomy in Southern India.



Megaglana sivarubani Srinivasan & Isack, 2022

Genus: *Petersula* Sivaramakrishnan 1984

***Petersula heptagenoides* Kluge, Vasanth, Balasubramanian & Sivaramakrishnan. *Zootaxa*, 5212(1): 001–140, 2022**

The species *Petersula heptagenoides* was described by Nikita J. Kluge, M. Vasanth, C. Balasubramanian and K.G. Sivaramakrishnan based on a Holotype collected from border of Shivamogga and Udupi districts near Agumbe and Someswar, Karnataka and Paratypes collected from different localities of Karnataka, Kerala and Goa state. The type specimens have been deposited in ZIN, ZSI-SRC and ZMTC.



Petersula heptagenoides Kluge et al., 2022

***Thraululus amravati* Vasanth, Subramanian & Selvakumar. *Rec. zool. Surv. India*, 122(2): 125-151, 2022**

The species *Thraululus amravati* was described by M. Vasanth, K. A. Subramanian, C. Selvakumar and K. G. Sivaramakrishnan based on a Holotype collected from Semadoh village (21.505018°N and 077.218003°E, 443 m), Melghat Tiger Reserve Forest, Amravati district, Maharashtra. The type specimen has been deposited in ZSI-SRC. The species is named after Amravati, a district of Maharashtra, India, where the type locality is situated.



Thraululus amravati Vasanth, Subramanian & Selvakumar, 2022

Genus: *Thraululus* Eaton, 1881

***Thraululus cuspidatus* Vasanth, Subramanian & Selvakumar. *Rec. zool. Surv. India*, 122(2): 125-151, 2022**

The species *Thraululus cuspidatus* was described by M. Vasanth, K. A. Subramanian, C. Selvakumar and K. G. Sivaramakrishnan based on a Holotype and two Paratypes collected from Thalaiyoothu stream near Sengaltheri (08.53699°N and 077.45233°E, 894 m), Kalakkad, Tirunelveli district, Tamil Nadu. The type specimens have been deposited in ZSI-SRC. The species epithet is a Latin adjective, cuspidate, meaning cuspid-like shape of the anterior margin of the labrum.



Thraululus cuspidatus Vasanth, Subramanian & Selvakumar, 2022

***Thraulus jacobusi* Isack, Srinivasan, Sivaruban & Barathy. *Aquatic insects*, <https://doi.org/10.1080/01650424.2022.2096241>, 2022**

The species *Thraulus jacobusi* was described by Rajasekaran Isack, Pandiarajan Srinivasan, T. Sivaruban and S. Barathy based on a Holotype and three Paratypes collected from Veerapandi River (9°96.63'N and 77°43.53'E, 308 m), Theni district, Tamil Nadu. The type specimens have been deposited in AMC. This species is dedicated to Dr Luke M. Jacobus for his outstanding contribution to the taxonomy of Ephemeroptera.



Thraulus jacobusi Isack et al., 2022

***Thraulus malabarensis* Vasanth, Subramanian & Selvakumar. *Rec. zool. Surv. India*, 122(2): 125-151, 2022**

The species *Thraulus malabarensis* was described by M. Vasanth, K. A. Subramanian, C. Selvakumar and K. G. Sivaramakrishnan based on a Holotype and five Paratypes collected from Aralam WLS (11.92121°N and 075.79362°E, 79.6 m), Cheenkanni Puzha, Kannur district, Kerala and five Paratypes collected from Aralam WLS (11.97621°N and 075.82514°E, 122 m), Paripputhode, Kannur district, Kerala. The type specimens have been deposited in ZSI-SRC. The species named after the old, popular name of North Kerala.



Thraulus malabarensis Vasanth, Subramanian & Selvakumar, 2022

***Thraulus plumeus* Selvakumar, Vasanth & Subramanian. *Rec. zool. Surv. India*, 122(2): 125-151, 2022**

The species *Thraulus plumeus* was described by M. Vasanth, K. A. Subramanian, C. Selvakumar and K. G. Sivaramakrishnan based on a Holotype collected from Daidung Village Pool (25.33547N and 92.61981E, 1079 m), East Jaintia Hills, Meghalaya and six Paratypes collected from different localities of Meghalaya and Nagaland. The type specimens have been deposited in ZSI-CEL. The species epithet is a Latin adjective and means feathery. It refers to the feather-like setae on the hind tibia.



Thraulus plumeus Selvakumar, Vasanth & Subramanian, 2022

***Thraulus vellimalaiensis* Vasanth,
Subramanian & Selvakumar. *Rec.
zool. Surv. India*, 122(2): 125-151,
2022**

The species *Thraulus vellimalaiensis* was described by M. Vasanth, K. A. Subramanian, C. Selvakumar and K. G. Sivaramakrishnan based on a Holotype and one Paratype collected from Bommiyamman River, near Bommarajapuram (09.61906°N and 077.40639°E, 768 m), Megamalai WLS, Vellimalai, Theni, Tamil Nadu and two Paratypes collected from Charlimedu stream, near the Moolavaigai River, (09.58504°N and 077.41904°E, 716 m), Theni, Megamalai WLS, Vellimalai, Tamil Nadu. The type specimens have been deposited in ZSI-SRC. The species named after the type locality of Vellimalai, Megamalai WLS, Theni District, Tamil Nadu, India.



Thraulus vellimalaiensis Vasanth,
Subramanian & Selvakumar, 2022

Family: TELOGANODIDAE
Genus: *Dudgeodes* Sartori, 2008

***Dudgeodes selvakumari* Martynov
& Palatov. *ZooKeys*, 1113: 167–197,
2022**

The species *Dudgeodes selvakumari* was described by Alexander V. Martynov, T. Sivaruban, Dmitry M. Palatov, Pandiarajan Srinivasan, S. Barathy, Rajasekaran Isack and Michel Sartori based on a Holotype and 42 Paratypes collected from left tributary of Kosi River (29.4732°N and 79.1640°E, 430 m a.s.l.), vicinity of Garjiya village, unnamed river, Mailani Range, Uttarakhand. The type specimens have been deposited in NMNH-NASU and MZL. The new species is named in honour of Dr C. Selvakumar of India, who contributed significantly to the study of mayflies in India.

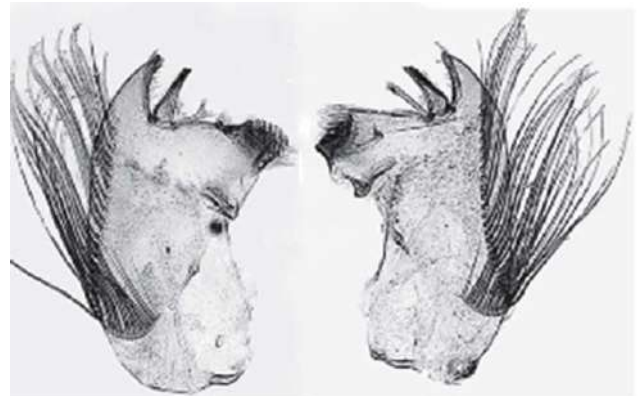


Dudgeodes selvakumari Martynov & Palatov, 2022

Family: TRICORYTHIDAE
Genus: *Sparsorythus* Sroka & Soldán, 2008

***Sparsorythus chitturensis*
Muthukatturaja & Balasubramanian.
J. ent. Res., 46(3): 656-659, 2022**

The species *Sparsorythus chitturensis* was described by Marimuthu Muthukatturaja and Chellaiah Balasubramanian based on a Holotype and five Paratypes collected from Chittur, Bharathapuzha river, (10.543190°N and 76.136630°E, 41 m.), Palakkad district, Kerala. The type specimens have been deposited in ZMTC. The new species *chitturensis* refers to the locality Chittur, Palakkad district, where the new species was collected.



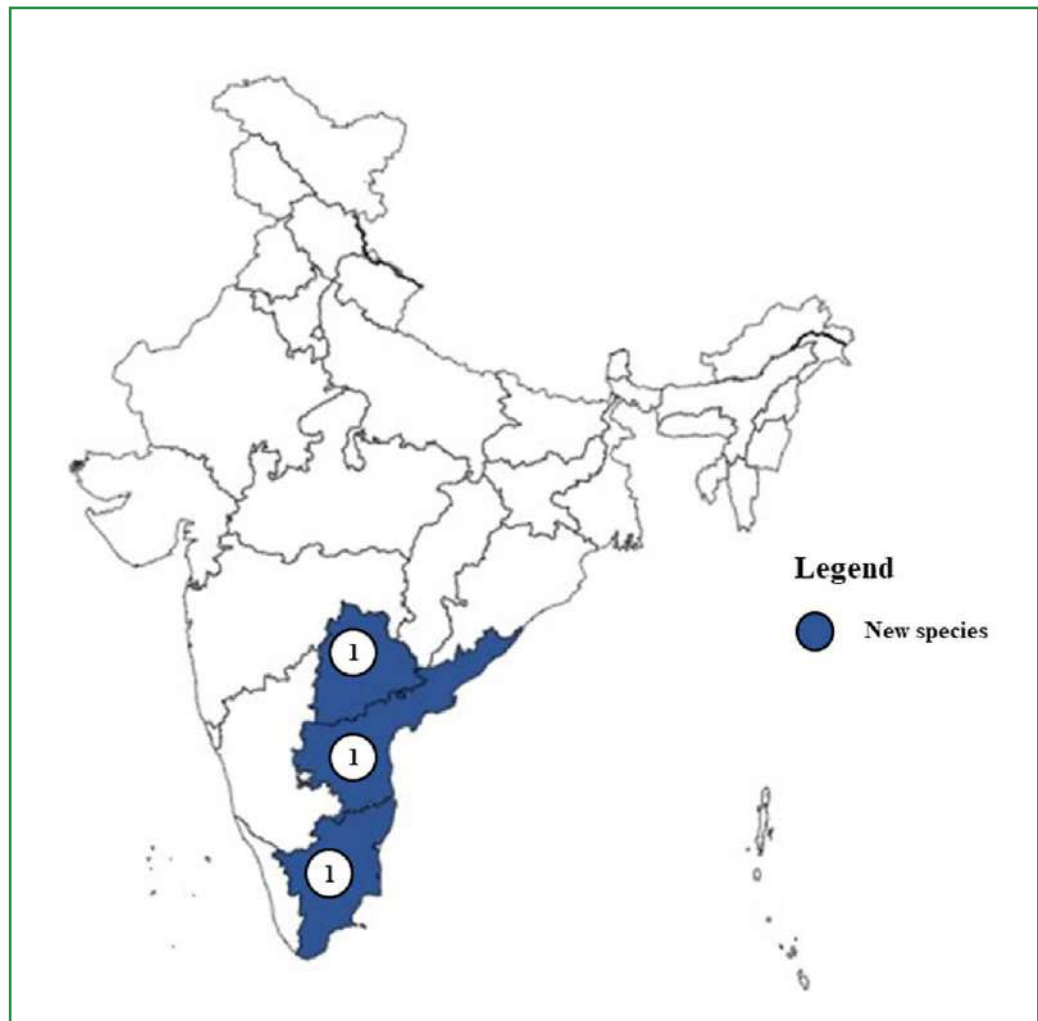
Sparsorythus chitturensis Muthukatturaja &
Balasubramanian, 2022

***Tricorythus meenakshi*
Srinivasan, Sivaruban,
Barathy & Isack. *Zootaxa*,
DOI: 10.11646/
Zootaxa.5222.4.3, 2022**

The species *Tricorythus meenakshi* was described by Pandirajan Srinivasan, T. Sivaruban, S. Barathy and Rajasekaran Isack based on a Holotype and 20 Paratypes collected from Vaigai River, Madurai, Tamil Nadu. The type specimens have been deposited in AMC. The species name “meenakshi” refers to the prestigious Meenakshi Amman temple which is the pride of Madurai city, where the new species was collected.



Tricorythus meenakshi Srinivasan *et al.*, 2022



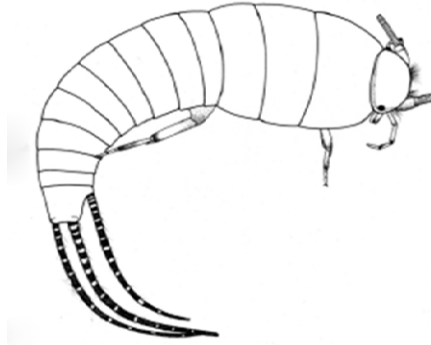
Zygentoma are small, soft bodied, mostly scaled, wingless insects. Due to the silvery scales on their bodies, these are also known as Silverfish and some species are considered as serious house hold and library pest. Their body length is up to 1 centimetre, and they are easily distinguishable from other closely related orders by long, many segmented antennae, 2 anal cerci, a single median telson projecting posterior from the terminal part of abdomen. Zygentoma have thread like long antennae, many segmented, compound eyes present or absent, abdomen 11 segmented ending in 3 long “bristles”. These free-living forms are found in the forest floor, in the nests of ants and termites, under bark of trees, under rocks, wooden furniture, library shelf and books. This year three new species of Zygentoma have been described from India, one each from Andhra Pradesh, Tamil Nadu and Telanagana.

Family: LEPISMATIDAE

Genus: *Ctenolepisma* Escherich, 1905

***Ctenolepisma (Ctenolepisma) amrabadense* Hazra, Jana & Mandal. *Rec. zool. Surv. India*, 122(2): 117–124, 2022**

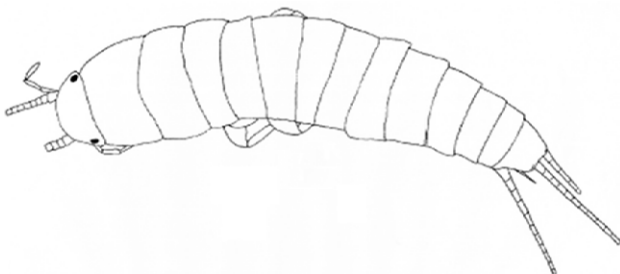
The species *Ctenolepisma (Ctenolepisma) amrabadense* was described by Ashis Kumar Hazra, Debanjan Jana and Guru Pada Mandal based on a Holotype and eight Paratypes collected from Maddimadugu (16°52'19"N and 79°28'61"E), Amrabad Tiger Reserve, Nagarkurnool district, Telangana. The type specimens have been deposited in NZC-ZSI. The species is named after the name of the locality Amrabad Tiger Reserve, Telangana, South India, which is the type locality.



Ctenolepisma (Ctenolepisma) amrabadense
Hazra, Jana & Mandal, 2022

***Ctenolepisma (Ctenolepisma) udumalpetense* Hazra, Jana, Mandal & Baltanás. *Zootaxa*, 5222(1): 059–068**

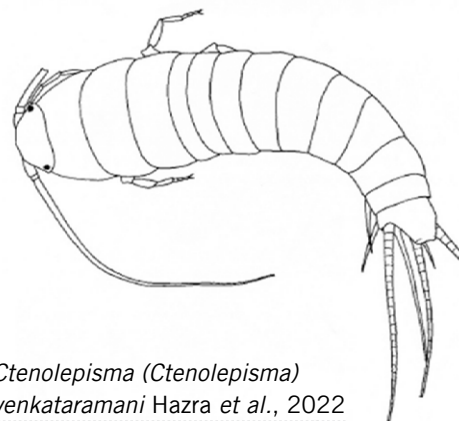
The species *Ctenolepisma (Ctenolepisma) udumalpetense* was described by Ashis Kumar Hazra, Debanjan Jana, Guru Pada Mandal and Rafael Molero-Baltanás based on a Holotype and 22 Paratypes collected from Forest floor beside Trimurti dam (10°29'11" N and 77°9'46" E), Udumalpet, Tiruppur district, Tamil Nadu. The type specimens have been deposited in Zoological Survey of India, Kolkata. The species is named after the name of the locality Udumalpet, Tiruppur district, Tamil Nadu, India, which is the type locality.



Ctenolepisma (Ctenolepisma) udumalpetense
Hazra, 2022

***Ctenolepisma (Ctenolepisma) venkataramani* Hazra, Jana, Mandal & Baltanás. *Zootaxa*, 5222(1): 059–068**

The species *Ctenolepisma (Ctenolepisma) venkataramani* was described by Ashis Kumar Hazra, Debanjan Jana, Guru Pada Mandal and Rafael Molero-Baltanás based on a Holotype and nine Paratypes collected from leaf litter near the East Thiopathak Waterfalls (13°45'4"N and 79°20'16" E), Sri Venkateshwara National Park, Andhra Pradesh. The type specimens have been deposited in Zoological Survey of India, Kolkata. The species is named after Dr. K. Venkataraman, former Director of Zoological Survey of India, Kolkata for inspiration to explore the Indian Zygentoma.



Ctenolepisma (Ctenolepisma) venkataramani Hazra et al., 2022



Collembolans are small wingless soft-bodied hexapods measuring usually between 0.2 mm - 6 mm in length possessing a spring like jumping organ, the furcula, underneath the 4th abdominal segment. Mouthparts entognathous, principally adapted for biting; antennae usually four segmented. Compound eyes present or absent. Abdomen six segmented. The presence of antennae and absence of cerci distinguishes them from the other entognathous hexapods. Collophore is underneath the 1st abdominal segment which is associated with fluid uptake, balance, excretion, orientation etc. These insects are one of the most predominant mesofauna found in soil, litter and dampy places of forests, caves, mountains and deserts. Such diverse niche selection makes species richness high which is often neglected due to poor investigation and deficit taxonomic data. Two new species of Collembola have been described from Tamil Nadu, India.

Family: ONYCHIURIDAE

Genus: *Protaphorura* Absolon, 1901

***Protaphorura sholai* Thunnisa, Arbea & Sanil. *Zootaxa*, 5182(5): 448–464, 2022**

The species *Protaphorura sholai* was described by Abu Muhsina Thunnisa, Javier Ignacio Arbea, Nallathambi Sumithra, Guru Pada Mandal and Raveendranathanpillai Sanil based on a Holotype and three Paratypes collected from the Nilgiris, Pykara, shola soil, Western Ghats, Tamil Nadu and eight Paratypes collected from Nilgiri, Lovedale, shola soil and Nellakottai, bamboo leaf litter, Western Ghats, Tamil Nadu. The type specimens have been deposited in ZSI, Kolkata, MBL and MNCN. The name of the new species refers to “shola”, the local name for the tropical montane forest found in the higher montane regions of South India.

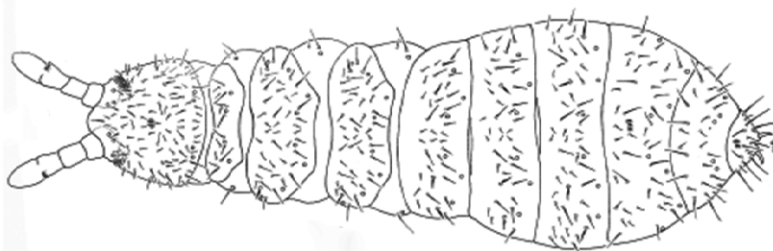


Protaphorura sholai Thunnisa, Arbea & Sanil, 2022

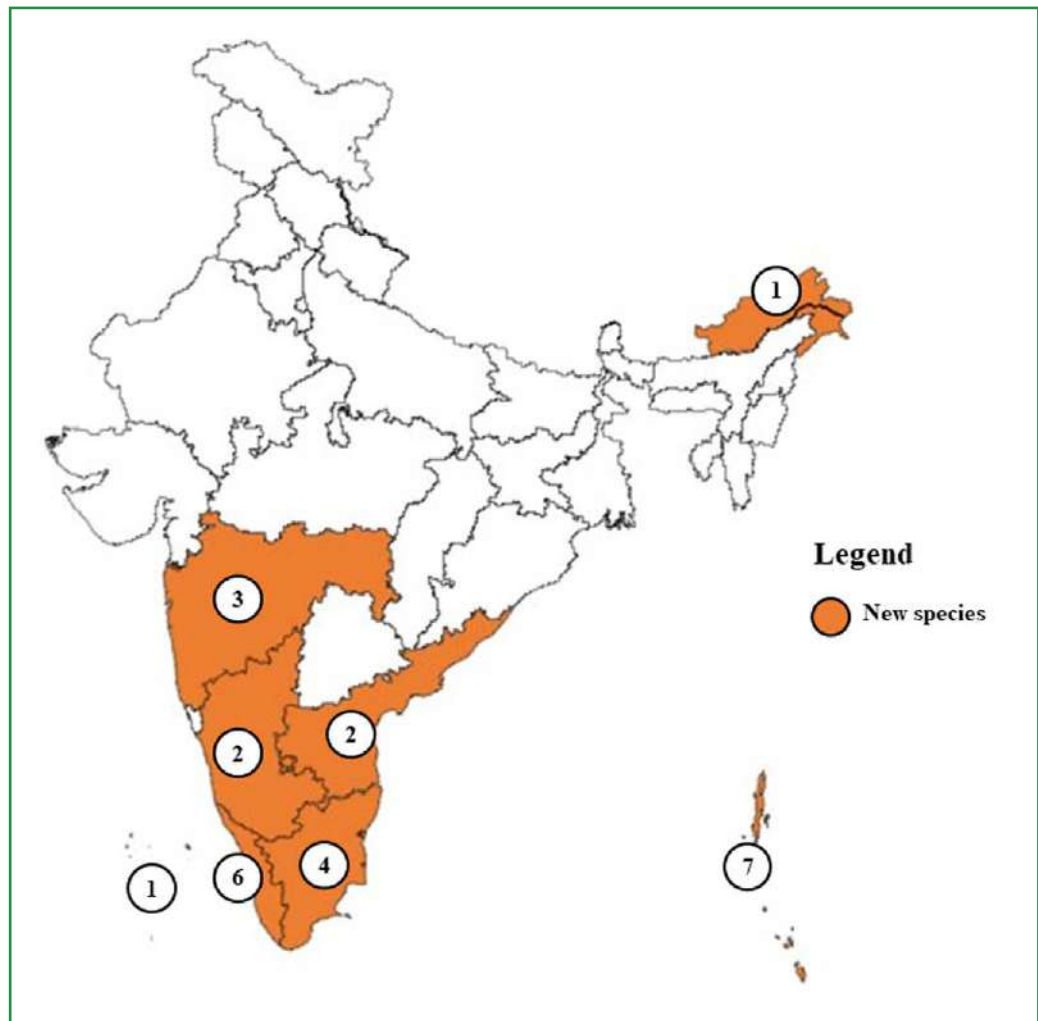
Genus: *Thalassaphorura* Bagnall, 1949

***Thalassaphorura udhagaiensis* Thunnisa, Arbea & Sanil. *Zootaxa*, 5182(5): 448–464, 2022**

The species *Thalassaphorura udhagaiensis* was described by Abu Muhsina Thunnisa, Javier Ignacio Arbea, Nallathambi Sumithra, Guru Pada Mandal and Raveendranathanpillai Sanil based on a Holotype and 12 Paratypes collected from the Nilgiris, Udhagamandalam, Tamil Nadu. The type specimens have been deposited in ZSI, Kolkata, MBL and MNCN. The new species is named after type locality, Udhagamandalam, abbreviated as Udhagai.



Thalassaphorura udhagaiensis Thunnisa, Arbea & Sanil, 2022



Crustaceans include the popularly known animals like prawns, shrimps, crabs, hermit crabs, woodlice, fice-lice, barnacles, lobsters as well as many planktonic forms like cladocerans, copepods, ostracods, mysids, cumaceans, tanaiidaeceans, lucifers etc. It is one of the major suphylum under phylum Arthropoda with a maximum number of aquatic forms and is more diverse in shape and size. The significance of crustaceans is immense and highly varied. They are ecologically valuable, commercially important, and even used as aesthetic animals, as fish bait and in traditional medicine. Crustaceans are ecologically important in food chain as scavengers and in beach bio-turbation, while most cirripeds act as bio-foulers and bio-indicators of heavy metals. Limnorids and sphaeromatids often cause damage to wooden structures and live mangroves. A total of 26 new species of Crustacea have been described from the various states of India: Andaman & Nicobar Islands (7), Kerala (6), Tamil Nadu (4), Maharashtra (3), Andhra Pradesh (2), Karnataka (2), Arunachal Pradesh (1) and Lakshadweep (1).

Class: MALACOSTRACA
Order: AMPHIPODA
Family: HYALIDAE
Genus: *Protohyale* Bousfield & Hendrycks, 2002

***Protohyale covelongensis* Raut,
Prakash, Arjunan & Kumar.
Zootaxa, 5205(6): 563–574, 2022**

The species *Protohyale covelongensis* was described by Shrutika Raut, Sanjeevi Prakash, Vinuganesh Arjunan and Amit Kumar based on a Holotype and six Paratypes collected from Covelong (12°47'09.6"N and 80°15'19.0"E), Chennai. The type specimens have been deposited in ZSI-MBRC. The new species has been honored in the name of the type locality of the species, Covelong.



Protohyale covelongensis Raut et al., 2022

Order: DECAPODA
Family: AXIIDAE
Genus: *Guyanacaris* K. Sakai, 2011

***Guyanacaris keralam* Padate, Cubelo
& Takeda. *Zootaxa*, 5093(2): 195–
217, 2022**

The species *Guyanacaris keralam* was described by Vinay P. Padate, Sherine Sonia Cubelio and Masatsune Takeda based on a Holotype collected from Arabian Sea, FORVSS station 31810 (12.10°N and 74.32°E, 316–326 m), west off Kasaragod, Kerala. The type specimen has been deposited in CMLRE. The species name is derived from the vernacular Malayalam word “Keralam” denoting the southwestern Indian state of Kerala.



Guyanacaris keralam Padate, Cubelo
& Takeda, 2022

Family: GALATHEIDAE
Genus: *Galathea* Fabricius, 1793

***Galathea nicobarica* Tiwari, Padate,
Cubelio & Osawa. *Zootaxa*, 5219(2):
175–184**

The species *Galathea nicobarica* was described by Shivam Tiwari, Vinay P. Padate, Sherine Sonia Cubelio and Masayuki Osawa based on a Holotype collected from FORVSS stn. 3341105 (9.24°N and 92.92°E, 315 m), off Car Nicobar Island, Andaman Sea. The type specimen has been deposited in CMLRE. The species name is derived from the type locality.



Galathea nicobarica Tiwari et al.,
2022

***Galathea tirmiziae* Tiwari, Padate, Cubelio & Osawa. *Zootaxa*, 5219(2): 175–184**

The species *Galathea tirmiziae* was described by Shivam Tiwari, Vinay P. Padate, Sherine Sonia Cubelio and Masayuki Osawa based on a Holotype collected from FORVSS stn. 38806 (10.72°N and 92.7°E, 53 m), off Little Andaman Island, Andaman Sea. The type specimen has been deposited in CMLRE. The species name honours the eminent crustacean taxonomist, Nasima Masoom Tirmizi, for her great contribution to the taxonomy of anomuran crustaceans in the Indian Ocean.



Galathea tirmiziae Tiwari et al., 2022

Family: GECARCINUCIDAE

Genus: *Barusa* Pati & Yeo, 2022: **NEW GENUS**

***Barusa gracillima* Pati & Yeo. *Journal of Crustacean Biology*, 42(1): 1-27, 2022.**

The genus *Barusa* and the species *Barusa gracillima* was described by Sameer K. Pati and Darren C.J. Yeo based on a Holotype and two Paratypes collected from Navaja Tunnel (17.449°N and 73.705°E, 808 m), Koyna Wildlife Sanctuary, Satara district, Maharashtra, three Paratypes collected from Navaja Waterfall (17.428°N and 73.728°E, 652 m) and one Paratype collected from Ghatmatha (17.393°N and 73.668°E, 721 m), Koyna Wildlife Sanctuary, Satara district, Maharashtra. The type specimens have been deposited in ZSI-WRC. The species name, *gracillima*, is from the Latin word for 'most slender,' which refers to the most slender male first gonopod among congeners.



Barusa gracillima Pati & Yeo, 2022

***Barusa obesa* Pati & Yeo. *Journal of Crustacean Biology*, 42(1): 1-27, 2022.**

The genus *Barusa* and the species *Barusa obesa* was described by Sameer K. Pati and Darren C.J. Yeo based on a Holotype and one Paratype collected from Bhuibawada (16.563°N and 73.832°E, 504 m), near Gaganbawada, Sindhudurg district, Maharashtra, two Paratypes collected from Gaganbawada (16.533°N and 73.829°E, 501 m), Kolhapur district and four Paratypes collected from Gagangiri Mountain (16.542°N and 73.824°E, 595 m), Kolhapur district, Maharashtra. The type specimens have been deposited in ZSI-WRC. The specific epithet, *obesa*, from the Latin for 'stout,' refers to the stout male first gonopod of the crab.




Barusa obesa Pati & Yeo, 2022

Genus: *Barytelphusa* Alcock, 1909

***Barytelphusa choprai* Mandal,
Mitra, Laskar, Adimalla & Jaiswal.
Crustaceana, 95(1) 45-63: 2022**

The species *Barytelphusa choprai* was described by Sudipta Mandal, Santanu Mitra, Boni A. Laskar, Harikumar Adimalla and Deepa Jaiswal based on a Holotype collected from a small stream flowing into Forebay Dam (17.8565°N and 81.7072°E), Lower Sileru, East Godavari district, Andhra Pradesh and 121 Paratypes collected from different localities of East Godavari district, Andhra Pradesh. The type specimens have been deposited in ZSI-FBRC. The species is named in honour of Dr. B. N. Chopra, eminent Indian taxonomist and former Director of the Zoological Survey of India.



Barytelphusa choprai Mandal et al., 2022

***Barytelphusa inflata* Pati & Yeo.
Journal of Crustacean Biology, 42(1):
1-27, 2022.**

The species *Barytelphusa inflata* was described by Sameer K. Pati, Sudipta Mandal and Deepa Jaiswal based on a Holotype from Karlachavhal (16.058°N and 73.531° E, 145 m), on Malvan-Kasal road, Sindhudurg district, Maharashtra. The type specimen has been deposited in ZSI-FBRC. The specific epithet, *inflata*, is derived from the Latin word for 'inflated,' referring to the swollen carapace of the crab.



Barytelphusa inflata Pati & Yeo, 2022

Genus: *Ghatiana* Pati & Sharma, 2014

***Ghatiana divarna* Pati, Thackeray,
Bajantri & Hedge. *Nauplius*, 30:
e2022019, 2022**

The species *Ghatiana divarna* was described by Sameer K. Pati, Tejas Thackeray, Parashuram Prabhu Bajantri and Gopalkrishna Dattatraya Hegde based on a Holotype and five Paratypes collected from Bare (14.801°N and 74.486°E, 656 m), Uttara Kannada district, Karnataka. The type specimens have been deposited in ZSI-WRC. The specific epithet, *divarna*, is derived from the Sanskrit for 'bicolor', referring to the crab's colour in life, which mainly consists of two colours (white and red-violet).




Ghatiana divarna Pati et al., 2022

Genus: *Pavizham* Raj, Kumar & Ng, 2022: **NEW GENUS**

***Pavizham gavi* Raj, Kumar & Ng. *Zoological Studies*, doi:10.6620/ZS.2022.61-49, 2022**

The genus *Pavizham* and the species *Pavizham gavi* was described by Smrithy Raj, Appukuttannair Biju Kumar and Peter K. L. Ng based on a Holotype collected from a waterfall near Gavi (9.421056°N and 77.162659°E), Pathanamthitta district, Kerala. The type specimen has been deposited in DABFUK. The species name is derived from the collection locality “gavi” in the southern Western Ghats where the species was collected. The name is used as a noun in apposition.



Pavizham gavi Raj, Kumar & Ng, 2022

Genus: *Rajathelphusa* Raj, Kumar & Ng, 2021

***Rajathelphusa brunnea* Raj, Kumar & Ng. *Zoological Studies*, doi:10.6620/ZS.2022.61-49, 2022**

The species *Rajathelphusa brunnea* was described by Smrithy Raj, Appukuttannair Biju Kumar and Peter K. L. Ng based on a Holotype and six Paratypes collected from a Mattupetty, Idukki, Kerala. The type specimens have been deposited in DABFUK. The name is derived from the Latin for dark brown, alluding to the overall dark colour of the new species alive.



Rajathelphusa brunnea Raj, Kumar & Ng, 2022

Genus: *Spiralothelphusa* Bott, 1968

***Spiralothelphusa andhra* Pati, Mandal & Jaiswal. *European Journal of Taxonomy*, 798: 1–29, 2022**

The species *Spiralothelphusa andhra* was described by Sameer K. Pati, Sudipta Mandal and Deepa Jaiswal based on a Holotype collected from Penna River, near Sangam dam (14.579°N and 79.487° E, 56 m), Sri Potti Sri ramulu Nellore district, Andhra Pradesh and three Paratypes collected from different localities of Sri Potti Sri ramulu Nellore district, Andhra Pradesh. The type specimens have been deposited in ZSI-FBRC. The species name is after the Andhra Pradesh State of India.



Spiralothelphusa andhra Pati, Mandal & Jaiswal, 2022

Family: MUNIDIDAE

Genus: *Paramunida* Baba, 1988

***Paramunida travancorica* Tiwari, Padate, Cubelio & Osawa. *Journal of the Marine Biological Association of the United Kingdom*, <https://doi.org/10.1017/S0025315422000753>, 2022**

The species *Paramunida travancorica* was described by Shivam Tiwari, Vinay P. Padate, Sherine Sonia Cubelio and Masayuki Osawa based on a Holotype and one Paratype collected from south-eastern Arabian Sea, off Tamil Nadu, FORVSS station 39632 (7.01°N and 77.32°E). The type specimens have been deposited in CMLRE. The species is named after the erstwhile princely state of Travancore (located in southern Kerala). The species name is after the Andhra Pradesh State of India.



Paramunida travancorica Tiwari et al., 2022

Genus: *Raymunida* Macpherson & Machordom, 2000

***Raymunida shraddhanandi* Tiwari, Padate, Cubelio & Osawa. *Journal of Natural History*, 56(41-44): 1819-1839, 2022**

The species *Raymunida shraddhanandi* was described by Shivam Tiwari, Vinay P. Padate, Sherine Sonia Cubelio and Masayuki Osawa based on a Holotype and one Paratype collected from FORVSS stn. 38806 (10.72°N and 92.7°E, 53 m), off Little Andaman Island, Andaman Sea. The type specimens have been deposited in CMLRE. The species is named in honour of the Swami Shraddhanand College, University of Delhi.



Raymunida shraddhanandi Tiwari et al., 2022

Genus: *Trapezionida* Macpherson & Baba in Machordom et al., 2022: **NEW GENUS**

***Trapezionida samudrika* Tiwari, Padate, Cubelio & Osawa. *Journal of the Marine Biological Association of the United Kingdom*, <https://doi.org/10.1017/S0025315422000753>, 2022**

The genus *Trapezionida* and the species *Trapezionida samudrika* was described by Shivam Tiwari, Vinay P. Padate, Sherine Sonia Cubelio and Masayuki Osawa based on a Holotype collected from south-eastern Arabian Sea, off Kerala, FORVSS station 39622 (8.56°N and 78.33°E) and three Paratypes collected from Bay of Bengal, off Puducherry, FORVSS station 23630 (11.99°N and 80.08°E). The type specimens have been deposited in CMLRE. The species is named after the ancient Indian science of physiognomy or observation of facial characters.



Trapezionida samudrika Tiwari et al., 2022

Family: MUNIDOPSIDAE
Genus: *Munidopsis* Whiteaves, 1874

***Munidopsis bengala* Tiwari, Padate, Cubelio & Osawa. *Journal of Natural History*, 56(41-44): 1819-1839, 2022**

The species *Munidopsis bengala* was described by Shivam Tiwari, Vinay P. Padate, Sherine Sonia Cubelio and Masayuki Osawa based on a Holotype collected from FORVSS stn. 346 (11.03°N and 80.26°E, 524 m), south-western Bay of Bengal, off Tranquebar, Tamil Nadu. The type specimen has been deposited in CMLRE. The species name is derived from the type locality, the Bay of Bengal.



Munidopsis bengala Tiwari et al., 2022

***Munidopsis bhavasagara* Tiwari, Padate, Cubelio & Osawa. *Journal of the Marine Biological Association of the United Kingdom*, <https://doi.org/10.1017/S0025315422000753>, 2022**

The species *Munidopsis bhavasagara* was described by Shivam Tiwari, Vinay P. Padate, Sherine Sonia Cubelio and Masayuki Osawa based on a Holotype collected from south-eastern Arabian Sea, off Kerala, FORVSS station 32118 (8.42°N and 75.92°E). The type specimen has been deposited in CMLRE. This species is named after 'Bhavasagara', the recently established Referral Centre at the Centre for Marine Living Resources and Ecology, Kochi.



Munidopsis bhavasagara Tiwari et al., 2022

***Munidopsis kadal* Tiwari, Padate, Cubelio & Osawa. *Journal of Natural History*, 56(41-44): 1819-1839, 2022**

The species *Munidopsis kadal* was described by Shivam Tiwari, Vinay P. Padate, Sherine Sonia Cubelio and Masayuki Osawa based on a Holotype collected from FORVSS stn. 341106 (10.99°N and 74.98°E, 1018 m), south-eastern Arabian Sea, off Kerala. The type specimen has been deposited in CMLRE. The species name is derived from the Malayalam word for 'sea'.



Munidopsis kadal Tiwari et al., 2022

Family: PALAEMONIDAE

Genus: *Actinimenes* Đuriš & Horká, 2017

***Actinimenes koyas* Paramasivam,
Dhinakaran, Ajith Kumar & Lal.
Nauplius, 30: e2022008, 2022**

The species *Actinimenes koyas* was described by Purushothaman Paramasivam, A. Dhinakaran, T. T. Ajith Kumar and Kuldeep K. Lal based on a Holotype and one Paratype collected from Agatti Island (10°49'13" N and 72°10'07" E), Lakshadweep and 15 Paratypes collected from different localities of Agatti Island, Lakshadweep. The type specimens have been deposited in ICAR-NBFG. The present species is named "Koyas" to honor the local community at Lakshadweep.



Actinimenes koyas Paramasivam et al., 2022

Genus: *Macrobrachium* Spence Bate, 1868

***Macrobrachium irwini* Kunjulakshmi,
Santos & Prakash. *Zootaxa*. 5194 (3):
416–425**

The species *Macrobrachium irwini* was described by K. Kunjulakshmi, Maclean Antony Santos S. Prakash based on a Holotype and two Paratypes collected from Nandhini River at Kateel (13°0'44"N and 77°32'10"E), Karnataka. The type specimens have been deposited in ZSI-SRC. The new species has been honoured in the name of Stephen Robert Irwin (also Steve Irwin), nicknamed 'The Crocodile Hunter'.



Macrobrachium irwini Kunjulakshmi, Santos & Prakash, 2022

Family: POTAMIDAE

Genus: *Gurumon* Pati, 2022: **NEW GENUS**

***Gurumon gurumayum* Pati.
European Journal of Taxonomy, 847:
28–45, 2022**

The genus *Gurumon* and the species *Gurumon gurumayum* was described by Sameer K. Pati based on a Holotype and four Paratypes collected from Mehao Wildlife Sanctuary (28.233°N and 95.909°E, 2473 m), Mayodia, Lower Dibang Valley district, Arunachal Pradesh. The type specimens have been deposited in ZSI-WRC. The species epithet is the family name of Dr Shantabala Devi Gurumayum, an Indian zoologist who kindly collected and provided the crab specimens for the present study.



Gurumon gurumayum Pati, 2022

Family: PILUMNIDAE

Genus: *Aniptumnus* Ng, 2002

***Aniptumnus bijoyi* Hari, Hershey & Mendoza. *Zootaxa*, 5214(2): 261–272, 2022**

The species *Aniptumnus bijoyi* was described by P. Praved Hari, N. Regina Hershey and Jose Christopher E. Mendoza based on a Holotype collected from Kollam-Kottapuram National Waterway No. 3, near Marine Science Boat Jetty, CUSAT-School of Marine Sciences, Kochi, Kerala. The type specimen has been deposited in CUSAT.



Aniptumnus bijoyi Hari, Hershey & Mendoza, 2022

Family: VARUNIDAE

Genus: *Pseudohelice* Sakai, Türkay & Yang, 2006

***Pseudohelice annamalai* Prema, Hsu, Shih & Ravichandran. *Zoological Studies*, doi:10.6620/ZS.2022.61-56, 2022**

The species *Pseudohelice annamalai* was described by Mani Prema, Jih-Wei Hsu, Hsi-Te Shih and Samuthirapandian Ravichandran based on a Holotype and 22 Paratypes collected from Vellar River estuary, Tamil Nadu. The type specimens have been deposited in CASAU. This species is named after Annamalai University, in honor of 100 years' service in education and research as a state university of India.



Pseudohelice annamalai Prema et al., 2022

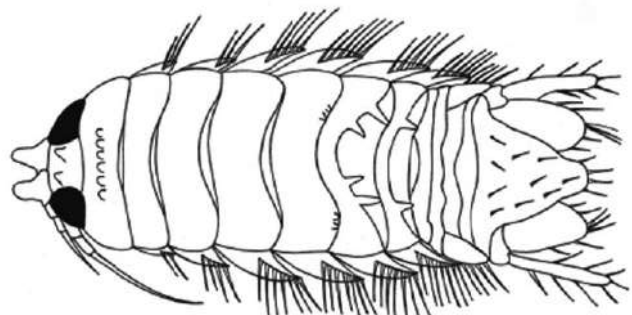
Order: ISOPODA

Family: CORALLANIDAE

Genus: *Corallana* Dana, 1852

***Corallana mishrai* Anil, Bruce & Jayaraj. *Zootaxa*, 5087(2): 357–371, 2022**

The species *Corallana mishrai* was described by Pathan Anil, Niel L. Bruce and K.A. Jayaraj based on a Holotype and three Paratypes collected from Kodyaghat (11°31'699"N and 92°43'432"E), intertidal (brackish reaches of creek), South Andaman, Andaman Islands and four Paratypes collected from different localities of South Andaman, Andaman Islands. The type specimens have been deposited in PUMB. This species is named in honour of eminent marine biologist Professor Dr. Jayant Kumar Mishra, Department of Ocean Studies and Marine Biology, Pondicherry University.



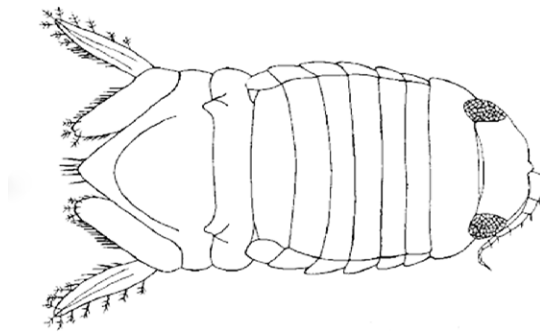
Corallana mishrai Anil, Bruce & Jayaraj, 2022

Family: SPHAEROMATIDAE

Genus: *Sphaeromopsis* Holdich & Jones, 1973

***Sphaeromopsis jayaraji* Anil.
Nauplius, 30: e2022009, 2022**

The species *Sphaeromopsis jayaraji* was described by Pathan Anil based on a Holotype and 14 Paratypes collected from Corbyns Cove (11°37'48.3" N and 92°45'14.0"E), South Andaman, Andaman Islands. The type specimens have been deposited in PUMB and BAKRZRL. This species is named in honour of Dr. K.A. Jayaraj, Assistant Professor, Department of Ocean Studies and Marine Biology, Pondicherry University a well-known ecologist and taxonomist in India.



Sphaeromopsis jayaraji Anil, 2022

Class: MAXILLOPODA

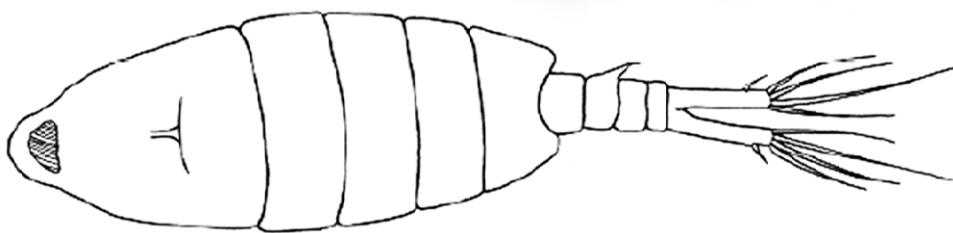
Order: CALANOIDA

Family: TORTANIDAE

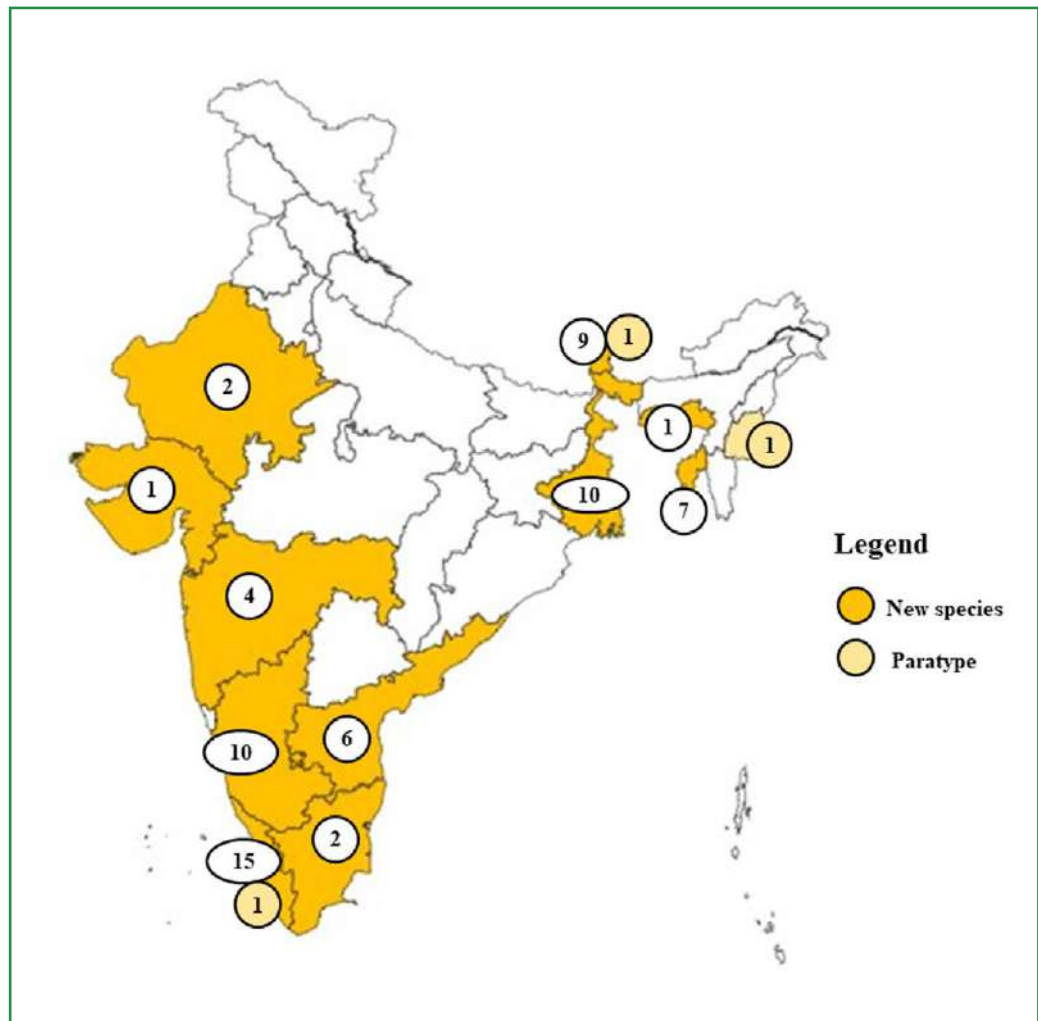
Genus: *Tortanus* Giesbrecht in Giesbrecht & Schmeil, 1898

***Tortanus (Atortus) dhritiae* Francis & Jasmine. Nauplius, 30:
e2022021, 2022**

The species *Tortanus (Atortus) dhritiae* was described by Sanu V. Francis, P. Jasmine and S. Bijoy Nandan based on a Holotype, Allotype and two Paratypes collected from Lakshman beach (07°01'25.2" N and 93°55'23.0" E), Great Nicobar Island. The type specimens have been deposited in the Zoological Survey of India (ZSI), Kolkata. The species is named in honor of Dr. Dhriti Banerjee, the first woman director of the Zoological Survey of India. This species is also dedicated to all women researchers in the field of taxonomy.



Tortanus (Atortus) dhritiae Francis & Jasmine, 2022



Arachnida is a class in the subphylum Chelicerata of the phylum Arthropoda. Arachnids are one of the longest-surviving and diverse groups of organisms. They are mostly terrestrial invertebrates. The class Arachnida comprises eleven orders viz. Acari, Amblypygi, Araneae, Opiliones, Palpigradi, Pseudoscorpiones, Scorpiones, Ricinulei, Schizomida, Solifugae and Uropygi. Acari is the most diverse and abundant arachnid order. The majority of arachnids play an important role in human's environment, health and agriculture. Many mite species are intermediate hosts of diseases transmissible to humans, domesticated animals and crops. They play an important role in agriculture as they increase the soil fertility, many species are plant feeders and with predatory habit used as biocontrol agent. Ticks exceed all other arthropods, excluding mosquitoes, in the number of diseases they transmit to humans and other animals. Spiders are important as biological control agents in agroecosystems, providers of silk for materials science and suppliers of venom for both medical and insecticide research. Apart from having ecological importance, scorpions are economically as well as medically important animals. Scorpions are consumed as food; they are kept as live pets and recent studies have proven to have anti-carcinogenic properties. A total of 67 new species of Arachnida have been described this year from India: Kerala (15), Karnataka (10), West Bengal (10), Sikkim (9), Tripura (7), Andhra Pradesh (6), Maharashtra (4), Rajasthan (2), Tamil Nadu (2), Gujarat (1) and Meghalaya (1).

Phylum: ARTHROPODA
Class: ARACHNIDA
Order: ARANEAE
Family: ARANEIDAE
Genus: *Cyrtarachne* Thorell, 1868

Cyrtarachne wayanadensis
Jwala, Sen & Sureshan. ANNALES
ZOOLOGICI, 72(2): 217-222, 2022

The species *Cyrtarachne wayanadensis* was described by Ramankutty Jwala, Souvik Sen and Pavittu M. Sureshan based on a Holotype collected from Thalimala (11°32'46.2294" N and 76°3'17.982" E, 841m), Chundale, Wayanad district, Kerala. The type specimen has been deposited in ZSI-WGRC. The specific name is derived from the name of the district from where the species was collected.



Cyrtarachne wayanadensis Jwala, Sen & Sureshan, 2022

Genus: *Pasilobus* Simon, 1895

Pasilobus sahyadriensis Jwala, Sen
& Sureshan. **ANNALES ZOOLOGICI,**
72(2): 217-222, 2022

The species *Pasilobus sahyadriensis* was described by Ramankutty Jwala, Souvik Sen and Pavittu M. Sureshan based on a Holotype collected from Thalimala (11°32'38.95" N and 76°3'22.08" E, 879m), Chundale, Wayanad district, Kerala. The type specimen has been deposited in ZSI-WGRC. The species name is derived from 'Sahyadri' the vernacular name for Western Ghats where the type was collected.



Pasilobus sahyadriensis Jwala, Sen & Sureshan, 2022

Family: HALONOPROCTIDAE
Genus: *Conothele* Thorell, 1878

Conothele ogalei Sanap, Pawar,
Joglekar & Khandekar. **Arthropoda**
Selecta, 31(1): 79–89, 2022

The species *Conothele ogalei* was described by Rajesh Sanap, Swapnil Pawar, Anuradha Joglekar and Akshay Khandekar based on a Holotype and two Paratypes collected from Sindhudurg, Amboli in the vicinity of Whistling Woods resort (15.95995°N and 73.99737°E, 690 m asl.), Maharashtra. The type specimens have been deposited in NCBS. The specific epithet is a patronym honoring Mr. Hemant Ogale, an eminent naturalist who also runs a resort in Amboli from where the type series were collected.



Conothele ogalei Sanap et al., 2022

Family: LINYPHIIDAE

Genus: *Prosoponoides* Millidge & RussellSmith, 1992

***Prosoponoides biflectogynus*
Vishnudas & Sudhikumar.**

***Arachnology*, 19(1): 63-65, 2022**

The species *Prosoponoides biflectogynus* was described by Ettukandathil Haridas Vishnudas and Ambalaparambil Vasu Sudhikumar based on a Holotype and four Paratypes collected from Vettilappara (10.292°N and 76.514°E), Kerala. The type specimens have been deposited in CATE. The specific epithet refers to the Latin words for “two turns” of the copulatory duct of the epigyne.



Prosoponoides biflectogynus Vishnudas & Sudhikumar, 2022

Family: OXYOPIDAE

Genus: *Hamataliwa* Keyserling, 1887

***Hamataliwa crista* Amulya,
Sebastian & Sudhikumar. *Serket*,
18(4): 447-450, 2022**

The species *Hamataliwa crista* was described by Kandampully Baji Amulya, Honey Sebastian and Ambalaparambil Vasu Sudhikumar based on a Holotype collected from Pathiramanal Island (9°37'7.82"N and 76°23'7.04"E), Kerala. The type specimen has been deposited in CATE.



Hamataliwa crista Amulya, Sebastian & Sudhikumar, 2022

***Hamataliwa indica* Sen
& Sureshan. *Travaux du
Muséum National d'Histoire
Naturelle "Grigore Antipa"*,
65(1): 7-13, 2022**

The species *Hamataliwa indica* was described by Souvik Sen and Pavittu Sureshan based on a Holotype collected from Agasthyamalai Biosphere Reserve, Shendurney Wildlife Sanctuary (08°42'28.17" N 77°07'42.46" E, 166m), Kollam district, Kerala and six Paratypes collected from different localities of Agasthyamalai Biosphere Reserve, Kerala. The type specimens have been deposited in ZSI-WGRC. The species name is derived from the name of the country.



Hamataliwa indica Sen & Sureshan, 2022

***Hamataliwa rhombiae* Amulya & Sudhikumar. *Serket*, 19(1): 95-99, 2022**

The species *Hamataliwa rhombiae* was described by Kandampully Baji Amulya and Ambalaparambil Vasu Sudhikumar based on a Holotype and two Paratypes collected from Perepara Dam (10°39'9"N and 76°17'21"E), Kerala. The type specimens have been deposited in CATE. The plural noun "rhombi" is the Latin word for rhombus shape. The void space between the copulatory ducts is rhombus shaped.



Hamataliwa rhombiae Amulya & Sudhikumar, 2022

Genus: *Oxyopes* Latreille, 1804

***Oxyopes peetham* Amulya, Sebastian & Sudhikumar. *Serket*, 18(3): 299-304, 2022**

The species *Oxyopes peetham* was described by Kandampully Baji Amulya, Honey Sebastian and Ambalaparambil Vasu Sudhikumar based on a Holotype and one Paratype collected from Calicut University campus (11.1340°N and 75.8952°E, 32 m a.s.l.), Malappuram, Kerala. The type specimens have been deposited in CATE. The specific name is an adjective in Sanskrit that refers to the yellow coloured body in both sexes.



Oxyopes peetham Amulya, Sebastian & Sudhikumar

***Oxyopes thumboormuzhiensis* Amulya, Sebastian & Sudhikumar. *Arachnology*, 19(3), 678–680, 2022**

The species *Oxyopes thumboormuzhiensis* was described by Kandampully Baji Amulya, Honey Sebastian and Ambalaparambil Vasu Sudhikumar based on a Holotype and four Paratypes collected from Thumboormuzhi Butterfly Park (10°17'56.1"N and 76°27'00.8"E), Kerala. The type specimens have been deposited in CATE. The specific epithet refers to Thumboormuzhi Butterfly Park from where the species was collected.



Oxyopes thumboormuzhiensis Amulya, Sebastian & Sudhikumar, 2022

Family: SALTICIDAE

Genus: *Afraflacilla* Berland & Millot, 1941

***Afraflacilla kurichiadensis* Sudhin,
Nafin & Sudhikumar. *Arthropoda
Selecta*, 31(3): 326–334, 2022**

The species *Afraflacilla kurichiadensis* was described by Puthoor Pattammal Sudhin, Karunnappilli Shamsudheen Nafin, Rishikesh Tripathi, Ashish Kumar Jangid, Dhruv A. Prajapati, Manju Siliwal, Ambalaparambil Vasu Sudhikumar based on a Holotype collected from Wayanad Wildlife Sanctuary (11°45'27.6"N and 76°14'50.5"E), Kurichiad range, Wayanad district, Kerala. The type specimen has been deposited in CATE. The specific epithet is an adjective derived from the name of the forest range (Kurichiad) from where the species was collected.



Afraflacilla kurichiadensis Sudhin,
Nafin & Sudhikumar, 2022

***Afraflacilla miajlarensis* Tripathi,
Jangid, Prajapati & Siliwal.
Arthropoda Selecta, 31(3): 326–334,
2022**

The species *Afraflacilla miajlarensis* was described by Puthoor Pattammal Sudhin, Karunnappilli Shamsudheen Nafin, Rishikesh Tripathi, Ashish Kumar Jangid, Dhruv A. Prajapati, Manju Siliwal and Ambalaparambil Vasu Sudhikumar based on a Holotype and Paratypes collected from Desert National Park Wildlife Sanctuary (26°17'21.16"N and 70°26'38.83"E), Miajlar, Jaisalmer District, Rajasthan. The type specimens have been deposited in CATE. The specific epithet is a noun derived from the name of the type locality (Miajlar) from where the species was collected.



Afraflacilla miajlarensis Tripathi et al.,
2022

Genus: *Cocalus* C.L. Koch, 1846

***Cocalus shendurneyensis* Sudhin,
Sen, Caleb & Hegde. *Arthropoda
Selecta*, 31(4): 486–492, 2022**

The species *Cocalus shendurneyensis* was described by Puthoor Pattammal Sudhin, Souvik Sen, John T. D. Caleb and Vishwanath D. Hegde based on a Holotype collected from Shendurney Wildlife Sanctuary (9°12'24"N and 77°11'94"E, 780m a.s.l.), Kollam, Kerala. The type specimen has been deposited in NZC-ZSI. The specific epithet is an adjective derived from the name of the wildlife sanctuary from where the species was collected.



Cocalus shendurneyensis Sudhin et
al., 2022

Genus: *Colopsus* Simon, 1902

***Colopsus arkavathi* Caleb.
Arthropoda Selecta, 31(4): 470–476,
2022**

The species *Colopsus arkavathi* was described by John T.D. Caleb, Y.T. Lohit, A.P.C. Abhijith and Soosaimanickam Maria Packiam based on a Holotype and one Paratype collected from Heggadahalli village, near Nandi Hills (13.3593°N and 77.6538°E, 987 m a.s.l.), Karnataka. The type specimens have been deposited in ZSIC. The specific epithet is a noun in apposition taken after the River Arkavathi originating in Nandi Hills.



Colopsus arkavathi Caleb, 2022

Genus: *Habrocestum* Simon, 1876

***Habrocestum kerala* Asima, Caleb,
Babu & Prasad. *Arthropoda Selecta*,
31(3): 305–311, 2022**

The species *Habrocestum kerala* was described by Ashraf Asima, John T.D. Caleb, Nishi Babu and Gopal Prasad based on a Holotype and one Paratype collected from Katilappara (08°54'10.0"N and 77°06'47.7"E), Kulathupuzha, Kerala. The type specimens have been deposited in the museum of KUDZ. The specific epithet is derived from the name of the Indian State, Kerala from where the holotype was collected.



Habrocestum kerala Asima et al., 2022

***Habrocestum mookambikaensis*
Sudhin, Sen, Caleb & Hegde.
Arthropoda Selecta, 31(4): 486–
492, 2022**

The species *Habrocestum mookambikaensis* was described by Puthoor Pattammal Sudhin, Souvik Sen, John T. D. Caleb and Vishwanath D. Hegde based on a Holotype and one Paratype collected from Mookambika Wildlife Sanctuary (13°49'40"N and 74°48'06"E, 81 m a.s.l.), Anejhari Butterfly Camp, Udupi, Karnataka. The type specimens have been deposited in NZC-ZSI. The specific epithet is an adjective derived from the name of the wildlife sanctuary from where the species was collected.



Habrocestum mookambikaensis
Sudhin et al., 2022

Habrocestum shendurneyensis
Asima, Caleb, Babu & Prasad.
***Arthropoda Selecta*, 31(3): 305–311,**
2022

The species *Habrocestum shendurneyensis* was described by Ashraf Asima, John T.D. Caleb, Nishi Babu and Gopal Prasad based on a Holotype and three Paratypes collected from Kallar (08°54'46.9"N and 77°06'10.2"E), Kulathupuzha, Kerala. The type specimens have been deposited in the museum of KUDZ. The specific epithet refers to Shendurney Wildlife Sanctuary from where the species was collected.



Habrocestum shendurneyensis Asima et al., 2022

Genus: *Kelawakaju* Maddison, Ruiz, Ng,
Vishnudas & Sudhikumar, 2022: **NEW GENUS**

***Kelawakaju sahyadri* Maddison &**
Ruiz. *ZooKeys*, 1130: 79–102, 2022

The genus *Kelawakaju* and the species *Kelawakaju sahyadri* was described by Wayne P. Maddison, Gustavo R. S. Ruiz, Paul Y. C. Ng, Ettukandathil Haridas Vishnudas and Ambalaparambil V. Sudhikumar based on a Holotype and one Paratype collected from Honey Valley area (Holotype: 12.2224°N and 75.6553°E, 1045 m; Paratype: 12.2214°N and 75.6556°E, 1130 m), Yavakapadi, Kodagu, Karnataka and three Paratypes collected from state highway 21 east of Chalakudy (10.296°N and 76.685°E), Kerala. The type specimens have been deposited in NCBS. The specific epithet is derived from the Sanskrit for 'from the Western Ghats mountains', where this species was collected.



Kelawakaju sahyadri Maddison & Ruiz, 2022

Genus: *Langelurillus* Próchniewicz, 1994

***Langelurillus tertius* Sanap &**
Caleb. *Evolutionary Systematics*,
6: 65–70, 2022

The species *Langelurillus tertius* was described by Rajesh V. Sanap and John T.D. Caleb based on a Holotype and four Paratypes collected from Jalgaon (20.344885°N and 74.984964°E, 416 m a.s.l.), Maharashtra. The type specimens have been deposited in NCBS. The name is derived from Latin for third ('tertius') indicating that this is the third *Langelurillus* species described from India.



Langelurillus tertius Sanap & Caleb, 2022

Genus: *Plexippus* C.L. Koch, 1846

***Plexippus ignatius* Caleb. *Arthropoda Selecta*, 31(3): 312–318, 2022**

The species *Plexippus ignatius* was described by John T.D. Caleb, Clement Francis, Vijay Krishna Bhat and Soosaimanickam Maria Packiam based on a Holotype collected from Dhanaguru village (12.3799°N, 77.1627°E, 602m a.s.l.), Mandya district, Halagur, Karnataka. The type specimen has been deposited in ZSIC. The specific epithet is a patronym after St. Ignatius of Loyola, the founder of the Society of Jesus, in honor for his invaluable contributions to environment and spirituality.



Plexippus ignatius Caleb, 2022

Genus: *Pseudomogrus* Simon, 1937

***Pseudomogrus sudhii* Logunov, Tripathi & Jangid. *Arachnology*, 19(1): 72-76, 2022**

The species *Pseudomogrus sudhii* was described by Dmitri V. Logunov, Rishikesh Tripathi and Ashish Kumar Jangid based on a Holotype and two Paratypes collected from Thar Desert, the Desert National Park Wildlife Sanctuary, Chauhani Area (26°38'02.9"N and 70°34'55.6"E, 265 m), Jaisalmer, Rajasthan. The type specimens have been deposited in ZSI-WRC. The specific epithet is a patronym honouring Dr A. V. Sudhikumar (Kerala, India) for his contribution to the field of arachnology.



Pseudomogrus sudhii Logunov, Tripathi & Jangid, 2022

Genus: *Stenaelurillus* Simon, 1886

***Stenaelurillus shwetamukhi* Marathe, Sanap, & Maddison. *Zootaxa*, 5125(1): 001–019, 2022**

The species *Stenaelurillus shwetamukhi* was described by Kiran Marathe, Rajesh Sanap, Anuradha Joglekar, John T. D. Caleb and Wayne P. Maddison based on a Holotype and 11 Paratypes collected from Agastya Foundation campus (12.825 to 12.826°N and 78.252 to 78.253°E, 800 m asl), NW of Kuppam, Andhra Pradesh. The type specimens have been deposited in NCBS. The name is derived from Sanskrit, shweta meaning white, mukhi meaning faced, referring to the male's white face.



Stenaelurillus shwetamukhi Marathe, Sanap, & Maddison, 2022

***Stenaelurillus tamravarni* Marathe & Maddison. *Zootaxa*, 5125(1): 001–019, 2022**

The species *Stenaelurillus tamravarni* was described by Kiran Marathe, Rajesh Sanap, Anuradha Joglekar, John T. D. Caleb and Wayne P. Maddison based on a Holotype and 11 Paratypes collected from Agastya Foundation campus (12.825 to 12.826°N and 78.252 to 78.253°E, 800 m asl), NW of Kuppam, Andhra Pradesh. The type specimens have been deposited in NCBS. The name is derived from Sanskrit, tamra meaning copper, varni meaning coloured, referring to the cupreous sheen on some of the body's scales.



Stenaelurillus tamravarni Marathe & Maddison, 2022

***Stenaelurillus vyaghri* Sanap, Joglekar & Caleb. *Zootaxa*, 5125(1): 001–019, 2022**

The species *Stenaelurillus vyaghri* was described by Kiran Marathe, Rajesh Sanap, Anuradha Joglekar, John T. D. Caleb and Wayne P. Maddison based on a Holotype and five Paratypes collected from Sinnar (19.871°N and 74.020°E, 703 m asl), Maharashtra. The type specimens have been deposited in NCBS. The name is derived from the Sanskrit root word vyaghra.



Stenaelurillus vyaghri Sanap, Joglekar & Caleb, 2022

Genus: *Tanzania* Koçak & Kemal, 2008

***Tanzania yellapragadai* Prajapati & Dudhatra. *Revue suisse de Zoologie*, 129(2): 369-374, 2022**

The species *Tanzania yellapragadai* was described by Dhruv A. Prajapati and Ashutosh V. Dudhatra based on a Holotype and one Paratype collected from Khirasara (22.217501°N and 70.650018°E, 138 m a.s.l.), Rajkot, Gujarat. The type specimens have been deposited in Department of Zoology, Gujarat University, Ahmedabad. This species is dedicated to the Indian biochemist Dr Yellapragada Subba Rao (1895-1948).



Tanzania yellapragadai Prajapati & Dudhatra, 2022

Genus: *Toxeus* C. L. Koch, 1846

***Toxeus alboclavus* Jose & Sudhikumar. *Peckhamia*, 256.1: 1-9, 2022**

The species *Toxeus alboclavus* was described by Athira Jose and Ambalaparambil Vasu Sudhikumar based on a Holotype and 13 Paratypes collected from Kattimoola (11°48'16"N and 75°55'36"E, 762 m a.s.l.), Wayanad district, Kerala and eight Paratypes collected from Valliyoorkavu (11°48'02"N and 76°02'16"E, 752 m a.s.l.), Wayanad district, Kerala. The type specimens have been deposited in CATE.



Toxeus alboclavus Jose & Sudhikumar, 2022

Family: SELENOPIDAE

Genus: *Siamspinops* Dankittipakul & Corronca, 2009

***Siamspinops garoensis* Kadam, Tripathi & Sankaran. *Zootaxa*, 5194(1): 109–121, 2022**

The species *Siamspinops garoensis* was described by Pradeep M. Sankaran, Gautam Kadam, Ambalaparambil Vasu Sudhikumar and Rishikesh Tripathi based on a Holotype and one Paratype collected from Resu Haluapara (25°55.42'N and 90°35.97'E; 197 m a.s.l.), North Garo Hills, Meghalaya and one Paratype collected from Raliang (25°30.41'N and 92°28.32'E, 1089 m a.s.l.), West Jaintia Hills, Meghalaya. The type specimens have been deposited in ZSI-WGRC. The specific epithet is an adjective and refers to the type locality of the new species.



Siamspinops garoensis Kadam, Tripathi & Sankaran, 2022

Family: THOMISIDAE

Genus: *Heriaeus* Simon, 1875

***Heriaeus chareshi* Sen & Sureshan. *Proc. Entomol. Soc. Wash.*, 123(4): 847-851, 2022**

The species *Heriaeus chareshi* was described by Souvik Sen and Pavittu Sureshan based on a Holotype and two Paratypes collected from Kanyakumari Wildlife Sanctuary, (8°22'50.48" N and 77°24'41.26" E, 104 m), Agasthyamalai Biosphere Reserve, Kanniyakumari district, Tamil Nadu. The type specimens have been deposited in ZSI-WGRC.



Heriaeus chareshi Sen & Sureshan, 2022

Family: ULOBORIDAE
Genus: *Philoponella* Mello-Leitão 1917

***Philoponella rostralis* Shilpa & Sudhikumar. *Acta Arachnologica*, 71(1): 21–26, 2022**

The species *Philoponella rostralis* was described by Kongarampilly Rajendran Shilpa and Ambalaparambil Vasu Sudhikumar based on a Holotype and three Paratypes collected from Kottapara Hills (10°01'38.56" N and 76°58'13.36" E, 1076 m a.s.l.), Idukki District, Kerala. The type specimens have been deposited in CATE. Specific epithet of *P. rostralis* n. sp. derived from the Latin word rostrum (beak), referring to the rostri form MAS of male palp.

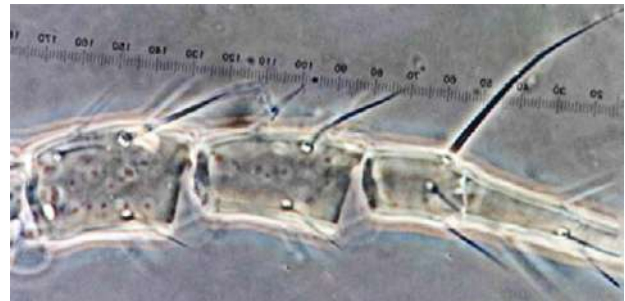


Philoponella rostralis Shilpa & Sudhikumar, 2022

Order: MESOSTIGMATA
Family: PHYTOSEIIDAE
Genus: *Amblyseius* Berlese, 1914

***Amblyseius lanceae* Kar & Karmakar. *Zootaxa*, 5182(3): 201–237, 2022**

The species *Amblyseius lanceae* was described by Anamika Kar and Krishna Karmakar based on a Holotype and nine Paratypes collected from Plant Conservatory, Bulbul (27°21'36" N and 88°37'40" E, 1975 m), East Sikkim, Sikkim. The type specimens have been deposited in the NZC-ZSI and BCKV. The specific name 'lanceae' refers to the spear shaped atrium of spermatheca of the new species.



Amblyseius lanceae Kar & Karmakar, 2022

Genus: *Amblyseiulella* Muma, 1961

***Amblyseiulella cancellatus* Kar & Karmakar. *Zootaxa*, 5182(3): 201–237, 2022**

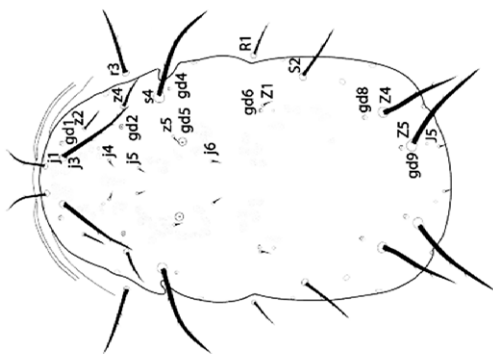
The species *Amblyseiulella cancellatus* was described by Anamika Kar and Krishna Karmakar based on a Holotype and four Paratypes collected from Plant Conservatory, Bulbul (27°21'36" N and 88°37'40" E, 1975 m), East Sikkim, Sikkim. The type specimens have been deposited in the NZC-ZSI and BCKV. The specific name *cancellatus* refers to the unique reticulation pattern of dorsal opisthosoma of this new species.



Amblyseiulella cancellatus Kar & Karmakar, 2022

***Amblyseiulella gangtokiensis* Kar & Karmakar. *Zootaxa*, 5182(3): 201–237, 2022**

The species *Amblyseiulella gangtokiensis* was described by Anamika Kar and Krishna Karmakar based on a Holotype and four Paratypes collected from Bakthang Falls (27°21'28" N and 88°37'22" E, 1725 m), East Sikkim, Sikkim. The type specimens have been deposited in the NZC-ZSI and BCKV. The specific name *gangtokiensis* refers to the type locality from where the new species is collected.

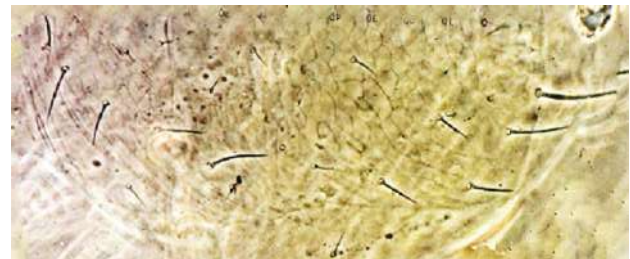


Amblyseiulella gangtokiensis Kar & Karmakar, 2022

Genus: *Euseius* De Leon, 1967

***Euseius chittooriensis* Kumar, Molla, Karmakar & Demite. *International Journal of Acarology*, 48(4-5): 407-417, 2022**

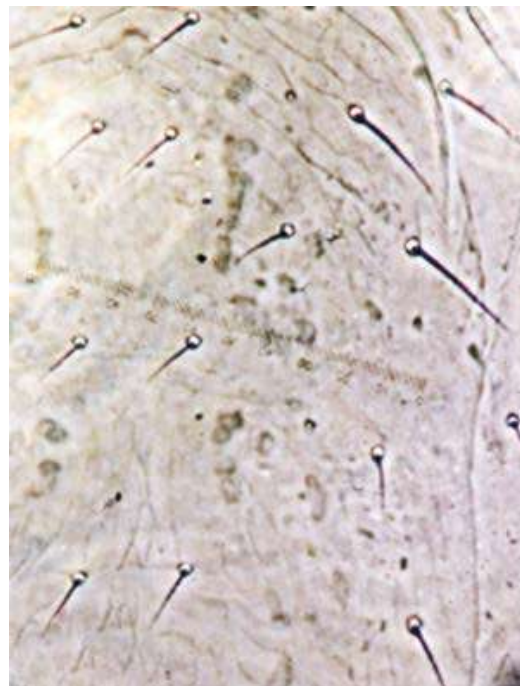
The species *Euseius chittooriensis* was described by Allampati Manoj Kumar, Md. Iftiar Hossain Molla, Krishna Karmakar and Peterson R. Demite based on a Holotype collected from Tirupathi College (13°37'N and 79°23'E, 853 m a.s.l.), Chittoor, Andhra Pradesh and six Paratypes collected from different localities of Andhra Pradesh state. The type specimens have been deposited in the NZC-ZSI. The specific name *chittooriensis* refers to the type locality, Chittoor, a district of Andhra Pradesh, India.



Euseius chittooriensis Kumar et al., 2022

***Euseius karpasae* Kumar, Molla, Karmakar & Demite. *International Journal of Acarology*, 48(4-5): 407-417, 2022**

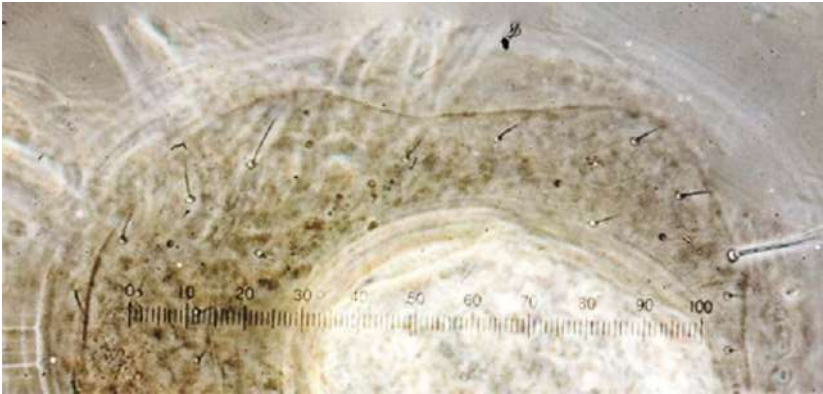
The species *Euseius karpasae* was described by Allampati Manoj Kumar, Md. Iftiar Hossain Molla, Krishna Karmakar and Peterson R. Demite based on a Holotype and five Paratypes collected from Cherlo, Yadavalli (14.616°N and 79.616°E, 15 m a.s.l.), Nellore, Andhra Pradesh and four Paratypes collected from Yadavalli (14°24'48" N and 79°57'44" E 15 m a.s.l.), Nellore, Andhra Pradesh. The type specimens have been deposited in the NZC-ZSI and BCKV. The specific name *karpasae* refers to the Bengali name of the type host plant, "Karpas" from where the new species was collected.



Euseius karpasae Kumar et al., 2022

***Euseius nealstoniae* Kumar, Molla, Karmakar & Demite. *International Journal of Acarology*, 48(4-5): 407-417, 2022**

The species *Euseius nealstoniae* was described by Allampati Manoj Kumar, Md. Iftiar Hossain Molla, Krishna Karmakar and Peterson R. Demite based on a Holotype and three Paratypes collected from Tirupathi College (13°37'N and 79°23'E, 853 m a.s.l.), Chittoor, Andhra Pradesh and two Paratypes collected from Renigunta (13.65°N and 79.52°E 107 m a.s.l.), Chittoor, Andhra Pradesh. The type specimens have been deposited in the NZC-ZSI and BCKV. The specific name *nealstoniae* refers to the similarity of this species with *Euseius alstoniae*.



Euseius nealstoniae Kumar et al., 2022

***Euseius spontaneum* Kar & Karmakar. *Zootaxa*, 5120(2): 213-241, 2022**

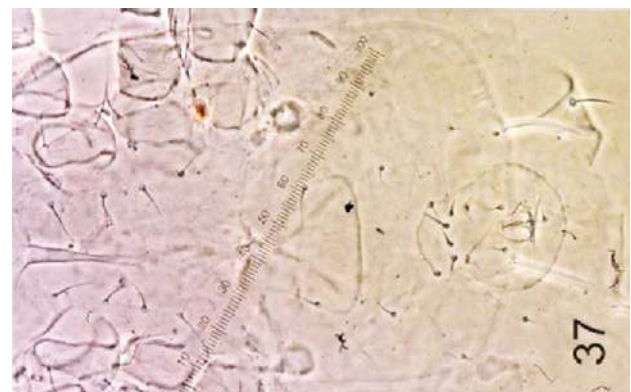
The species *Euseius spontaneum* was described by Anamika Kar and Krishna Karmakar based on a Holotype and seven Paratypes collected from Mungiakami, Atharamura hill (23°53'19"N and 91°44'0"E, 118m AMSL), Tripura. The type specimens have been deposited in the NZC-ZSI and BCKV. The specific name *spontaneum* refers to the species name of the host plant, *Saccharum spontaneum* from which the type species was collected.



Euseius spontaneum Kar & Karmakar, 2022

***Euseius tripuraensis* Kar & Karmakar. *Zootaxa*, 5120(2): 213-241, 2022**

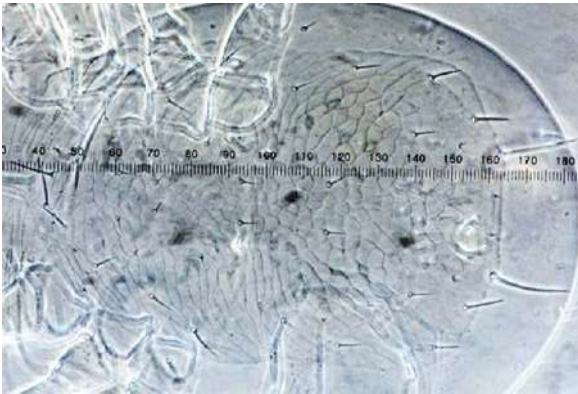
The species *Euseius tripuraensis* was described by Anamika Kar and Krishna Karmakar based on a Holotype and six Paratypes collected from Hezamara (23°29'50"N and 91°25'32"E, 30m AMSL), West Tripura and six Paratypes collected from Loktak, Manipur. The type specimens have been deposited in the NZC-ZSI and BCKV. The specific name 'tripuraensis' refers to the type locality Tripura, where the species was collected.



Euseius tripuraensis Kar & Karmakar, 2022

***Euseius tripurii* Kar & Karmakar.
Zootaxa, 5120(2): 213-241, 2022**

The species *Euseius tripurii* was described by Anamika Kar and Krishna Karmakar based on a Holotype and two Paratypes collected from Khowai (24°2'24"N and 91°35'56"E, 34m AMSL), Khowai, Tripura and ten Paratypes collected from East Sikkim (27°17'25"N and 88°35'36"E, 820m AMSL), East Sikkim, Sikkim. The type specimens have been deposited in the NZC-ZSI and BCKV. The specific name *tripurii* refers to the name of the major tribal community of Tripura, called Tripuri.



Euseius tripurii Kar & Karmakar, 2022

***Euseius tubuliferus* Kar & Karmakar.
Zootaxa, 5182(3): 201–237, 2022**

The species *Euseius tubuliferus* was described by Anamika Kar and Krishna Karmakar based on a Holotype and nine Paratypes collected from East Sikkim (27°22'52" N and 88°38'15" E, 1733 m), Sikkim. The type specimens have been deposited in the NZC-ZSI and Acarological laboratory, Department of Entomology, BCKV. The specific name *tubuliferus* refers to the long tubular spermatheca of the new species.

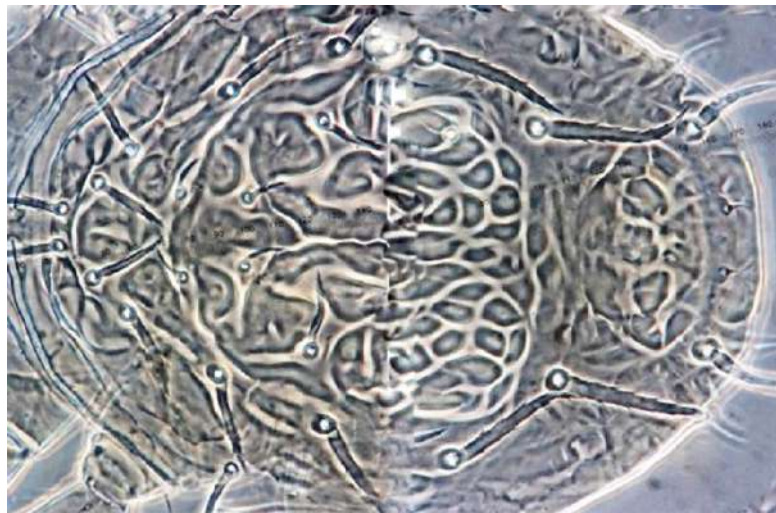


Euseius tubuliferus Kar & Karmakar,
2022

Genus: *Okiseius* Ehara, 1967

***Okiseius pahari* Kar & Karmakar.
Zootaxa, 5182(3): 201–237, 2022**

The species *Okiseius pahari* was described by Anamika Kar and Krishna Karmakar based on a Holotype and four Paratypes collected from Assam Linzey (27°16'49" N and 88°37'6" E, 1367m), East Sikkim, Sikkim. The type specimens have been deposited in the NZC-ZSI and BCKV. The specific name *pahari* refers to the Bengali word Pahar means Mountain, the type habitat of the new species.



Okiseius pahari Kar & Karmakar, 2022

Genus: *Paraamblyseius* Muma, 1962

***Paraamblyseius ranipoolensis* Kar & Karmakar. *Zootaxa*, 5182(3): 201–237, 2022**

The species *Paraamblyseius ranipoolensis* was described by Anamika Kar and Krishna Karmakar based on a Holotype and one Paratype collected from at Ranipool (27°17'25" N and 88°35'36" E, 820 m), East Sikkim, Sikkim. The type specimens have been deposited in the NZC-ZSI. The specific name *ranipoolensis* refers to the type locality "Ranipool" of east Sikkim from where this new species was collected.



Paraamblyseius ranipoolensis Kar & Karmakar, 2022

Genus: *Phytoseius* Ribaga, 1904

***Phytoseius baramuracus* Kar & Karmakar. *Zootaxa*, 5120(2): 213-241, 2022**

The species *Phytoseius baramuracus* was described by Anamika Kar and Krishna Karmakar based on a Holotype and nine Paratypes collected from Subalsing, Baramura Hill (24°0'20"N and 91°27'47"E, 59m AMSL), West Tripura. The type specimens have been deposited in the NZC-ZSI and BCKV. The specific name *baramuracus* refers to the "Baramura Hill" of Tripura state from where this new species was collected.



Phytoseius baramuracus Kar & Karmakar, 2022

***Phytoseius birbikrami* Kar & Karmakar. *Zootaxa*, 5120(2): 213-241, 2022**


The species *Phytoseius birbikrami* was described by Anamika Kar and Krishna Karmakar based on a Holotype and six Paratypes collected from Laxmipur, Atharamura hill (23°51'18"N and 91°42'9"E, 91m AMSL), Tripura. The type specimens have been deposited in the NZC-ZSI. The new species has been dedicated to the famous king of Tripura, Maharaja Birbikram Kishore Manikya Bahadur.



Phytoseius birbikrami Kar & Karmakar, 2022

***Phytoseius dumurae* Karmakar & Molla. *International Journal of Acarology*, <https://doi.org/10.1080/01647954.2022.2055642>, 2022**

The species *Phytoseius dumurae* was described by Md. Iftiar Hossain Molla and Krishna Karmakar based on a Holotype and ten Paratypes collected from Ramdhura (27° 7'17"N and 88° 34'1"E, 1514 m), Kalimpong, West Bengal. The type specimens have been deposited in the NZC-ZSI. The specific name *dumurae* refers to the Bengali name of the type host plant, "Dumur" (*Ficus carica* L.: Moraceae) from where the new species was collected.



Phytoseius dumurae Karmakar & Molla, 2022

***Phytoseius ferrum* Kar & Karmakar. *Zootaxa*, 5182(3): 201–237, 2022**

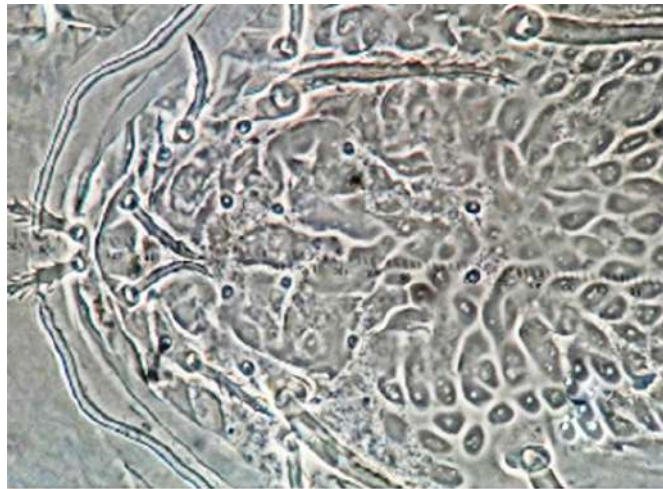
The species *Phytoseius ferrum* was described by Anamika Kar and Krishna Karmakar based on a Holotype and seven Paratypes collected from Assam Linzey (27°16'58" N and 88°31'20" E, 1355 m), East Sikkim, Sikkim. The type specimens have been deposited in the NZC-ZSI and BCKV. The specific name *ferrum* refers to the "chopper or blade shaped" leg setae of this new species.



Phytoseius ferrum Kar & Karmakar, 2022

***Phytoseius khowaiensis*
Kar & Karmakar. *Zootaxa*,
5120(2): 213-241, 2022**

The species *Phytoseius khowaiensis* was described by Anamika Kar and Krishna Karmakar based on a Holotype and ten Paratypes collected from Khowai (24°2'24"N and 91°35'56"E, 34m above AMSL), Khowai, Tripura. The type specimens have been deposited in the NZC-ZSI and BCKV. The specific name *khowaiensis* refers to the type locality "Khowai" of Tripura state from where the species was collected.



Phytoseius khowaiensis Kar & Karmakar, 2022

Genus: *Typhlodromus* (*Anthoseius*) DeLeon, 1959

***Typhlodromus* (*Anthoseius*) *gilbertoi*
Kumar, Molla, Karmakar & Demite.
International Journal of Acarology, 48(4-
5): 407-417, 2022**

The species *Typhlodromus* (*Anthoseius*) *gilbertoi* was described by Allampati Manoj Kumar, Md. Iftiar Hossain Molla, Krishna Karmakar and Peterson R. Demite based on a Holotype and six Paratypes collected from Cherlo Yadavalli (14.616°N and 79.616°E, 15 m a.s.l.), Nellore, Andhra Pradesh and four Paratypes collected from Ravulakollu (14.616°N and 79.616°E, 15 m a.s.l.), Nellore, Andhra Pradesh. The type specimens have been deposited in the NZC-ZSI. The specific name *gilbertoi* is dedicated to Professor Gilberto J. de Moraes, the renowned Acarologist.



Typhlodromus (*Anthoseius*) *gilbertoi*
Kumar *et al.*, 2022

***Typhlodromus* (*Anthoseius*) *hasnuhanae*
Karmakar & Molla. *International Journal of Acarology*, <https://doi.org/10.1080/01647954.2022.2055642>, 2022**

The species *Typhlodromus* (*Anthoseius*) *hasnuhanae* was described by Md. Iftiar Hossain Molla and Krishna Karmakar based on a Holotype collected from Rishyap (27°10'2"N and 88°39'29"E, 2097 m), Kalimpong, West Bengal and nine Paratypes collected from Ramdhura (27°7'17"N, and 88°34'1"E, 1514 m), Kalimpong, West Bengal. The type specimens have been deposited in the NZC-ZSI and BCKV. The specific name *hasnuhanae* refers to the Bengali name of the type host plant, "Hasnuhana" (*Cestrum nocturnum* L.: Solanaceae) from where the new species was collected.



Typhlodromus (*Anthoseius*)
hasnuhanae Karmakar & Molla, 2022

***Typhlodromus (Anthoseius) himaliniae* Kar & Karmakar.**
***Zootaxa*, 5182(3): 201–237, 2022**

The species *Typhlodromus (Anthoseius) himaliniae* was described by Anamika Kar and Krishna Karmakar based on a Holotype and four Paratypes collected from East Sikkim (27°22'52" N and 88°38'15" E, 1732 m), East Sikkim, Sikkim. The type specimens have been deposited in the NZC-ZSI. The specific name *himaliniae* dedicated to the name of Goddess Parvati, better half of God Shiva resides in the Great Himalaya.



Typhlodromus (Anthoseius) himaliniae Kar & Karmakar, 2022

***Typhlodromus (Anthoseius) kanchanjanghai* Kar & Karmakar.**
***Zootaxa*, 5182(3): 201–237, 2022**

The species *Typhlodromus (Anthoseius) kanchanjanghai* was described by Anamika Kar and Krishna Karmakar based on a Holotype and seven Paratypes collected from East Sikkim (27°21'28" N and 88°37'22" E, 1725 m), East Sikkim, Sikkim and seven paratypes collected from different localities of East Sikkim. The type specimens have been deposited in the NZC-ZSI. The specific name *kanchanjanghai* is derived from the famous mountain range 'Kanchenjunga' a section of the Great Himalaya which is pronounced in Bengali as Kanchanjangha, the type locality of this species.



Typhlodromus (Anthoseius) kanchanjanghai
Kar & Karmakar, 2022

***Typhlodromus (Anthoseius) ramdhuraensis* Karmakar & Molla.**
***International Journal of Acarology*,**
<https://doi.org/10.1080/01647954.2022.2055642>, 2022

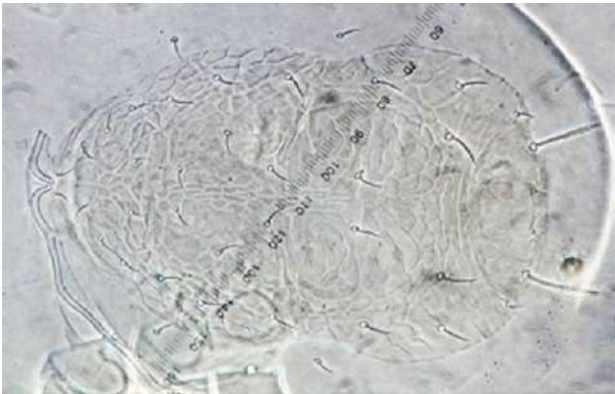
The species *Typhlodromus (Anthoseius) ramdhuraensis* was described by Md. Iftiar Hossain Molla and Krishna Karmakar based on a Holotype and 12 Paratypes collected from Ramdhura (27° 7'17"N and 88° 34'1"E, 1514 m), Kalimpong, West Bengal. The type specimens have been deposited in the NZC-ZSI. The specific name *ramdhuraensis* refers to the type locality "Ramdhura" from where this species was collected.



Typhlodromus (Anthoseius) ramdhuraensis
Karmakar & Molla, 2022

***Typhlodromus (Anthoseius) sonajhuriae* Kar & Karmakar. *Zootaxa*, 5120(2): 213-241, 2022**


The species *Typhlodromus (Anthoseius) sonajhuriae* was described by Anamika Kar and Krishna Karmakar based on a Holotype and four Paratypes collected from Khowai (24°2'24"N and 91°35'56"E, 34m AMSL), Khowai, Tripura and five Paratypes collected from Betlingchhip, Jampui hill (23°48'48"N and 92°15'37"E, 890m AMSL), North Tripura. The type specimens have been deposited in the NZC-ZSI and Acarological laboratory, Department of Entomology, BCKV, Mohanpur, Nadia, West Bengal, India. The specific name *sonajhuriae* refers to the Bengali name of the host plant *Acacia auriculiformis* from where the new species was collected.



Typhlodromus (Anthoseius) sonajhuriae Kar & Karmakar, 2022

***Typhlodromus (Anthoseius) theae* Karmakar & Molla. *International Journal of Acarology*, <https://doi.org/10.1080/01647954.2022.2055642>, 2022**

The species *Typhlodromus (Anthoseius) theae* was described by Md. Iftiar Hossain Molla and Krishna Karmakar based on a Holotype and six Paratypes collected from Lava (27°5' 58"N and 88° 37'27"E, 2000 m), Kalimpong, West Bengal and five Paratypes collected from Gorubathan (26° 57'23"N and 88° 41'49"E, 1514 m), Kalimpong, West Bengal. The type specimens have been deposited in the NZC-ZSI. The specific name *theae* refers to the type host plant tea, "*Thea chinensis* Sims" from which the new species was collected.



Typhlodromus (Anthoseius) theae Karmakar & Molla, 2022

Order: SCORPIONES

Family: BUTHIDAE

Genus: *Compsobuthus* Vachon, 1949

***Compsobuthus satpuraensis* Waghe, Gangalmale & Khandekar. *Euscorpium Occasional Publications in Scorpology*, 346, 2022**

The species *Compsobuthus satpuraensis* was described by Vivek Waghe, Satpal Gangalmale and Akshay Khandekar based on a Holotype collected from Waghzira Village, foothills of Satpura Hill Range (21°16'29.0"N and 75°35'12.0"E, 310 m), Jalgaon district, Maharashtra and one Paratype collected from Khiroda Village, foothills of Satpura Hill Range (21°13'16.4"N and 75°53'11.6"E, 260 m), Jalgaon district, Maharashtra. The type specimens have been deposited in NRC-AA and BNHS. The specific epithet is a toponym for Satpura Hills; the species is currently only known from the foothills of this hill range in Jalgaon District of Maharashtra.




Compsobuthus satpuraensis Waghe, Gangalmale & Khandekar, 2022

Genus: *Isometrus* Ehrenberg,
1828

***Isometrus nakshatra*
Sulakhe, Deshpande,
Gowande, Dandekar
& Ketkar. *European
Journal of Taxonomy*,
811: 1-50, 2022**


The species *Isometrus nakshatra* was described by Shauri Sulakhe, Shubhankar Deshpande, Gaurang Gowande, Nikhil Dandekar and Makarand Ketkar based on a Holotype and three Paratypes collected from Kadmane Tea Estate (12.89°N and 75.68°E, 911 111 a.s.l.), Sakleshpur, Hassan district, Karnataka. The type specimens have been deposited in BNHS and INHER. The species epithet is a noun in apposition, derived from the Kannad word 'nakshatra' (= 'star'). It refers to the star-shaped fort named 'Manjarabad', very close to the type locality.



Isometrus nakshatra Sulakhe et al.,
2022

***Isometrus
wayanadensis* Sulakhe,
Deshpande, Gowande,
Dandekar & Ketkar.
*European Journal of
Taxonomy*, 811: 1-50,
2022**

The species *Isometrus wayanadensis* was described by Shauri Sulakhe, Shubhankar Deshpande, Gaurang Gowande, Nikhil Dandekar and Makarand Ketkar based on a Holotype and seven Paratypes collected from Kidanganad (11.70°N and 76.30°E, 929 m a.s.l.), Wayanad district, Kerala. The type specimens have been deposited in BNHS and INHER. The species epithet indicates the type locality of the new species, Wayanad National Park, in Kerala, India.



Isometrus wayanadensis Sulakhe et
al., 2022

Family: HORMURIDAE
Genus: *Chiromachetes*
Pocock, 1899

***Chiromachetes
agasthyamalaiensis*
Khandekar, Thackeray,
Pawar, Gangalmale &
Waghe. *Euscorpius -
Occasional Publications
in Scorpiology*, 354,
2022**

The species *Chiromachetes agasthyamalaiensis* was described by Akshay Khandekar, Tejas Thackeray, Swapnil Pawar, Satpal Gangalmale and Vivek Waghe based on a Holotype and two Paratypes collected from Agasthyamalai Mountains (8.6362 N and 77.2446, 1150 m), Tirunelveli district, Tamil Nadu. The type specimens have been deposited in NRC-AA and BNHS. The specific epithet is a toponym for the Agasthyamalai Mountains in Kalakad-Mundanthurai Tiger Reserve in Tirunelveli District of Tamil Nadu, the type locality for this species.

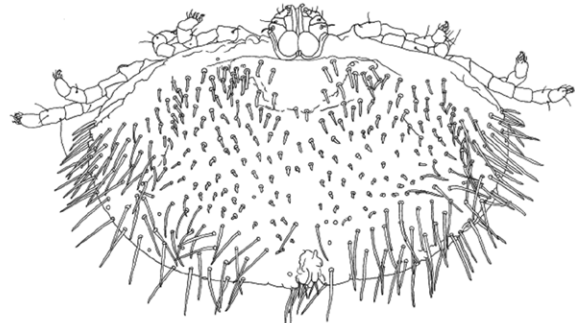


Chiromachetes agasthyamalaiensis
Khandekar et al., 2022

Order: TROMBIDIFORMES
Family: PTERYGOSOMATIDAE
Genus: *Geckobia* Mégnin, 1878

***Geckobia brevicephala* Fajfer & Karanth. *Diversity*, 14: 1064, <https://doi.org/10.3390/d14121064>, 2022**

The species *Geckobia brevicephala* was described by Monika Fajfer and Praveen Karanth based on a Holotype and one Paratype collected from Bangalore, IISc campus, Karnataka. The type specimens have been deposited in the CES-IISc. The species name is derived from the Latin word brevis which means “short” and cephalo which means “head” and refers to the short gnathosoma of the species.



Geckobia brevicephala Fajfer & Karanth, 2022

***Geckobia gigantea* Fajfer & Karanth. *Diversity*, 14: 1064, <https://doi.org/10.3390/d14121064>, 2022**

The species *Geckobia gigantea* was described by Monika Fajfer and Praveen Karanth based on a Holotype and 14 Paratypes collected from Yerramaranahalli (13°32'55.4"N and 77°39'18.5"E), Karnataka. The type specimens have been deposited in the CES-IISc. The species name is derived from the species name of the host, *Hemidactylus giganteus* Stoliczka.



Geckobia gigantea Fajfer & Karanth, 2022

***Geckobia mysoriensis* Fajfer & Karanth. *Diversity*, 14: 1064, <https://doi.org/10.3390/d14121064>, 2022**

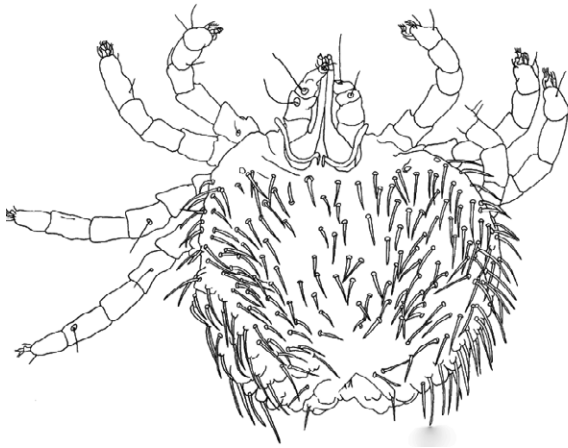
The species *Geckobia mysoriensis* was described by Monika Fajfer and Praveen Karanth based on a Holotype and nine Paratypes collected from Bangalore, IISc campus, Karnataka. The type specimens have been deposited in the CES-IISc. The species name is derived from the species name of the host, *Cnemaspis mysoriensis* (Jerdon).



Geckobia mysoriensis Fajfer & Karanth, 2022

***Geckobia treutleri* Fajfer & Karanth.**
***Diversity*, 14: 1064, <https://doi.org/10.3390/d14121064>, 2022**

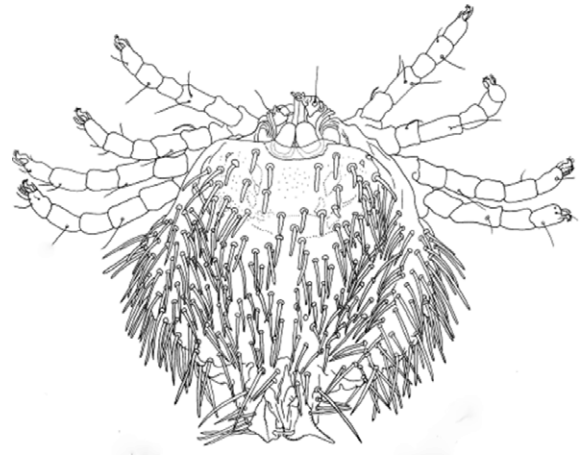
The species *Geckobia treutleri* was described by Monika Fajfer and Praveen Karanth based on a Holotype and one Paratype collected from Yerramaranahalli (13°32'55.4"N and 77°39'18.5"E), Karnataka. The type specimens have been deposited in the CES-IISc. The species name is derived from the species name of the host, *Hemidactylus treutleri* Mahony.



Geckobia treutleri Fajfer & Karanth,
2022

***Geckobia unica* Fajfer & Karanth.**
***Diversity*, 14: 1064, <https://doi.org/10.3390/d14121064>, 2022**

The species *Geckobia unica* was described by Monika Fajfer and Praveen Karanth based on a Holotype collected from Bangalore, NCBS campus, Karnataka. The type specimen has been deposited in the CES-IISc. The species name is derived from the Latin adjective "unique" and refers to unique setation of mite's trochanter IV.



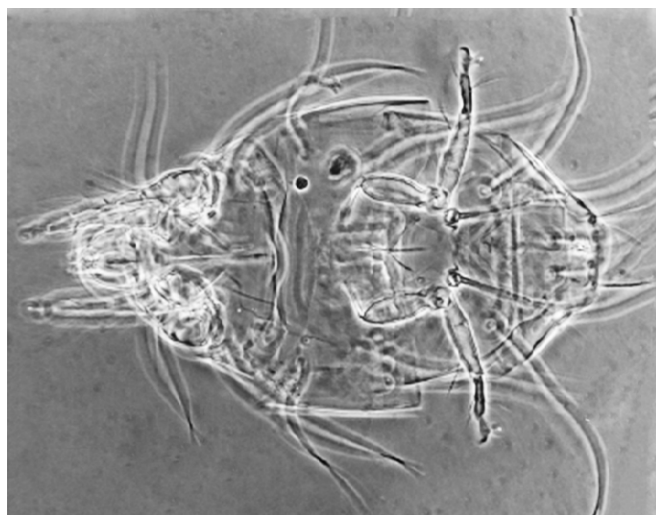
Geckobia unica Fajfer & Karanth,
2022

Family: TARSONEMIDAE

Genus: *Ceratotarsonemus* De Leon, 1956

***Ceratotarsonemus bengalicus* Karmakar & Kayal.**
***Zootaxa*, 5182(3): 238–246, 2022**

The species *Ceratotarsonemus bengalicus* was described by Sandipan Kayal, Priyanka Mondal and Krishna Karmakar based on a Holotype and two Paratypes collected from Rishikhola (27°09'47"N and 88°38'57"E), Kalimpong district, West Bengal. The type specimens have been deposited in NZC-ZSI. The species name *bengalicus* is derived from the type locality, West Bengal.



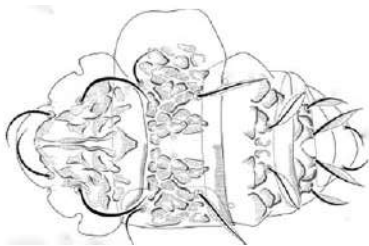
Ceratotarsonemus bengalicus
Karmakar & Kayal, 2022

Genus: *Daidalotarsonemus*
De Leon, 1956

***Daidalotarsonemus tambulae* Mondal & Karmakar.**

***Biologia*, <https://doi.org/10.1007/s11756-022-01245-x>, 2022**

The species *Daidalotarsonemus tambulae* was described by Priyankar Mondal and Krishna Karmakar based on a Holotype and six Paratypes collected from Maslandapur (22°51'5"N and 88°45'22.788" E), N.24 Parganas, West Bengal. The type specimens have been deposited in NZC-ZSI. The species name *tambulae* is derived from the Sanskrit cum Bengali word Tambul meaning 'betel leaf' which indicates the habitat of this species from where discovered.

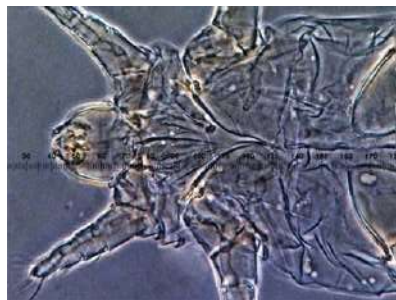


Daidalotarsonemus tambulae Mondal & Karmakar, 2022

Genus: *Steneotarsonemus*
Beer, 1954

***Steneotarsonemus banshi* Karmakar, Ganguly & Mondal. *International Journal of Acarology*, 48(2): 165-174, 2022**

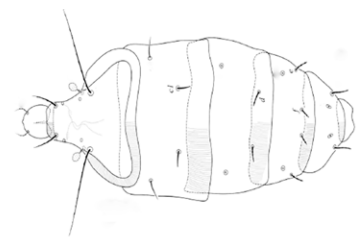
The species *Steneotarsonemus banshi* was described by Moumi Ganguly, Priyankar Mondal and Krishna Karmakar based on a Holotype and 11 Paratypes collected from Rishyap (27°6'43.6" N and 88°38'58.8" E, 2591 m a.s.l.), Kalimpong district, West Bengal. The type specimens have been deposited in NZC-ZSI. The specific name *banshi* comes from the Sanskrit cum Bengali word "bansh" meaning bamboo which indicates the host of this species.



Steneotarsonemus banshi Karmakar, Ganguly & Mondal, 2022

***Steneotarsonemus kharukiae* Karmakar & Ganguly. *Systematic & Applied Acarology*, 27(12): 2476–2492, 2022**

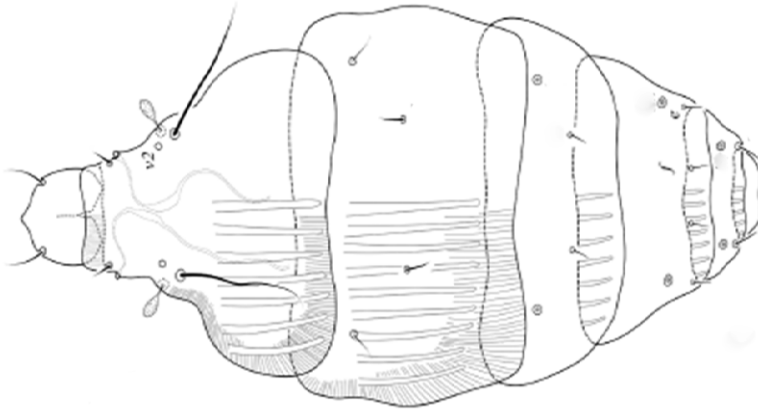
The species *Steneotarsonemus kharukiae* was described by Moumi Ganguly and Krishna Karmakar based on a Holotype and 19 Paratypes collected from Kolakham (27.1019°N and 88.6766°E, 1860 m), Kalimpong district, West Bengal. The type specimens have been deposited in NZC-ZSI. The species name *kharukiae* refers to the local name of the host plant, *Capioedium assimile*.



Steneotarsonemus kharukiae Karmakar & Ganguly, 2022

***Steneotarsonemus mohanasundarami* Karmakar & Ganguly.
Systematic & Applied Acarology, 27(12): 2476–2492, 2022**

The species *Steneotarsonemus mohanasundarami* was described by Moumi Ganguly and Krishna Karmakar based on a Holotype and 12 Paratypes collected from Rishyap (27.1112°N and 88.6526° E, 2591 m), Kalimpong district, West Bengal. The type specimens have been deposited in NZC-ZSI. The species name mohanasundarami is dedicated to Professor M. Mohonasundaram, one of the notable acarologists from India.

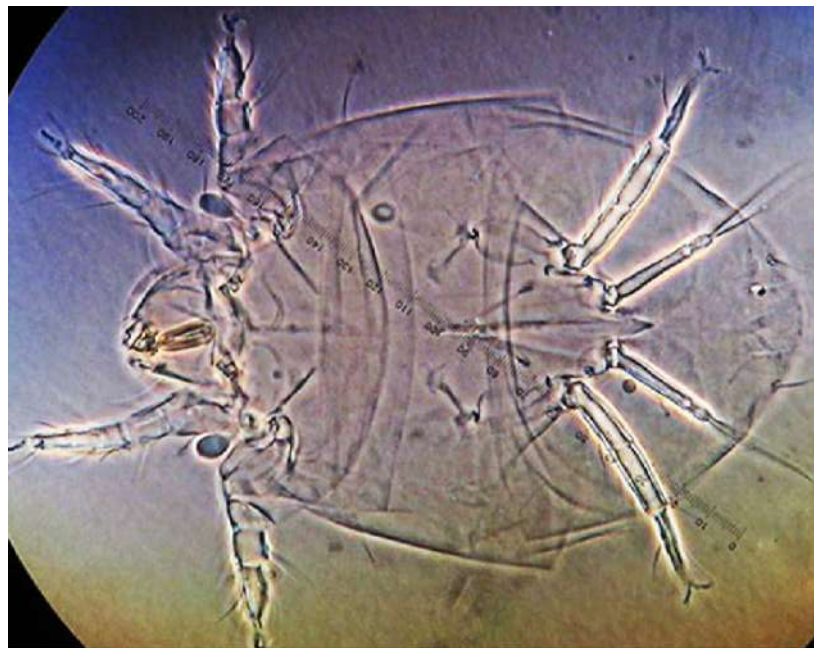


Steneotarsonemus mohanasundarami Karmakar & Ganguly, 2022

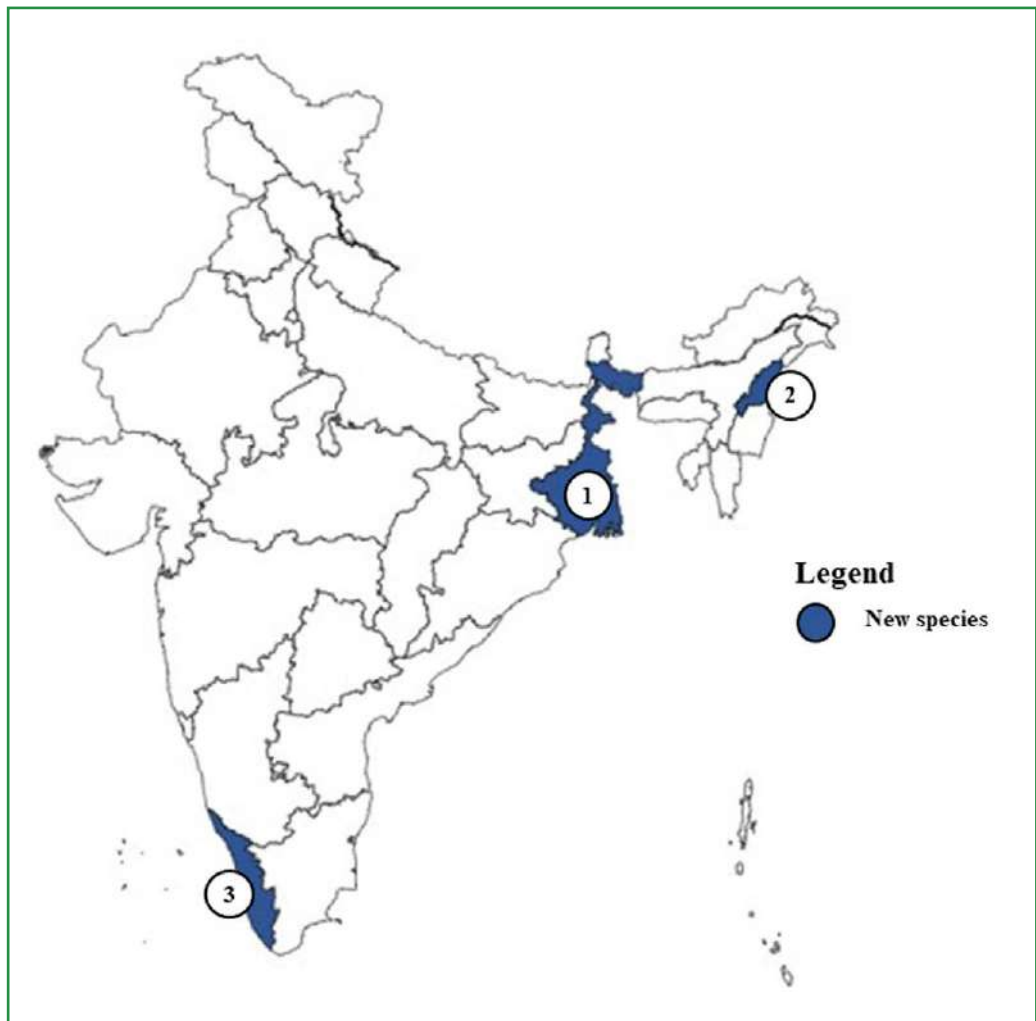
Genus: *Xenotarsonemus* Beer, 1954

***Xenotarsonemus krishnai* Mondal, Ganguly & Kayal.
Systematic & Applied Acarology, 27(10): 1888–1900, 2022**

The species *Xenotarsonemus krishnai* was described by Priyanka Mondal, Moumi Ganguly and Sandipan Kayal based on a Holotype and 15 Paratypes collected from Rock Garden (27°01'32" N and 88°14'16" E), Darjeeling, West Bengal. The type specimens have been deposited in NZC-ZSI. The species name krishnai is given in the honour of the Indian acarologist Prof. Krishna Karmakar for his notable contribution in exploring acarine fauna of Eastern India.



Xenotarsonemus krishnai Mondal, Ganguly & Kayal, 2022



The members of phylum annelid are found in both terrestrial and aquatic (freshwater and marine) habitat, some (leeches) are adapted to parasitism. Generally, they are categorized into two class viz. Polychaeta and Clitellata. The class Clitellata is further divided into two sub class Oligochaeta (earthworms and aquatic Oligochaeta) and Hirudinea (leeches). Except few species, most of the Polychaetes (Bristle worms) are found in marine ecosystems ranging from the intertidal zone to the deep sea. They are an important component of the marine food chain, particularly for benthic fishes and other bottom feeders, and they play a key role in the benthic ecosystem's stability and functioning. Whereas, the members of class Clitellata are adapted to both aquatic and terrestrial environments some are adapted to parasitism. Earthworms are considered terrestrial ecosystem engineers and their feeding and burrowing activities plays an important role in churning and aerating the soil. Hirudinea (Leeches) are considered as derivatives of oligochaetes. The use of leeches for medical purposes can be dated back thousands of years. Recent studies on bioactive anticoagulant and anti-inflammatory substances acquired from leeches have brought them back into the medical stream. A total of six new species of Annelida, three from Kerala, two from Nagaland and one from West Bengal have been described from India.

Phylum: ANNELIDA
Class: CLITELLATA
Order: ARHYNCHOBDELLIDA
Family: HAEMADIPSIDAE
Genus: *Haemadipsa* Tennent, 1859

***Haemadipsa zeylanica dimapurensis*
Mandal, Reynolds, Hasan,
Deuti, Sinha, Ghosh & Banerjee.
MEGADRILOGICA, 27(6): 57-62, 2022**

The species *Haemadipsa zeylanica dimapurensis* was described by Chandra K. Mandal, John W. Reynolds, Md. Nurul Hasan, Kaushik Deuti, B. Sinha, Shyamasree Ghosh and Dhriti Banerjee based on a Holotype collected from Jharnapani, Medziphema Dimapur Nagaland. The type specimen has been deposited in NZC-ZSI. The specific name is proposed according to the name of the place of collection Dimapur, Nagaland.



Haemadipsa zeylanica dimapurensis
Mandal *et al.*, 2022

***Haemadipsa zeylanica dhritii*
Mandal, Reynolds, Hasan & Deuti.
MEGADRILOGICA, 27(4): 33-39, 2022**

The species *Haemadipsa zeylanica dhritii* was described by Chandra K. Mandal, John W. Reynolds, Md. Nurul Hasan and Kaushik Deuti based on a Holotype collected from Jharnapani, Medziphema Dimapur Nagaland. The type specimen has been deposited in NZC-ZSI. The specific name is proposed according to the name of the Director Dr. Dhriti Banerjee, a famous Dipteran Scientist of Zoological Survey of India.

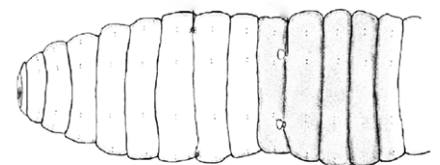


Haemadipsa zeylanica dhritii Mandal
et al., 2022

Order: MONILIGASTRIDA
Family: MONILIGASTRIDAE
Genus: *Moniligaster* Perrier, 1872

***Moniligaster julkai* Narayanan & Paliwal. *Opusc. Zool. Budapest*, 53(1): 31–50, 2022**

The species *Moniligaster julkai* was described by S. Prasanth Narayanan, R. Anuja, A.P. Thomas and R. Paliwal based on a Holotype and four Paratypes collected from rubber plantation, Puthuvely (9 50'4.0"N and 76 35'19.3"E), 4 km south of Koothattukulam town, Kottayam district, Kerala and one Paratype collected from evergreen forest, between Chalakkayam and Plapally (09°22'51.4"N and 77°03'00.5"E), Pathanamthitta district, Kerala. The type specimens have been deposited in ZSI-WGRC. Specific epithet 'julkai' is an eponym, named in honor of Dr. Jatinder Mohan Julka, eminent Indian earthworm taxonomist and academician, for his tremendous contributions to the taxonomic and ecological studies on the earthworms of India and neighboring countries.

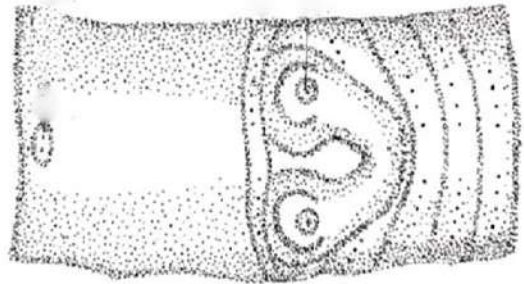


Moniligaster julkai Narayanan &
Paliwal, 2022

Order: OPISTHOPORA
Family: MEGASCOLECIDAE
Genus: *Megascolex* Templeton, 1844

***Megascolex papparensis* Lone, Thakur, Tiwari, James & Yadav. *Diversity*, 14: 1006, [https:// doi.org/10.3390/d14111006](https://doi.org/10.3390/d14111006), 2022**

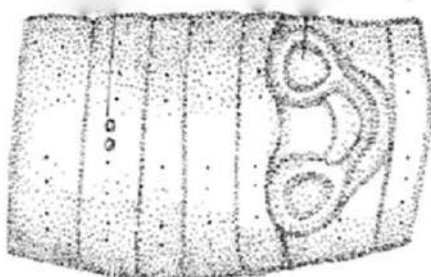
The species *Megascolex papparensis* was described by Azhar Rashid Lone, Samrendra Singh Thakur, Pooja Tiwari, Samuel Wooster James and Shweta Yadav based on a Holotype and Paratypes collected from Mannoorkara, close to Peppara Dam and Wildlife Sanctuary (8°38'35.2"N and 77°10'50.5"E), Thiruvananthapuram, Kerala. The type specimens have been deposited in the museum, at the Department of Zoology, Dr. Harisingh Gour Vishwavidyalaya (A Central University) Sagar, MP. The species "papparensis" is derived from its type of habitation, Peppara Dam, Kerala.



Megascolex papparensis
Lone et al., 2022

***Megascolex vazhichlensis* Lone, Thakur, Tiwari, James & Yadav. *Diversity*, 14: 1006, [https:// doi.org/10.3390/d14111006](https://doi.org/10.3390/d14111006), 2022**

The species *Megascolex vazhichlensis* was described by Azhar Rashid Lone, Samrendra Singh Thakur, Pooja Tiwari, Samuel Wooster James and Shweta Yadav based on a Holotype collected from Forest land (8°33'00.2"N and 77°14'033.0"E), Vazhichal, Kerala. The type specimen has been deposited in the museum, at the Department of Zoology, Dr. Harisingh Gour Vishwavidyalaya (A Central University) Sagar, MP. The species "vazhichlensis" is derived from its type of habitation, the Vazhichal, Kerala.



Megascolex vazhichlensis Lone et al., 2022

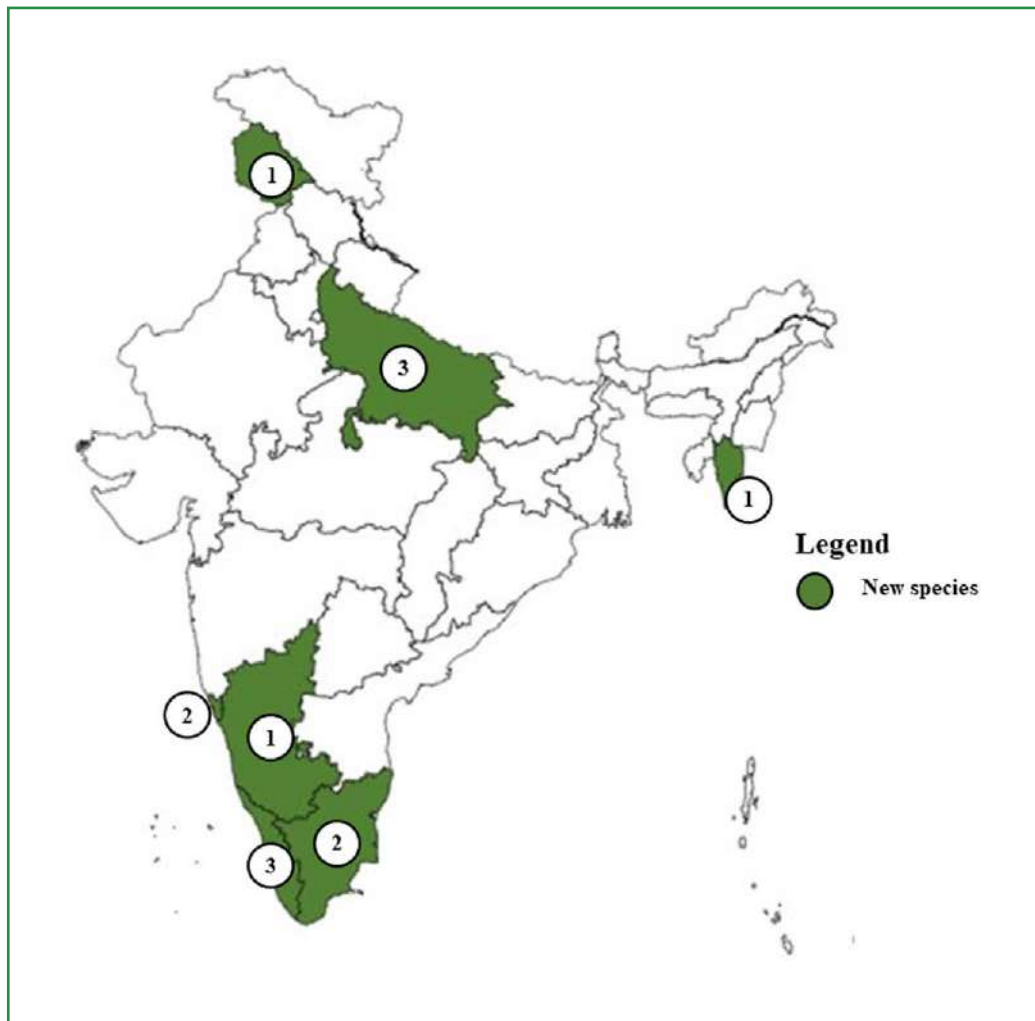
Genus: *Tonoscolex* Gates, 1933

***Tonoscolex kalimpongensis* Ahmed & Julka. *Zootaxa*, 5124(3): 375–382, 2022**

The species *Tonoscolex kalimpongensis* was described by Shakoor Ahmed, K G Emiliyamma, Nithyanandam Marimuthu, Sheikh Sajan and J.M. Julka based on a Holotype collected from Neora Valley national park (27.080915°N; 88.697965°E, 2198 m asl), Kalimpong district, West Bengal. The type specimen has been deposited in ZSI-GNC. The species is named after the district where it was collected.



Tonoscolex kalimpongensis Ahmed & Julka, 2022



Nematodes are highly diversified lower invertebrates, perhaps the most numerous multicellular animals on earth. Nematodes have been successful in adapting to every ecosystem, from soils to freshwater to marine ecosystem, and they have been reported from polar regions to the tropics and are found from highest to lowest elevations, even in oceanic trenches and also within the earth's lithosphere and recently have reported the viable soil nematodes from the samples of Pleistocene permafrost deposits. Nematodes are harmful as causing damage to plants and causing several diseases in animals and humans. On the other hand, they are highly beneficial as biological control agents, Bacterial and fungal feeding nematodes are important soil mineralizers and decomposers, utilized in Long Term Ecological Studies, Climate changes in Antarctica and Model system for studying developmental studies, genetics etc. A total of 13 new species of Nematoda have been described from India: three each from Uttar Pradesh and Kerala, two each from Goa and Tamil Nadu, one each from Jammu and Kashmir, Karnataka and Mizoram.

Phylum: NEMATODA
Class: CHROMADOREA
Order: RHABDITIDA
Family: DIPOGASTERIDAE
Genus: *Mononchoides* Rahm, 1928

***Mononchoides kanzakii* Mahboob, Bashir, Asif, Nazir, Jahan & Tahseen. *Journal of Helminthology*, 96, e41: 1-22, <https://doi.org/10.1017/S0022149X22000323>, 2022**

The species *Mononchoides kanzakii* was described by M. Mahboob, I. Bashir, M. Asif, N. Nazir, R. Jahan and Q. Tahseen based on a Holotype and 29 Paratypes collected from Kanpur (26°25'34"N and 80°23'49"E), Uttar Pradesh. The type specimens have been deposited in AMU-ZD-NC. The species name is given to honour Dr Natsumi Kanzaki for his important contribution to the taxonomy of diplogastrids.




Mononchoides kanzakii Mahboob et al., 2022

Genus: *Fictor* Paramonov, 1952

***Fictor platypapillata* Mahboob & Tahseen. *Journal of Helminthology*, 96, e14: 1–15. <https://doi.org/10.1017/S0022149X22000050>, 2022**

The species *Fictor platypapillata* was described by M. Mahboob and Q. Tahseen based on a Holotype and 29 Paratypes collected from Balrampur district (27°25'28"N and 82°10'57"E), Uttar Pradesh. The type specimens have been deposited AMU-ZD-NC. The species name was designated based on flattened genital sensilla.



Fictor platypapillata Mahboob & Tahseen, 2022

Family: PANAGROLAIMIDAE
Genus: *Halicephalobus* Timm, 1956

***Halicephalobus termitis* Mahboob & Tahseen. *Journal of Natural History*, 55(39-40): 2549-2567, 2022**

The species *Halicephalobus termitis* was described by M. Mahboob and Q. Tahseen based on a Holotype and 13 Paratypes collected from Aligarh Fort (27.5534°N and 78.0429°E), Uttar Pradesh. The type specimens have been deposited in AMU-ZD-NC and Nematode Collection Unit, Indian Agricultural Research Institute, Pusa, New Delhi. The specific epithet is based on the termite host that yielded the nematodes.



Halicephalobus termitis Mahboob & Tahseen, 2022

Family: RHABDITIDAE

Genus: *Stegorhabditis* Shah, Hussain, Vaid & Ahmad, 2015

***Stegorhabditis miniata* Vaid, Shah & Akhter. *FLORA AND FAUNA*, 28(2): 328-332, 2022**

The species *Stegorhabditis miniata* was described by Shavish Vaid, A.A. Shah and Shamim Akhter based on a Holotype and six Paratypes collected from Poonch district, Jammu and Kashmir. The type specimens have been deposited in the Nematode Collection of Centre for Biodiversity Studies, School of Biosciences and Biotechnology, Baba Ghulam Shah Badshah, University, Rajouri and Instituute voor Dierkunde, Rijksuniversiteit, Gent, Belgium. The species name is based on the small size of the body.



Stegorhabditis miniata Vaid, Shah & Akhter, 2022

Class: ENOPLEA

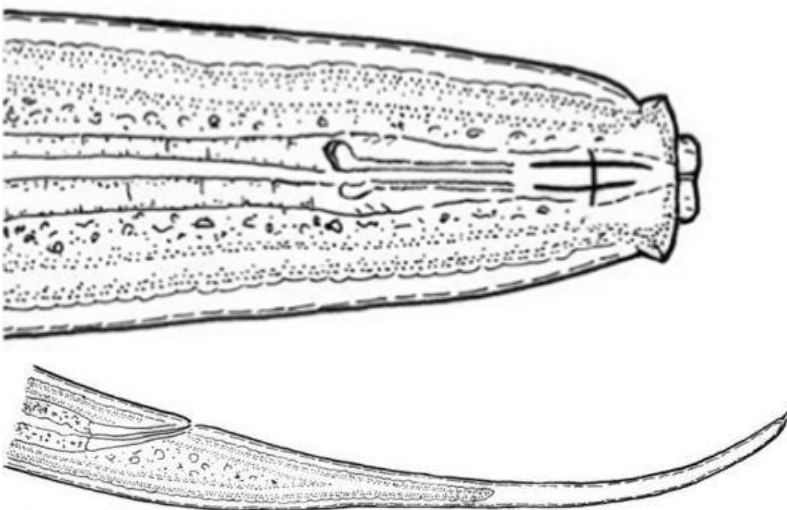
Order: DORYLAIMIDA

Family: DORYLAIMIDAE

Genus: *Discomyctus* Thorne, 1939

***Discomyctus mucronatus* Islam & Ahmad. *Biologia*, 77: 77–92, 2022**

The species *Discomyctus mucronatus* was described by Md Niraul Islam and Wasim Ahmad based on a Holotype and one Paratype collected from Mudumalai National Park (11°32'35.4" N and 76°31'24.1" E), Gudalur, Nilgiris district, Tamil Nadu. The type specimens have been deposited in AMU-ZD-NC as well as ZSI-Kolkata. The new species is named because of presence of mucro at tail.



Discomyctus mucronatus Islam & Ahmad, 2022

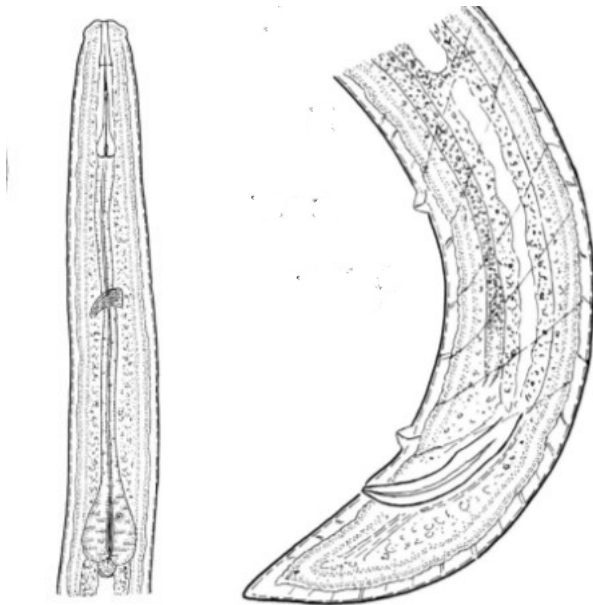
Family: LEPTONCHIDAE

Genus: *Basirotyleptus* Jairajpuri, 1964

***Basirotyleptus conicaudatus* Islam & Ahmad. *European Journal of Taxonomy*, 791: 1-57, 2022**

The species *Basirotyleptus conicaudatus* was described by Md Niraul Islam and Wasim Ahmad based on a Holotype and two Paratypes collected from Chalakudy (10°18'03.6N and 76°26'27.6E, 5-15 cm depth), Thrissur district, Kerala. The type specimens have been deposited in the nematode collection of the AMU-ZD-NC. The species is named because of its conoid tail.

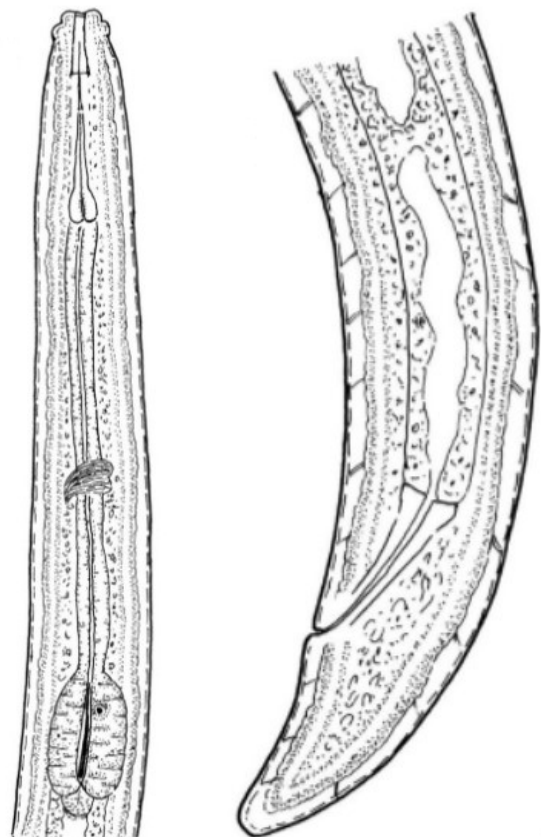
Basirotyleptus conicaudatus Islam & Ahmad, 2022



***Basirotyleptus constrictus* Islam & Ahmad. *European Journal of Taxonomy*, 791: 1-57, 2022**

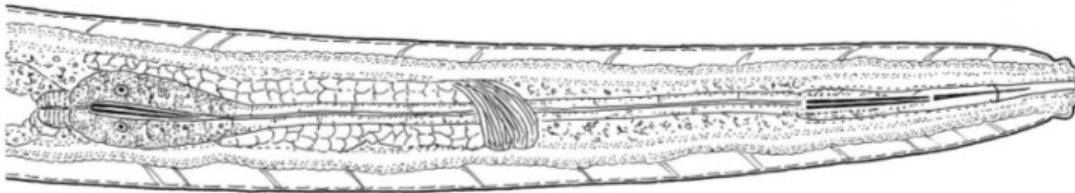
The species *Basirotyleptus constrictus* was described by Md Niraul Islam and Wasim Ahmad based on a Holotype and eight Paratypes collected from Bhagamandala (12°23'29.1N and 75°31'50.0E, 5-15 cm depth), Kodagu district, Karnataka. The type specimens have been deposited in the nematode collection of the AMU-ZD-NC. The species is named because of its Pharyngeal bulb separated by constriction.

Basirotyleptus constrictus Islam & Ahmad, 2022



***Basirotyleptus goaensis* Islam & Ahmad. *European Journal of Taxonomy*, 791: 1-57, 2022**

The species *Basirotyleptus goaensis* was described by Md Niraul Islam and Wasim Ahmad based on a Holotype and seven Paratypes collected from Madgaon (15°09'03.5N and 74°01'05.5E, 5-15 cm depth), South Goa district, Goa. The type specimens have been deposited in the nematode collection of the AMU-ZD-NC. The species is named because of its type locality, Goa.

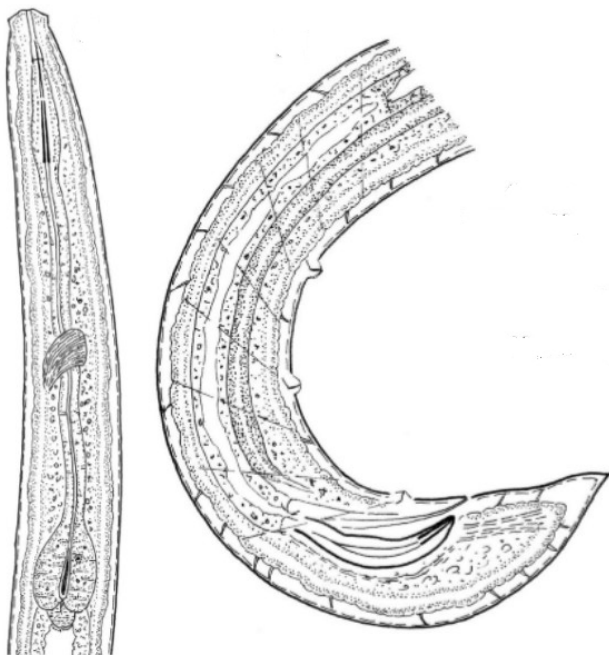


Basirotyleptus goaensis Islam & Ahmad, 2022

***Basirotyleptus neocaudatus* Islam & Ahmad. *European Journal of Taxonomy*, 791: 1-57, 2022**

The species *Basirotyleptus neocaudatus* was described by Md Niraul Islam and Wasim Ahmad based on a Holotype and six Paratypes collected from Ranipuram National Park (12.4°26'18.3"N and 75.3°58'94.4E, 5-15 cm depth), Kasaragad district, Kerala. The type specimens have been deposited in the nematode collection of the AMU-ZD-NC. The species is named because of its tail close to *B. caudatus*.

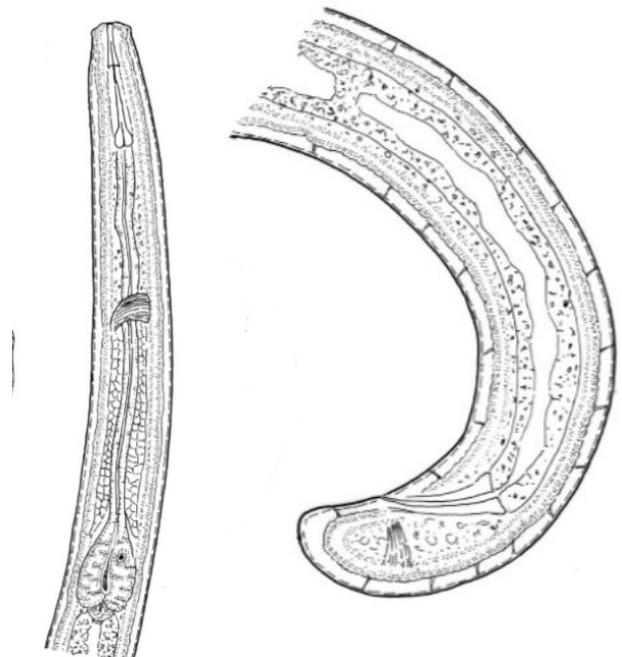
Basirotyleptus neocaudatus Islam & Ahmad, 2022



***Basirotyleptus siddiqii* Islam & Ahmad. *European Journal of Taxonomy*, 791: 1-57, 2022**

The species *Basirotyleptus siddiqii* was described by Md Niraul Islam and Wasim Ahmad based on a Holotype and one Paratype collected from Naduvattum (11°28'37.8"N and 76°32'36.7"E, 5-15 cm depth), Nilgiri hill district, Tamil Nadu. The type specimens have been deposited in the nematode collection of the AMU-ZD-NC. The species is named after late Dr Mohammad Rafiq Siddiqi in recognition of his contribution to nematode taxonomy.

Basirotyleptus siddiqii Islam & Ahmad, 2022




Family: MYDONOMIDAE

Genus: *Dorylaimoides* Thorne & Swanger, 1935

***Dorylaimoides brevicaudatus* Islam & Ahmad. *Journal of Natural History*, 56(5-8): 311-347, 2022**

The species *Dorylaimoides brevicaudatus* was described by Md Niraul Islam and Wasim Ahmad based on a Holotype and Paratypes collected from Verna (15.353583°N and 73.922278°E), South Goa district, Goa. The type specimens have been deposited in the nematode collection of the AMU-ZD-NC. The new species is named because of its short tail.



Dorylaimoides brevicaudatus Islam & Ahmad, 2022

***Dorylaimoides silvallis* Islam & Ahmad. *Journal of Natural History*, 56(5-8): 311-347, 2022**

The species *Dorylaimoides silvallis* was described by Md Niraul Islam and Wasim Ahmad based on a Holotype and Paratypes collected from Silent Valley National Park (11.063778°N and 76.538167°E), Mukkali, Palakkad district, Kerala. The type specimens have been deposited in the nematode collection of the AMU-ZD-NC. The new species is named after its type locality, Silent Valley National Park.



Dorylaimoides silvallis Islam & Ahmad, 2022

Order: MONONCHIDA

Family: LOTONCHIDAE

Genus: *Parahadronchus* Mulvey, 1978

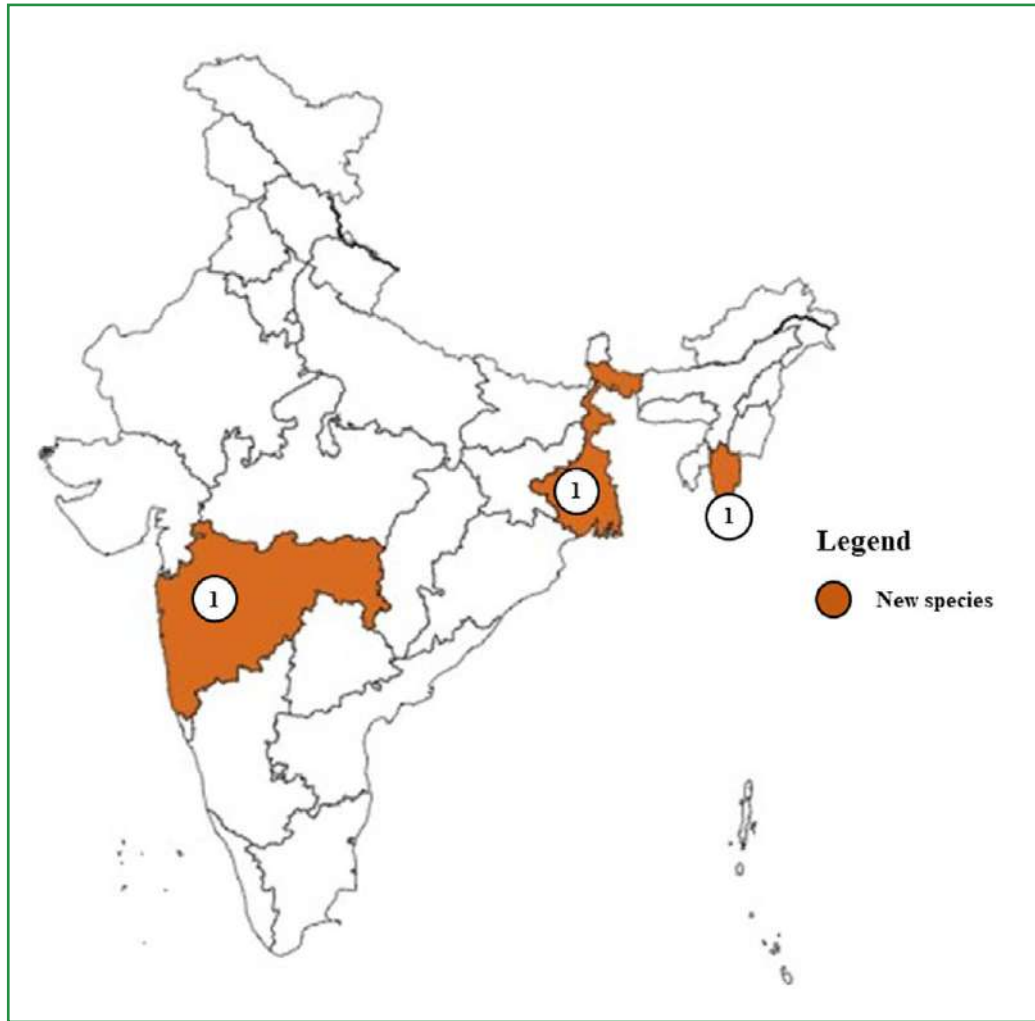
***Parahadronchus dividentus* Sushilkumar, Mexico & Mohilal. *Agricultural Science Digest*, 10.18805/ag. D-5496, 2022**

The species *Parahadronchus dividentus* was described by S. Sushilkumar, S. Mexico and N. Mohilal based on a Holotype and Paratypes collected from different localities of Aizawl district, Mizoram. The type specimens have been deposited in the Nematode Collection Centre of Parasitology Section of Zoology Department of Manipur University, Canchipur, Imphal, Manipur, India. The new species is named for owing peculiar two ventral denticles.



Parahadronchus dividentus Sushilkumar, Mexico & Mohilal, 2022

PLATYHELMINTHES

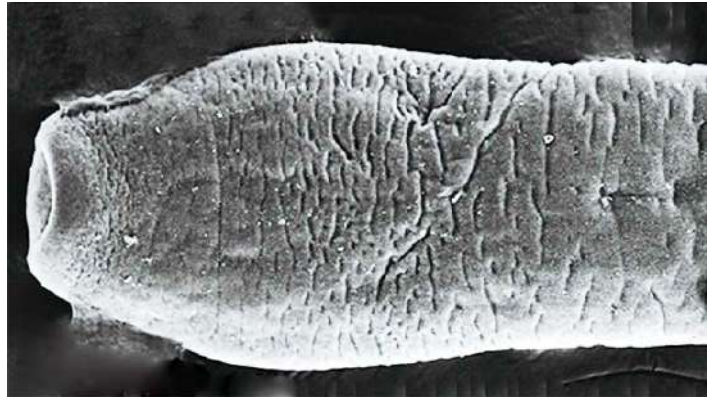


Platyhelminthes are triploblastic, bilaterally symmetrical, dorsoventrally flattened, acoelomate flatworms with organ grade of construction. Platyhelminthes includes such animals as the freshwater planarian, marine flatworms, and parasitic worms that parasitize other organisms including humans. Many flatworms like Planarians and Turbellarians are good biological control agents, while many play role as decomposers. Apart from this they have harmful role as blood flukes, lung flukes and intestinal flukes. Three new species of Platyhelminthes have been described from India, one each from Maharashtra, Mizoram and West Bengal.

Phylum: PLATYHELMINTHES
Class: CESTODA
Order: CARYOPHYLLIDEA
Family: LYTOCESTIDAE
Genus: *Mystocestus* Scholz, Biswas, Patra & Ash, 2022: **NEW GENUS**

***Mystocestus anindoi* Scholz,
Biswas, Patra & Ash. *Journal
of Helminthology*, 96(e25):
1–10, [https://doi.org/10.1017/
S0022149X22000189](https://doi.org/10.1017/S0022149X22000189), 2022**

The genus *Mystocestus* and the species *Mystocestus anindoi* was described by T. Scholz, R. Biswas, B.K. Patra and A. Ash based on a Holotype collected from Fulbari Dam Lake (26°38'49"N and 88°23'58"E), south of Siliguri, West Bengal and six Paratypes collected from Nerli village (18°50'41"N and 77°50'54"E), Tehsil-Dharmabad, Nanded, Maharashtra. The type specimens have been deposited in IPCAS and ZSI-Kolkata. The new species is named after Anindo Choudhury, St Norbert College, De Pere, Wisconsin, USA.

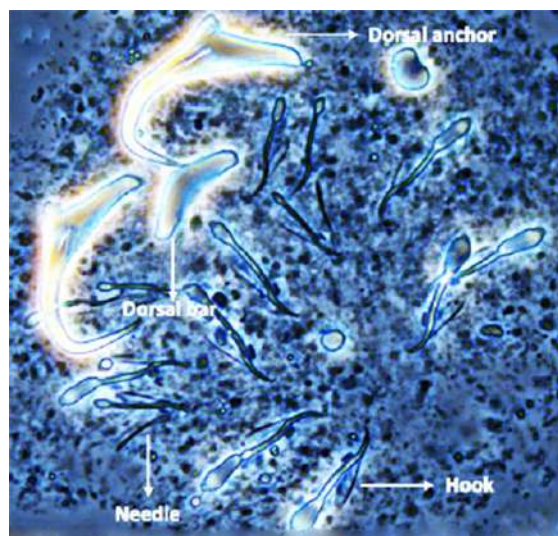


Mystocestus anindoi Scholz et al., 2022

Class: MONOGENEA
Order: MONOISTHOCOTYLEA
Family: DACTYLOGYRIDAE
Genus: *Dactylogyrus* Diesing, 1850

***Dactylogyrus kolodynensis*
Trivedi, Prakash & Tripathy. *Journal of Parasitic Diseases*,
[https://doi.org/10.1007/
s12639-022-01505-2](https://doi.org/10.1007/s12639-022-01505-2), 2022**

The species *Dactylogyrus kolodynensis* was described by Amit K. Trivedi, Sneha Prakash and Amit Tripathi based on a Holotype and Paratypes collected from River Kolodyne (22°35'15"N and 92°55'13"E), Lawngtlai, Mizoram. The type specimens have been deposited in ZSI-Kolkata and helminthological collection of the Department of Zoology, University of Lucknow, India. The species is named after the river "Kolodyne", the type locality of the species.

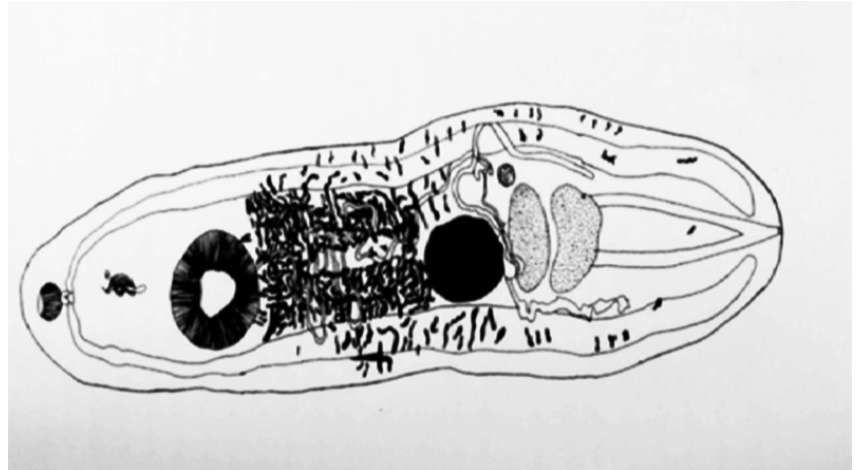


Dactylogyrus kolodynensis Trivedi, Prakash & Tripathy, 2022

Class: TREMATODA
Order: PLAGIORCHIIDA
Family: ORIENTOCREADIIDAE
Genus: *Orientocreadium* Tabangui, 1931

***Orientocreadium
striatusae* Pardeshi.
FLORA AND FAUNA,
28(1): 101-106, 2022**

The species *Orientocreadium striatusae* was described by P.R. Pardeshi based on a Holotype collected from Paithan, Aurangabad district, Maharashtra. The type specimen has been deposited in Helminthology laboratory, Department of Zoology, Dr. Babasaheb Ambedkar Marathwada University, Aurangabad (Maharashtra) India.



Orientocreadium striatusae Pardeshi, 2022



The Phylum Cnidaria represents exclusively aquatic diploblastic fauna communities which are mostly found in marine habitats across the world. These are presently categorized under six classes such as Anthozoa, Cubozoa, Hydrozoa, Myxozoa, Scyphozoa, and Staurozoa whereas hard corals, stony corals, fire corals, soft corals, sea pens, sea whips, sea fans, black corals, sea anemones, jellyfish, sea firs, Portuguese man-of-war, etc. are commonly known names. These groups of animals are seen to represent two forms viz. medusa-free-swimming or floating mode of life and polyp- sessile part of life form. All the species of cnidarians are carnivorous while cnidae and tentacles take active roles in the capture of prey whereas most of the species are dependent on endosymbiotic algae or zooxanthellae to meet their nutritional need, and a few are parasites. Cnidarians are the major building blocks of coral reef ecosystems of the world's oceans especially the complex structure of shallow tropical waters. One species of Cnidaria from Lakshadweep islands has been described from India.

Phylum: CNIDARIA
Class: MYXOSPOREA
Order: BIVALVULIDAE
Family: SPHAEROMYXIDAE
Genus: *Sphaeromyxa* Thélohan, 1892

***Sphaeromyxa cornuti* Surendran, Vijayagopal & Sanil. *Acta Parasitologica*, <https://doi.org/10.1007/s11686-022-00583-9>, 2022**

The species *Sphaeromyxa cornuti* was described by Sneha Surendran, Pananghat Vijayagopal and Nandiath Karayi Sanil based on a Holotype collected from Lakshadweep islands, Arabian Sea. The type specimen has been deposited in Marine Biodiversity Museum, Central Marine Fisheries Research Institute, India. The species name of the parasite refers to the specific name of the host, *Zanclus cornutus* (Linnaeus, 1758).



Sphaeromyxa cornuti Surendran, Vijayagopal & Sanil, 2022

3.16

PORIFERA



This year three new species of porifera have been described from India from the central India ridge, Indian Ocean.

Phylum: PORIFERA
Class: DEMOSPONGIAE
Order: POECILOSCLERIDA
Family: CLADORHIZIDAE
Genus: *Asbestopluma* Topsent, 1901

***Asbestopluma (Asbestopluma) indiyansis* Rengaiyan & Ingole.
Zootaxa, DOI: 10.11646/*Zootaxa*. 5162.5.1, 2022**

The species *Asbestopluma (Asbestopluma) indiyansis* was described by Periasamy Rengaiyan and Baban Ingole based on a Holotype and one Paratype collected from seamount of the Central Indian Ridge (23°09'47.88"S and 69°31'51.96"E, 1917 m), Indian Ocean. The type specimens have been deposited in NCPOR. This species name "indiyansis" refers to the country (India). Gender is feminine.



Asbestopluma (Asbestopluma) indiyansis Rengaiyan & Ingole, 2022

***Asbestopluma (Asbestopluma) bharatiyae* Rengaiyan & Ingole.
Zootaxa, DOI: 10.11646/
Zootaxa. 5162.5.1, 2022**


The species *Asbestopluma (Asbestopluma) bharatiyae* was described by Periasamy Rengaiyan and Baban Ingole based on a Holotype and one Paratype collected from seamount of the Central Indian Ridge (23°09'47.88"S and 69°31'51.96"E, 1917 m), Indian Ocean. The type specimens have been deposited in NCPOR. The species name "bharatiyae" refers to the Bharat Dynasty. In the ancient era, Emperor Bharat (India) gave his name to the dynasty, referred to as Mahabharat or Akhand Bharat. Gender is feminine.



Asbestopluma (Asbestopluma) bharatiyae Rengaiyan & Ingole, 2022

***Chondrocladia sagari* Rengaiyan & Ingole. *Zootaxa*, DOI: 10.11646/
Zootaxa.5162.5.1, 2022**

The species *Chondrocladia sagari* was described by Periasamy Rengaiyan and Baban Ingole based on a Holotype collected from seamount of the Central Indian Ridge (23°9'12.96"S and 69°31'13.8"E, 2103 m), Indian Ocean. The type specimen has been deposited in NCPOR. The species name "sagari" refers to the Ocean. Sagar means 'Ocean' in Hindi. Gender is feminine.



Chondrocladia sagari Rengaiyan & Ingole, 2022

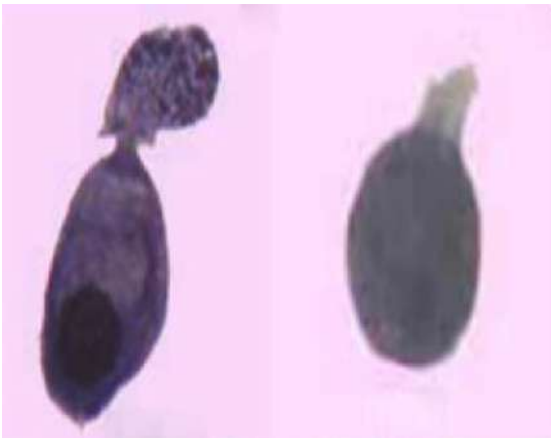


Protists are single-celled eukaryotic microorganisms which colonize and inhabit virtually all environments where eukaryotic life has been found and thus, are one of the most successful groups on the earth. They range in size from $1\mu\text{m}$ Protozoans are motile and nearly all possess flagella, pseudopodia or cilia, in one or more stages of their life. They are common predators on bacteria, testate amoeba, algae, fungi, diatoms and other small organisms, and thus serves as an important link in cycling of nutrients for the benefit of other life forms. Their sensitivity towards any change in the environment (diversity, as well as the structure and functional characteristics) contain immense information to develop and test them as bioindicators for evaluating environmental health. Many protists species can be considered as a highly valuable bioindicators in water quality analysis as well as model laboratory organism for various in-depth studies due to their ability to growth rapidly, having high turnover rates and short generation times allowing them to response quickly to changing environmental conditions. This year three new species of protozoa have been decribed from India, all three species decribed from Manipur.

Phylum: APICOMPLEXA
Class: GREGARINOMORPHEA
Order: EUGREGARINORIDA
Family: GREGARINIDAE
Genus: *Gregarina* Dufour, 1828

***Gregarina choreodoae* Yumnam, Mohilal & Chanu. *J. Exp. Zool. India*, 25(1): 121-129, 2022**

The species *Gregarina choreodoae* was described by Indira Yumnam, Naorem Mohilal and Loukrakpam Bina Chanu based on a Holotype and one Paratype collected from Loumanbi, Imphal east, Manipur. The type specimens have been deposited in the Protozoan Collection of Parasitology Section, Centre of Advanced Studies in Life Sciences, Manipur University, Canchipur-795003, India. The species is named regarding the fact that it is reported from *Choreodorucus robusta*.



Gregarina choreodoae Yumnam, Mohilal & Chanu, 2022

***Gregarina oxyae* Yumnam, Mohilal & Chanu. *J. Exp. Zool. India*, 25(1): 121-129, 2022**

The species *Gregarina oxyae* was described by Indira Yumnam, Naorem Mohilal and Loukrakpam Bina Chanu based on a Holotype and one Paratype collected from Kajipat, Imphal east, Manipur. The type specimens have been deposited in the Protozoan Collection of Parasitology Section, Centre of Advanced Studies in Life Sciences, Manipur University, Canchipur-795003, India. The species is named after its host *Oxya hyla hyla*.



Gregarina oxyae Yumnam, Mohilal & Chanu, 2022

***Gregarina roseae* Yumnam, Mohilal & Chanu. *J. Exp. Zool. India*, 25(1): 121-129, 2022**

The species *Gregarina roseae* was described by Indira Yumnam, Naorem Mohilal and Loukrakpam Bina Chanu based on a Holotype and one Paratype collected from Kajipat, Imphal east, Manipur. The type specimens have been deposited in the Protozoan Collection of Parasitology Section, Centre of Advanced Studies in Life Sciences, Manipur University, Canchipur- 795003, India. The species is named after its host *Chondracis rosea*.



Gregarina roseae Yumnam, Mohilal & Chanu, 2022

3.18

CHROMISTA




One new species of Ciliophora has been described this year from Maharashtra.

Phylum: CILIOPHORA
Order: VERMIGEMMIDA
Family: RHABDOPHRYIDAE
Genus: *Rhabdophrya* Chatton & Collin, 1910

***Rhabdophrya
mumbaiensis*
Chatterjee, Dovgal
& Sautya. *Zootaxa*,
5178(3): 293–300,
2022**

The species *Rhabdophrya mumbaiensis* was described by Tapas Chatterjee, Igor Dovgal and Sabyasachi Sautya based on Type materials collected from Navy-Nagar (18°54'17.05"N and 72°48'08.09"E), Mumbai intertidal coralline region, west coast of India, the Arabian Sea. The type specimens have been deposited in CSIR-NIO. The specific epithet reflects the type locality Mumbai.

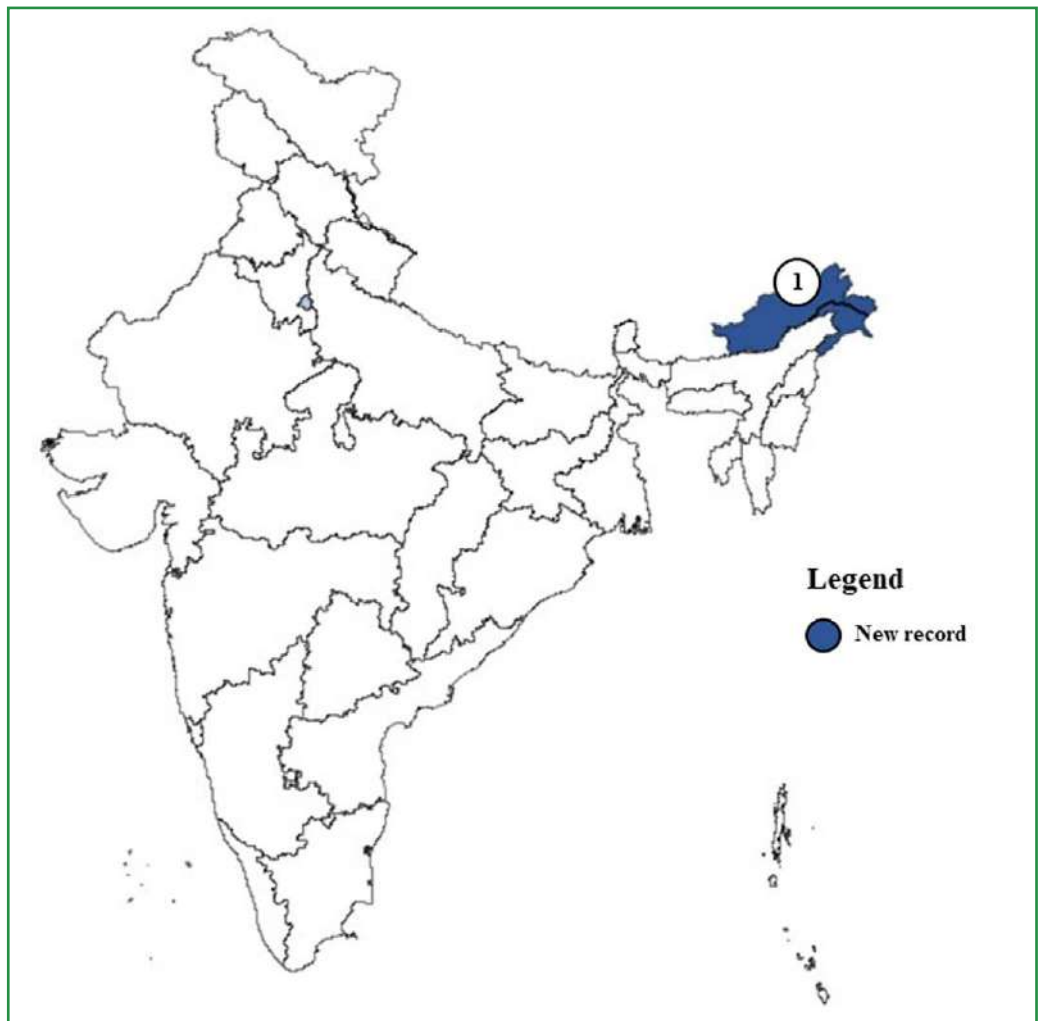


Rhabdophrya mumbaiensis Chatterjee, Dovgal & Sautya, 2022

NEW RECORDS

4





This year one species of Mammal has been recorded for the first time from India (Arunachal Pradesh).

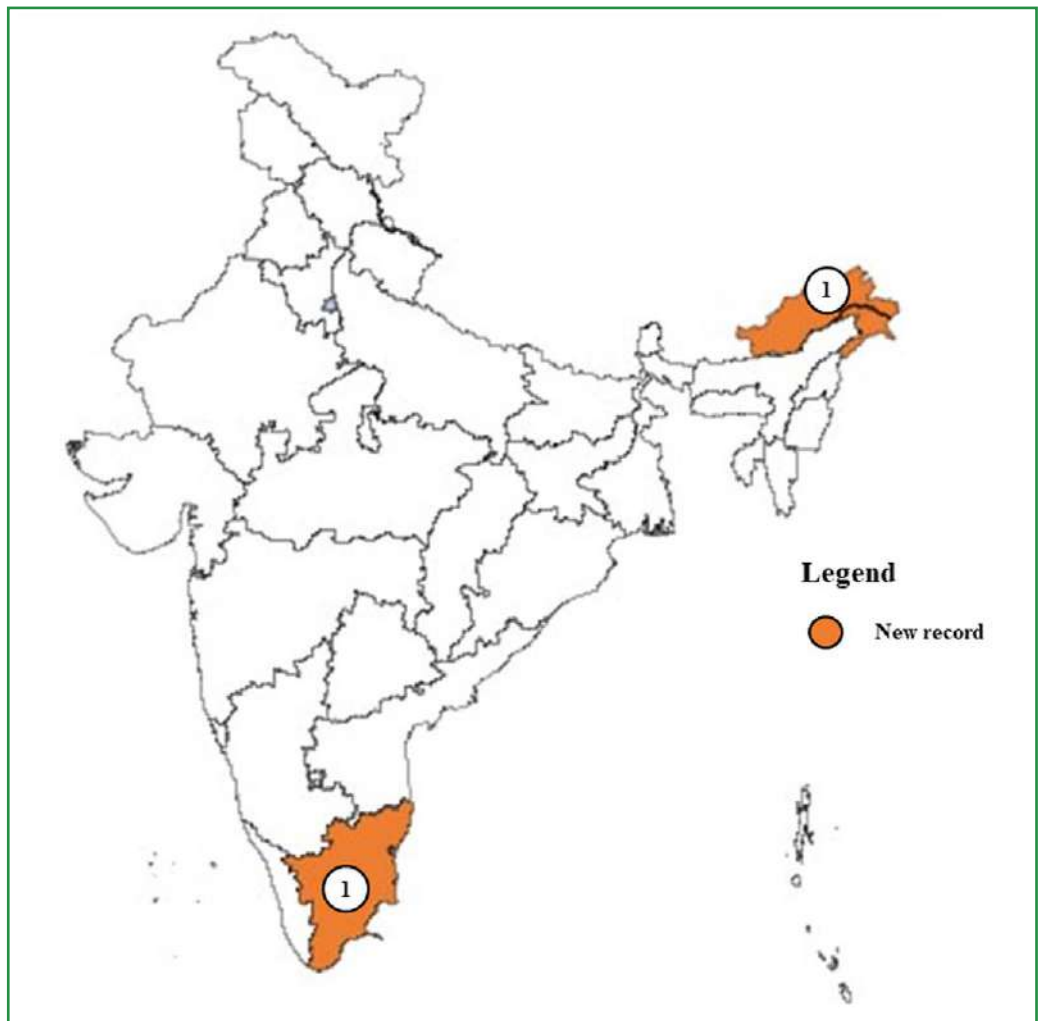
Phylum: CHORDATA
Class: MAMMALIA
Order: PRIMATES
Family: CERCOPITHECIDAE
Genus: *Macaca* Lacépède, 1799

***Macaca leucogenys* Li, Zhao, Fan, 2015**

The species *Macaca leucogenys* earlier known from Modog, Southeastern Tibet, has been reported for the first time from India based on a collection made from West Siang, Arunachal Pradesh. It has been published by Avijit Ghosh, Supriyo Dalui, Tanoy Mukherjee, Bheem Dutt Joshi, Sujeet Kumar Singh, Gopinathan Maheswaran, Lalit Kumar Sharma, Kailash Chandra and Mukesh Thakur in the journal: *Animal Gene*, <https://doi.org/10.1016/j.angen.2022.200124>, 2022.



Macaca leucogenys Li, Zhao, Fan, 2015




This year two species of reptiles have been recorded for the first time from India, one from Arunachal Pradesh and the other from Tamil Nadu.

Phylum: CHORDATA
Class: REPTILIA
Order: SQUAMATA
Family: AGAMIDAE
Genus: *Calotes* Cuvier, 1817

Calotes medogensis Zhao & Li, 1984

The species *Calotes medogensis* earlier known from China, has been reported for the first time from India based on a collection made from Ramsing (28°39'22.71"N and 94°58'46.22"E, 601 m asl.), Mouling National Park, Upper Siang, Arunachal Pradesh and Poba Reserve Forest, Arunachal Pradesh. The specimens have been deposited in the Wildlife Institute of India, Dehradun, Uttarakhand, India. It has been published by Bitupan Boruah, Surya Narayanan, V. Deepak and Abhijit Das in the journal: *Zootaxa*, 5219(5): 433–455, 2022



Calotes medogensis Zhao & Li, 1984

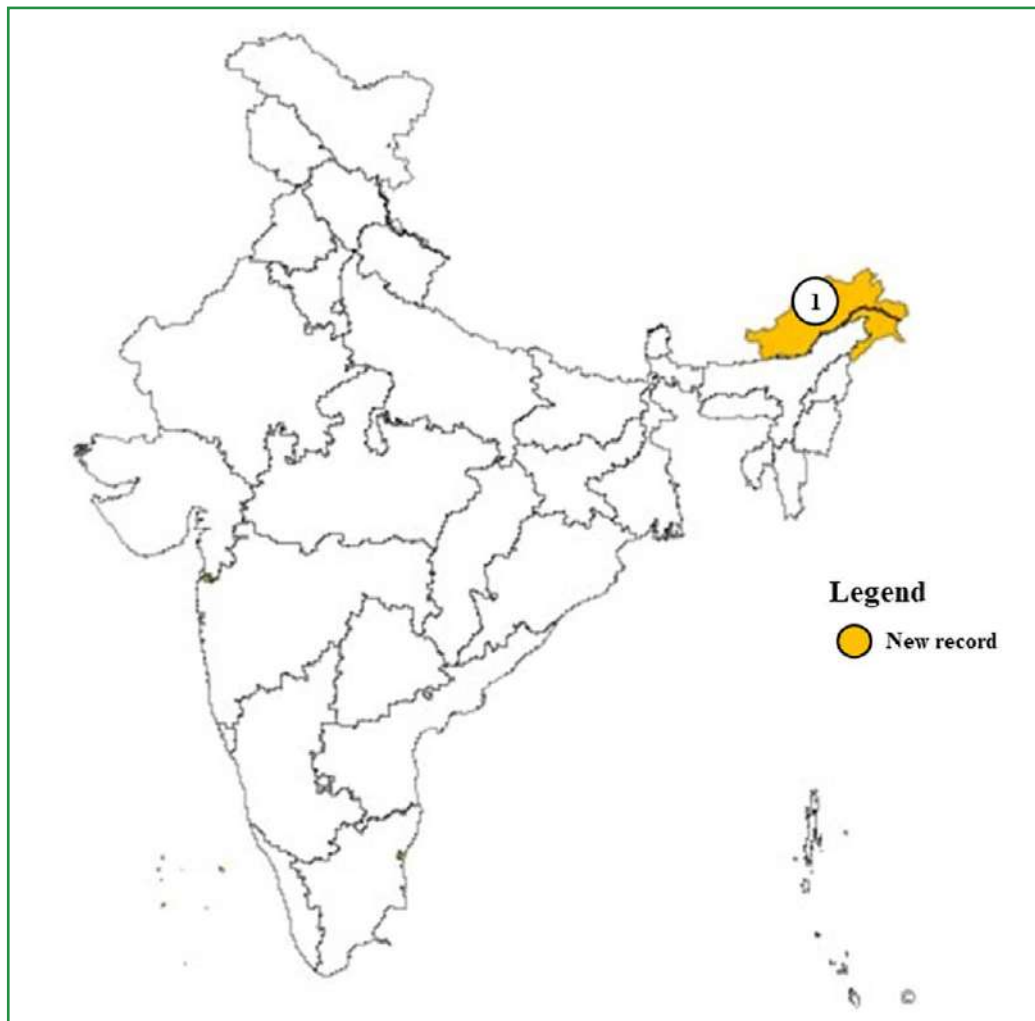
Family: COLUBRIDAE
Genus: *Dendrelaphis* Boulenger, 1890

Dendrelaphis bifrenalis (Boulenger, 1890)

The species *Dendrelaphis bifrenalis* earlier known from Sri Lanka, has been reported for the first time from India based on a collection made from Chenbagathoppu Odai (9.5440°N and 77.5544°E, 200 m a.s.l.), Srivilliputhur, Virudhunagar district, Tamil Nadu. The specimens have been deposited in ZSI-SRS. It has been published by R. Aengals, S.R. Ganesh, P.G.S. Sethy, J. Samson Kirubakaran, M. Ahamed Jerith, M. Satheeshkumar, A. Thanigaivel and Gernot Vogel in the journal: *TAPROBANICA*, 11(1): 25–32, 2022.



Dendrelaphis bifrenalis (Boulenger, 1890)



One species of amphibia has been recorded for the first time from India (Arunachal Pradesh).

Phylum: CHORDATA
Class: AMPHIBIA
Order: ANURA
Family: RANIDAE
Genus: *Amolops* Cope, 1865

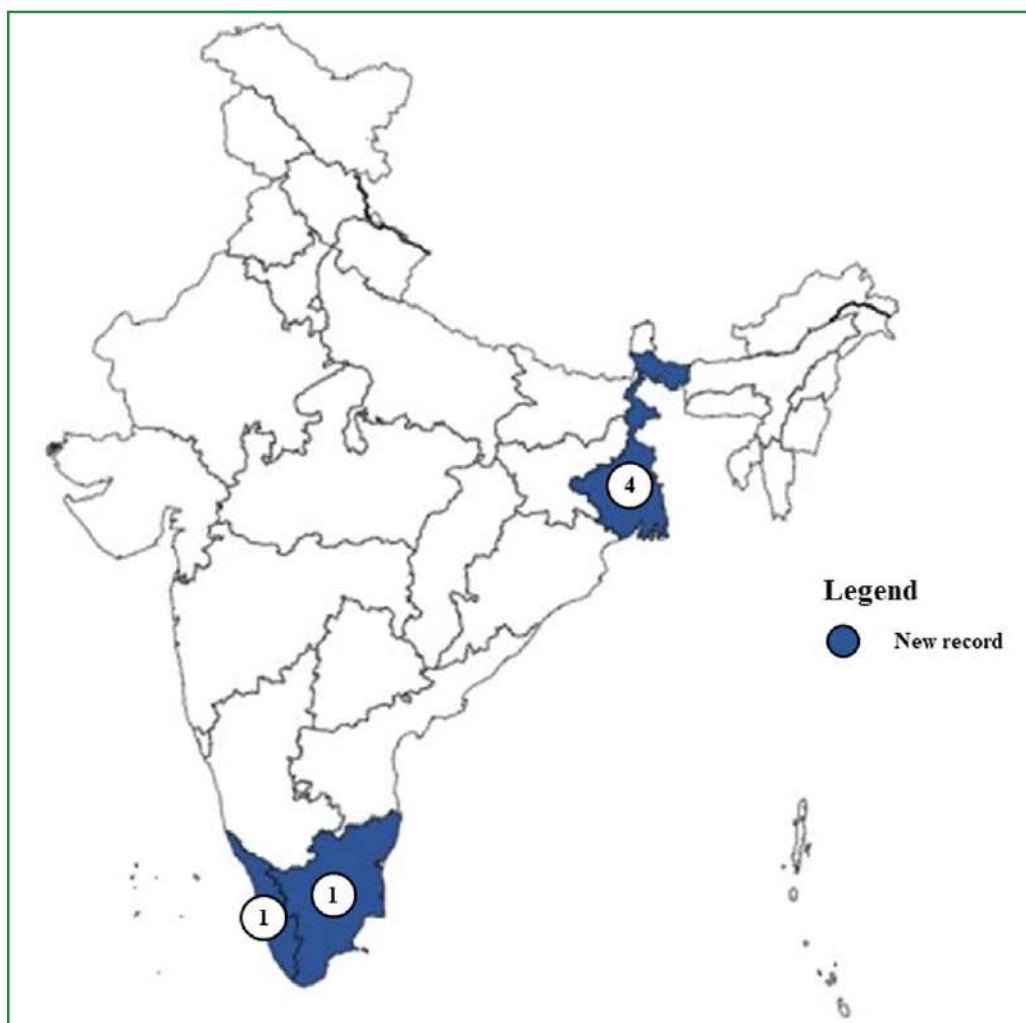
***Amolops aniqiaoensis* Dong, Rao & Lü 2005**

The species *Amolops aniqiaoensis* earlier known from Aniqiao, Xizang, China, has been reported for the first time from India based on a collection made from Siyum, Upper Subansiri District, Arunachal Pradesh. The specimens have been deposited in ZSIS. It has been published by Bhaskar Saikia, Mostaque A. Laskar, Bikramjit Sinha, Manisha Debnath, Samrat Sengupta, Hiramoni Das, A. Shabnam, Ilona Jacinta Kharkongor and K.P. Dinesh in the journal: *Reptiles & Amphibians*, 29: 214-224, 2022.



Amolops aniqiaoensis Dong, Rao & Lü 2005

PISCES



A total of eight species of pisces have been recorded for the first time from India: Kerala (1), Tamil Nadu (1), West Bengal (4) and Arabian Sea (2).

Phylum: CHORDATA
Class: PISCES
Order: GOBIIFORMES
Family: ELEOTRIDAE
Genus: *Oxyeleotris* Bleeker, 1874

***Oxyeleotris Urophthalmus* (Bleeker 1851)**

The species *Oxyeleotris Urophthalmus* earlier known from Thailand, Malaysia, Indonesia and Papua New Guinea, has been reported for the first time from India based on a collection made from Matla River near Canning port (22°18'39.93"N and 88°40'35.04"E), Bali Island Matla River (22°05'36.09"N and 88°43'20.77"E) and Nikarighata Matla River (22°16'59.03"N and 88°40'41.33"E), Sunderban Biosphere Reserve, West Bengal. The specimens have been deposited in the National Zoological Collections of the Zoological Survey of India, Sunderban Regional Centre. It has been published by J. S. Yogesh Kumar, Pradip Panda and Arya Sen in the journal: *Thalassas: An International Journal of Marine Sciences*, <https://doi.org/10.1007/s41208-022-00461-1>, 2022.



*Oxyeleotris
Urophthalmus*
(Bleeker 1851)

Family: GOBIIDAE
Genus: *Acentrogobius* Bleeker 1874

***Acentrogobius gracilis* (Bleeker 1875)**

The species *Acentrogobius gracilis* earlier known from Papua New Guinea, Singapore, Australia and South China sea, has been reported for the first time from India based on a collection made from Pakhir Dweep near Pakhiralaya (22°8'49.55"N and 88°51'11.47"E), Sunderban Biosphere Reserve, West Bengal. The specimen has been deposited in the National Zoological Collections of the Zoological Survey of India, Sunderban Regional Centre. It has been published by Chemmencheri Ramakrishnan Sreeraj and Arya Sen in the journal: *Thalassas: An International Journal of Marine Sciences*, <https://doi.org/10.1007/s41208-021-00384-3>, 2022.



Acentrogobius gracilis (Bleeker 1875)

Acentrogobius moloanus **(Herre 1927)**

The species *Acentrogobius moloanus* earlier known from Ryukyu Islands, Philippines, Indonesia, Papua New Guinea, Cambodia, Mekong Delta, Singapore, Japan, Australia and South China has been reported for the first time from India based on a collection made from Pakhir Dweep near Pakhiralaya (22°8'49.55"N and 88°51'11.47"E), Sunderban Biosphere Reserve, West Bengal. The specimen has been deposited in the National Zoological Collections of the Zoological Survey of India, Sunderban Regional Centre. It has been published by Chemmencheri Ramakrishnan Sreeraj and Arya Sen in the journal: *Thalassas: An International Journal of Marine Sciences*, <https://doi.org/10.1007/s41208-021-00384-3>, 2022.



Acentrogobius moloanus (Herre 1927)

Order: OPHIDIIFORMES
Family: OPHIDIIDAE
Genus: *Ophidion* Linnaeus, 1758

Ophidion smithi (Fowler, 1934)

The species *Ophidion smithi* earlier known from Red Sea to Natal, Seychelles and north western coast of Australia, has been reported for the first time from India based on a collection made from Petua Ghat Fishing harbour (21.79472N and 87.88333E), West Bengal. The specimen has been deposited in ZSI-EBRC. It has been published by Dipanjan Ray and Anil Mohapatra in the journal: *Natl. Acad. Sci. Lett.*, 45: 223-226, 2022.



Ophidion smithi
(Fowler, 1934)

Order: STOMIIFORMES
Family: STOMIIDAE
Genus: *Astronesthes* Richardson 1845

Astronesthes cf. indopacificus Parin & Borodulina, 1997

The species *Astronesthes cf. indopacificus* earlier known from Pacific Ocean, has been reported for the first time from India based on a collection made from Arabian Sea (21°45'N to 10°58' N). The specimens have been deposited in CMLRE. It has been published by R. Rajeeva, M. P. Rajeeshkumara, K. M. Meerab, K. K. Karatia and N. Saravanane in the journal: *Journal of Ichthyology*, 1-10, 2022.



Astronesthes cf. indopacificus Parin
& Borodulina, 1997

***Astronesthes formosana* Liao, Chen & Shao, 2006**

The species *Astronesthes formosana* earlier known from western Pacific Ocean, has been reported for the first time from India based on a collection made from Arabian Sea (21°45'N to 10°58' N). The specimens have been deposited in CMLRE. It has been published by R. Rajeeva, M. P. Rajeeshkumara, K. M. Meerab, K. K. Karatia and N. Saravanane in the journal: *Journal of Ichthyology*, 1-10, 2022.




Astronesthes formosana Liao, Chen & Shao, 2006

Order: SYNGNATHIFORMES
Family: DACTYLOPTERIDAE
Genus: *Dactyloptena* Jordan & Richardson, 1908

***Dactyloptena macracantha* (Bleeker, 1854)**

The species *Dactyloptena macracantha* earlier known from Australia, Bangladesh, Cambodia, Hong Kong, Indonesia, Macao, Malaysia, Myanmar; Philippines, Singapore, Sri Lanka, China, Thailand and Vietnam has been reported for the first time from India based on a collection made from Tuticorin (8.7642°N and 78.1348°E) and Kanyakumari (8.0941°N and 77.5612° E), Tamil Nadu, southeast coast of India, Bay of Bengal. The specimens have been deposited in the National Biodiversity Respiratory Museum, ICAR-Central Marine Fisheries Research Institute, Kochi. It has been published by K. Karuppasamy, L. Ranjith, B. Surendiran, P. Jawahar and V. Vidhya in the journal: *Thalassas: An International Journal of Marine Sciences*, 38: 331–336, <https://doi.org/10.1007/s41208-021-00374-5>, 2022.



Dactyloptena macracantha (Bleeker, 1854)

Order: TETRAODONTIFORMES
Family: TETRAODONTIDAE
Genus: *Sphoeroides* Anonymous [Lacepède], 1798

***Sphoeroides pachygaster* (Muller & Troschel 1848)**

The species *Sphoeroides pachygaster* earlier known from Mediterranean Sea, Atlantic, Indian and Pacific Oceans, has been reported for the first time from India based on a collection made from Arabian Sea, off Kerala (8°41'N, 76°06'E and 8°44'N, 76°04'E, 263 – 310 m depth). The specimen has been deposited in FSIKM. It has been published by S Ramachandran, T T Ajith Kumarb, P Purushothamanb, K K Lalb, S P Varghesea, N Unnikrishnana, A E Ayooaba and L Ramalingamc in the journal: *Indian Journal of Geo Marine Sciences*, 51(06): 565-572, 2022.



Sphoeroides pachygaster (Muller & Troschel 1848)



Three species of Ascidiacea have been recorded for the first time from India (Andaman and Nicobar Islands).

Phylum: CHORDATA
Class: ASCIDIAC EA
Order: STOLIDOBRANCHIA
Family: STYELIDAE
Genus: *Cnemidocarpa* Huntsman, 1913

Cnemidocarpa *hemprichi* Hartmeyer, 1916

The species *Cnemidocarpa hemprichi* earlier known from Red Sea, Madagascar, New Zealand, Mauritius and Yemen, has been reported for the first time from India based on a collection made from Trilby Island (13°24.577'N and 93°04.226'E, depth: 7 m), North and Middle Andaman district, Andaman and Nicobar Islands. The specimens have been deposited in ZSI-ANRC. It has been published by Jhimli Mondal and C. Raghunathan in the journal: *Rec. zool. Surv. India*, 122(3): 275–282, 2022.



Cnemidocarpa hemprichi Hartmeyer, 1916

Genus: *Microcosmus* Heller, 1877

Microcosmus bitunicatus F. Monniot & C. Monniot, 2001

The species *Microcosmus bitunicatus* earlier known from Philippines, has been reported for the first time from India based on a collection made from North Bay (11°43.006'N and 92°45.465'E, depth: 10 m), South Andaman district, Andaman and Nicobar Islands. The specimens have been deposited in ZSI-ANRC. It has been published by Jhimli Mondal and C. Raghunathan in the journal: *Rec. zool. Surv. India*, 122(3): 275–282, 2022.



Microcosmus bitunicatus F. Monniot & C. Monniot, 2001

Genus: *Polycarpa* Heller, 1877

Polycarpa reniformis (Sluiter, 1904)

The species *Polycarpa reniformis* earlier known from Australia, Indonesia and Taiwan has been reported for the first time from India based on a collection made from Rutland Island (11°25.112'N and 92°36.535'E, depth: 7 m), South Andaman district, Andaman and Nicobar Islands. The specimen has been deposited in ZSI-ANRC. It has been published by Jhimli Mondal and C. Raghunathan in the journal: *Rec. zool. Surv. India*, 122(3): 275–282, 2022.



Polycarpa reniformis (Sluiter, 1904)



This year a total of 10 species of mollusca has been recorded for the first time from India: Andaman and Nicobar Islands (8), Kerala (1) and Gulf of Mannar (1).

Phylum: MOLLUSCA
Class: BIVALVIA
Family: PROPEAMUSSIIDAE
Genus: *Propeamussium* de Gregorio, 1884

Propeamussium sibogai (Dautzenberg & Bavay, 1904)

The species *Propeamussium sibogai* earlier known from Indonesia, Philippines, South Africa, Wallis and Futuna Islands, Loyalty Islands and Vanuatu Archipelago, Fiji, Tonga, Solomons, has been reported for the first time from India based on a collection made from Andaman Sea (11°138.4N and 93°30007E), off Great Nicobar Island. The specimen has been deposited in ZSI-ANRC. It has been published by K. K. Bineesh, R. Ravineesh, B. Tripathy, M. P. Rajeesh Kumar and K. V. Aneesh Kumar in the journal: *Marine Biological Association of India*, doi:10.6024/jmbai.2022.64.1.2101-17, 2022.



Propeamussium sibogai (Dautzenberg & Bavay, 1904)

Class: GASTROPODA
Family: CONIDAE
Genus: *Profundiconus* Kuroda, 1956

Profundiconus neotorquatus (da Motta, 1985)

The species *Profundiconus neotorquatus* earlier known from East Africa, has been reported for the first time from India based on a collection made from Kerala. The specimens have been deposited in DABFUK. It has been published by Raveendhiran Ravinesh, Appukkuttannair Biju Kumar and Preetha Karnaver in the journal: *MOLLUSCAN RESEARCH*, 42(1): 73-89, 2022.



Profundiconus neotorquatus (da Motta, 1985)

Family: HIPPONICIDAE
Genus: *Cheilea* Modeer, 1793

Cheilea bulla (Reeve, 1858)

The species *Cheilea bulla* earlier known from Japan and Philippines, has been reported for the first time from India based on a collection made from Durgapur, North Andaman (13o16.260'N and 093o02.439'E), Andaman Islands. The specimen has been deposited in ZSI-ANRC. It has been published by Smitanjali Choudhury, Raju Kayal Vizhi and Chandrakasan Sivaperuman in the journal: *Thalassas: An International Journal of Marine Sciences*, <https://doi.org/10.1007/s41208-021-00377-2>, 2022.



Cheilea bulla (Reeve, 1858)

***Cheilea imbricata* (Fischer Von Waldheim, 1807)**

The species *Cheilea imbricata* earlier known from Red Sea Central Indo-Pacific regions: Taiwan, Japan (Okinawa) and Philippines, has been reported for the first time from India based on a collection made from Lakshmanpur, Neil Island (11o50.470'N and 093o01.153'E), Andaman Islands. The specimens have been deposited in ZSI-ANRC. It has been published by Smitanjali Choudhury, Raju Kayal Vizhi and Chandrakasan Sivaperuman in the journal: *Thalassas: An International Journal of Marine Sciences*, <https://doi.org/10.1007/s41208-021-00377-2>, 2022.



Cheilea imbricata (Fischer Von Waldheim, 1807)

Family: MURICIDAE

Genus: *Aspella* Mörch, 1877

***Aspella aclydis* Houart, 2017**

The species *Aspella aclydis* earlier known from Central Indo-Pacific regions (Papua New Guinea, Tsoilaunung Island, Manne Island), has been reported for the first time from India based on a collection made from Reef Island (13°30.341'N and 092°52.282'E), Andaman Islands. The specimen has been deposited in ZSI-ANRC. It has been published by Smitanjali Choudhury, Raju Kayal Vizhi and Chandrakasan Sivaperuman in the journal: *Thalassas: An International Journal of Marine Sciences*, <https://doi.org/10.1007/s41208-021-00377-2>, 2022.



Aspella aclydis Houart, 2017

***Aspella mauritiana* Radwin & D'Attilio, 1976**

The species *Aspella mauritiana* earlier known Walter Shoal, Mauritius, Gulf of Aden and China sea, has been reported for the first time from India based on a collection made from Peacock Island (13o33.692'N and 092o52.282'E), Andaman Islands. The specimen has been deposited in ZSI-ANRC. It has been published by Smitanjali Choudhury, Raju Kayal Vizhi and Chandrakasan Sivaperuman in the journal: *Thalassas: An International Journal of Marine Sciences*, <https://doi.org/10.1007/s41208-021-00377-2>, 2022.



Aspella mauritiana Radwin & D'Attilio, 1976

Genus: *Homalocantha* Mörch, 1852

Homalocantha anatomica (Perry, 1811)

The species *Homalocantha anatomica* earlier known from Red Sea, Oman and throughout the central Indo-Pacific from Japan, Philippines and Fiji to the Hawaiian Islands, has been reported for the first time from India based on a collection made from Oliver Island (12°59.684'N and 093°00.017'E), Andaman Islands. The specimen has been deposited in ZSI-ANRC. It has been published by Smitanjali Choudhury, Raju Kayal Vizhi and Chandrakasan Sivaperuman in the journal: *Thalassas: An International Journal of Marine Sciences*, <https://doi.org/10.1007/s41208-021-00377-2>, 2022.



Homalocantha anatomica (Perry, 1811)

Family: NASSARIIDAE

Genus: *Phos* Montfort, 1810

Phos gemmulifer Kilburn, 2000

The species *Phos gemmulifer* earlier known from southern Mozambique and East Africa, has been reported for the first time from India based on a collection made from Andaman Sea, off Great Nicobar Island (11°01'38.4"N and 93°30'00.7"E, 400–450 m). The specimens have been deposited in ZSI-ANRC and DABFUK. It has been published by Raveendhiran Ravinesh, Kinattum Kara Bineesh, Muthukrishnan Subramanian and Manjebayakath Hashim in the journal: *Strombus*, 28(1-2): 6–11, 2022.



Phos gemmulifer Kilburn,
2000

Family: OVULIDAE

Genus: *Amonovula* Fehse, 2019

Amonovula pirie (Petuch, 1973)

The species *Amonovula pirie* earlier known from Solomon Sea, Japan and Papua New Guinea, has been reported for the first time from India based on a collection made from Lakshmanpur, Neil Island (11o50.470'N and 093o01.153'E), Andaman Islands. The specimens have been deposited in ZSI-ANRC. It has been published by Smitanjali Choudhury, Raju Kayal Vizhi and Chandrakasan Sivaperuman in the journal: *Thalassas: An International Journal of Marine Sciences*, <https://doi.org/10.1007/s41208-021-00377-2>, 2022.



Amonovula pirie (Petuch, 1973)

Family: PYRAMIDELLIDAE
Genus: *Turbonilla* Risso, 1826

***Turbonilla juliae* Peñas & Rolán, 2010**

The species *Turbonilla juliae* earlier known from Fiji, New Caledonia and Solomon Islands, has been reported for the first time from India based on a collection made from Hare Island, Gulf of Mannar (09°11'03.02"N and 79°04'17.66"E). The specimen has been deposited in ZSI-MBRC. It has been published by Rupavath Rajendar Kumar, Roberto Ardovini Yambem, S. Tenjing, Rajkumar Rajan, R. Babu and Padmanaban in the journal: *Rec. zool. Surv. India*, 122(2): 199–202, 2022.



Turbonilla juliae Peñas & Rolán, 2010



4.7.1 DIPTERA

A total of seven species of diptera have been recorded for the first time from India: Andaman and Nicobar Islands (2), Jammu and Kashmir (2), Odisha (1) and West Bengal (2).

Phylum: ARTHROPODA
Class: INSECTA
Order: DIPTERA
Family: CERATOPOGONIDAE
Genus: *Forcipomyia* Meigen, 1818

***Forcipomyia (Lasiohelea) parvitas* (Liu & Yu, 1996)**

The species *Forcipomyia (Lasiohelea) parvitas* earlier known from China, has been reported for the first time from India based on a collection made from Purba Bardhaman, Burdwan (23°22'46.9"N and 87°85'91"E) and Bankura, Saltora, Biharinath Hill (23°58'04.90"N and 86°94'84.45"E), West Bengal. The specimens currently retained at Entomological collection of Department of Zoology, University of Burdwan (India) will be later deposited at NZCI. It has been published by Gouri Sankar Pal and Niladri Hazra in the journal: *Journal of Entomological and Acarological Research*, 54: 10429, 2022.



Forcipomyia (Lasiohelea) parvitas (Liu & Yu, 1996)

Family: CHIRONOMIDAE
Genus: *Cyphomella* Sæther, 1977

***Cyphomella camelus* (Kieffer, 1925)**

The species *Cyphomella camelus* earlier known from Chad, Sudan, Congo, Africa, Egypt and North Africa, has been reported for the first time from India based on a collection made from Burdwan (23°22'N and 87°85'E), West Bengal. The specimens currently retained at Entomological collection of Department of Zoology, University of Burdwan (India) will be later deposited at NZCI. It has been published by Bindarika Mukherjee and Niladri Hazra in the journal: *Zootaxa*, 5091(2): 330–340, 2022.



Cyphomella camelus (Kieffer, 1925)

Family: CULICIDAE
Genus: *Coquillettidia* Dyar, 1904

***Coquillettidia xanthogaster* (Edwards, 1924)**

The species *Coquillettidia xanthogaster* earlier known from Australia, New Caledonia and New Hebrides, has been reported for the first time from India based on a collection made from Berhampur University, Odisha. The specimens have been deposited in ZSI-EBRC. It has been published by Santosh Goud, Subasini Pattnaik, Priyanka Dash, Ipsita Biswal, Jaya Kishor Seth, Rupenangshu Kumar Hazra and Barsa Baisalini Panda in the journal: *Indian Journal of Entomology*, DoI No.: 10.55446/IJE.2022.686, 2022.



Coquillettidia xanthogaster (Edwards, 1924)

Family: PSEUDOPOMYZIDAE
Genus: *Tenuia* Malloch, 1926

Tenuia smirnovi Shatalkin, 1994

The species *Tenuia smirnovi* earlier known from Russia, has been reported for the first time from India based on a collection made from Sopore (34°05'30"N and 74°33'3"E, 1639 m a.s.l.), Jammu and Kashmir. The specimens have been deposited in KUIIC. It has been published by Suhaib Firdous Yattoo, Amir Maqbool and Aijaz Ahmad Wachkoo in the journal: *Zootaxa*, 5124(1): 095–100, 2022.



Tenuia smirnovi Shatalkin, 1994

Family: PSYCHODIDAE
Genus: *Sergentomyia* França & Parrot, 1920

Sergentomyia (Neophlebotomus) gemmea Lewis & Jeffery, 1978

The species *Sergentomyia (Neophlebotomus) gemmea* earlier known from Gunong Besout Forest Reserve, West Malaysia and Thailand, has been reported for the first time from India based on a collection made from Chowldary (11°37"N and 92°39"E), Nimbutala (12°30"N and 92°51"E), Dhasarathpur (12°29"N and 92°54"E), Ramnagar (13°4"N and 93°1"E), Radha krishnan nagar (13°14"N and 92°59"E) and Dobidare (12°54"N and 92°53"E) Andaman and Nicobar Islands. It has been published by P. Jambulingam, R. Srinivasan and S. Gopalakrishnan in the journal: *Zootaxa*, DOI: 10.11646/ZOOTAXA.5093.2.7, 2022.

Sergentomyia (Neophlebotomus) quatei Lewis, 1978

The species *Sergentomyia (Neophlebotomus) quatei* earlier known from Sepilok, Borneo, Thailand and Malaysia, has been reported for the first time from India based on a collection made from Dhasarathpur (12°29" N and 92°54" E), Radha krishnan nagar (13°14"N and 92°59"E), Hathilevel in Diglipur (13°24"N and 92°54"E) and Panighat in Mayabunder (12°53"N and 92°52"E) Andaman and Nicobar Islands. It has been published by P. Jambulingam, R. Srinivasan and S. Gopalakrishnan in the journal: *Zootaxa*, DOI: 10.11646/ZOOTAXA.5093.2.7, 2022.

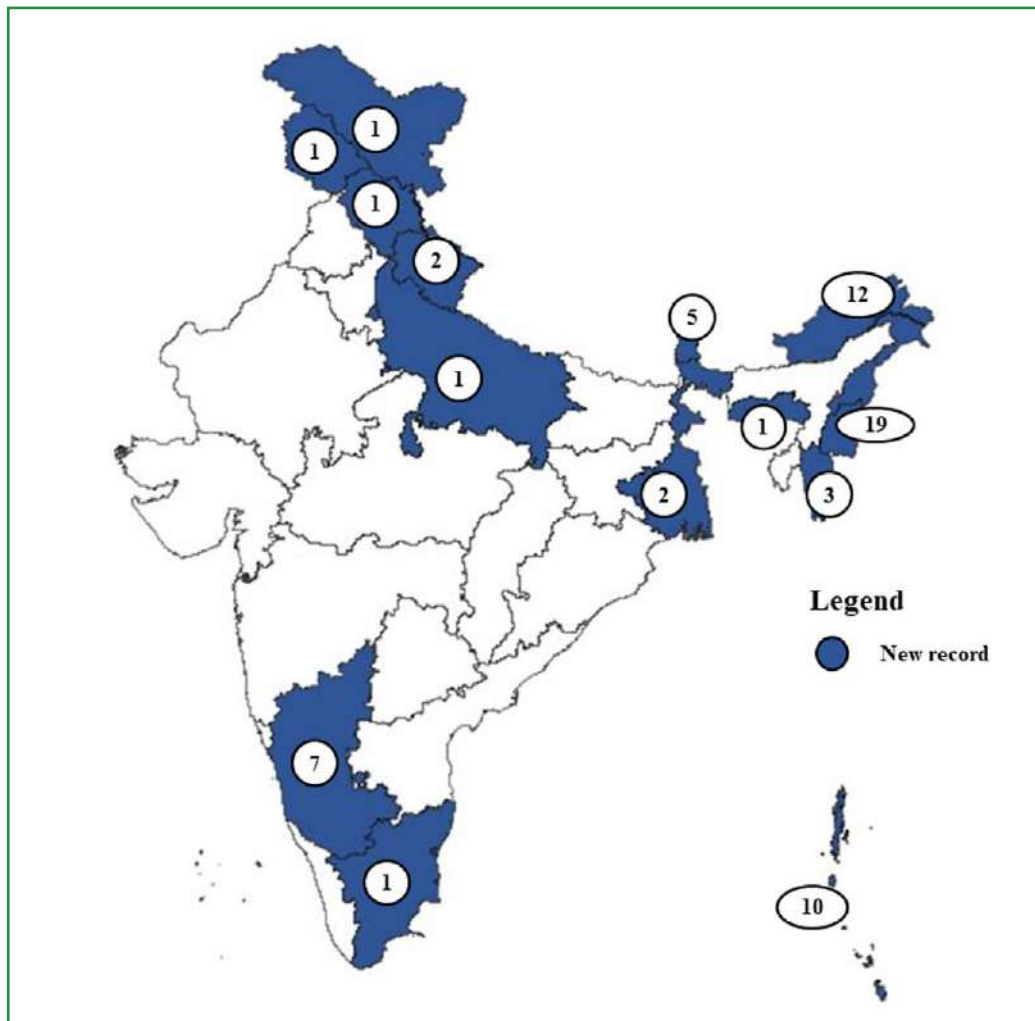
Family: SARCOPHAGIDAE
Genus: *Amobia* Robineau-Desvoidy, 1830

Amobia quatei Kurahashi, 1974

The species *Amobia quatei* earlier known from China, Hong Kong, Malaysia, Philippines, Thailand and Vietnam, has been reported for the first time from India based on a collection made from Hyderpora (34°02'01"N and 74°47'35"E, 1591 m a.s.l.), Srinagar, Jammu and Kashmir. The specimens have been deposited in CUZM. It has been published by Maqbool. Amir, Maqbool Iqra, Banu Najitha A., Rather Sumi Ulah and Wachkoo Aijaz A. in the journal: *Revista de la Sociedad Entomologica Argentina*, 81(3): 62-69, 2022



Amobia quatei
Kurahashi, 1974



A total of 64 species of Lepidoptera have been recorded for the first time from India: Andaman and Nicobar Islands (10), Arunachal Pradesh (12), Himachal Pradesh (1), Jammu and Kashmir (1), Karnataka (7), Ladakh (1), Manipur (19), Meghalaya (1), Mizoram (3), Sikkim (5), Tamil Nadu (1), Uttarakhand (2), Uttar Pradesh (1) and West Bengal (2).

Phylum: ARTHROPODA
Class: INSECTA
Order: LEPIDOPTERA
Family: CRAMBIDAE
Genus: *Glyphodes* Guenée, 1854

***Glyphodes cosmarcha* Meyrick, 1887**

The species *Glyphodes cosmarcha* earlier known from Australia (from Cape York in Queensland to northern New South Wales), Indonesia (Sulawesi, Nusa Barong Island), New Guinea and Thailand, has been reported for the first time from India based on a collection made from North Andaman, Diglipur, Bahadur Tikrey Vill. (13°22.751'N and 92°57.585'E, 50 m), Andaman and Nicobar Islands and Great Nicobar Biosphere Reserve (6°59.948'N and 93°52.773'E, 136 m), Great Nicobar. The specimens have been deposited in ZSI-ANRC. It has been published by B.S.K. Rao and C. Sivaperuman in the journal: *Zoosystematica Rossica*, DOI 10.31610/zsr/2022.31.1.20, 2022.



Glyphodes cosmarcha Meyrick, 1887

Genus: *Pachynoa* Lederer, 1863

***Pachynoa xanthochyta* (Turner, 1933)**

The species *Pachynoa xanthochyta* earlier known from Australia (Queensland) and Bhutan, has been reported for the first time from India based on a collection made from South Andaman, Bambooflat, tsunami shelter (11°42.596'N and 92°42.573'E, 95 m) and Great Nicobar, Great Nicobar Biosphere Reserve, watch tower (6°59.931'N and 93°52.892'E, 123 m), Andaman and Nicobar Islands. The specimens have been deposited in ZSI-ANRC. It has been published by B.S.K. Rao and C. Sivaperuman in the journal: *Zoosystematica Rossica*, DOI 10.31610/zsr/2022.31.1.20, 2022.



Pachynoa xanthochyta (Turner, 1933)

Genus: *Pagyda* Walker, 1859

***Pagyda arbiter* (Butler, 1879)**

The species *Pagyda arbiter* earlier known from China and Japan, has been reported for the first time from India based on a collection made from North Andaman, Diglipur, Tal Tikrey Vill. (13°13.141'N and 92°51.658'E, 5 m), Andaman and Nicobar Islands. The specimens have been deposited in ZSI-ANRC. It has been published by B.S.K. Rao and C. Sivaperuman in the journal: *Zoosystematica Rossica*, DOI 10.31610/zsr/2022.31.1.20, 2022.



Pagyda arbiter (Butler, 1879)

Genus: *Palpita* Hübner, 1808

***Palpita cirralis* (Swinhoe, 1897)**

The species *Palpita cirralis* earlier known from Borneo (Brunei, Sabah, southern Borneo), Indonesia and West Malaysia including Singapore, has been reported for the first time from India based on a collection made from different localities of Great Nicobar and North Andaman, Andaman and Nicobar Islands. The specimens have been deposited in ZSI-ANRC. It has been published by B.S.K. Rao and C. Sivaperuman in the journal: *Zoosystematica Rossica*, DOI 10.31610/zsr/2022.31.1.20, 2022.



Palpita cirralis (Swinhoe, 1897)

Family: EREBIDAE

Genus: *Anoba* Walker, 1858

***Anoba rigida* (Swinhoe, 1895)**

The species *Anoba rigida* earlier known from Indonesia and Malaysia, has been reported for the first time from India based on a collection made from different localities of Great Nicobar Island, Andaman and Nicobar Islands. The specimens have been deposited in NZC-ZSI. It has been published by Navneet Singh, Jalil Ahmad and Angshuman Raha in the journal: *Zootaxa*, 5165(1), 079-094, 2022.



Anoba rigida (Swinhoe, 1895)

Genus: *Nishada* Moore, 1878

***Nishada sambara* (Moore, 1859)**

The species *Nishada sambara* earlier known from Indonesia, Malaysia, Philippines, Thailand, has been reported for the first time from India based on a collection made from Great Nicobar Island, Check-post, East-West Road, Andaman and Nicobar Islands. The specimens have been deposited in NZC-ZSI. It has been published by Navneet Singh, Jalil Ahmad and Angshuman Raha in the journal: *Zootaxa*, 5165(1), 079-094, 2022.



Nishada sambara (Moore, 1859)

Genus: *Tamba* Walker, 1869

***Tamba cosmoloma* Prout, 1928**

The species *Tamba cosmoloma* earlier known from Indonesia, Malaysia and Thailand, has been reported for the first time from India based on a collection made from different localities of Great Nicobar Island, Andaman and Nicobar Islands. The specimens have been deposited in NZC-ZSI. It has been published by Navneet Singh, Jalil Ahmad and Angshuman Raha in the journal: *Zootaxa*, 5165(1), 079-094, 2022.



Tamba cosmoloma Prout, 1928

***Tamba occidinawa* Holloway, 2005**

The species *Tamba occidinawa* earlier known from Indonesia, Malaysia and Thailand, has been reported for the first time from India based on a collection made from different localities of Great Nicobar Island, Andaman and Nicobar Islands. The specimens have been deposited in NZC-ZSI. It has been published by Navneet Singh, Jalil Ahmad and Angshuman Raha in the journal: *Zootaxa*, 5165(1), 079-094, 2022.



Tamba occidinawa Holloway, 2005

Genus: *Teulisna* Walker, 1862

***Teulisna chiloides* Walker, 1862**

The species *Teulisna chiloides* earlier known from Indonesia, Malaysia and Peninsular Malaysia, has been reported for the first time from India based on a collection made from Great Nicobar Island, Check-post, East-West Road, Andaman and Nicobar Islands. The specimens have been deposited in NZC-ZSI. It has been published by Navneet Singh, Jalil Ahmad and Angshuman Raha in the journal: *Zootaxa*, 5165(1), 079-094, 2022.



Teulisna chiloides Walker, 1862

Family: EUTELIIDAE

Genus: *Lophoptera* Guenée, 1852

Lophoptera trigonoprocessa Qi & Xue, 2011

The species *Lophoptera trigonoprocessa* earlier known from China, has been reported for the first time from India based on a collection made from Bodhgaya, Goutam Buddha WLS, Bihar; Netarhat, Topchanchi, Dalma WLS, Jharkhand; Kalimpong, Uper Kuwapani, West Bengal and Yercaud, Selam, Tamil Nadu. The specimens have been deposited in ZSI-GPRC. It has been published by Rahul Joshi, Navneet Singh and Nikhil Kuni in the journal: *Journal of Insect Biodiversity and Systematics*, 08 (3), 411–419, 2022.



Lophoptera trigonoprocessa Qi & Xue, 2011

Family: GEOMETRIDAE

Genus: *Erannis* Hübner, [1825]

Erannis kashmirensis László, 2003

The species *Erannis kashmirensis* earlier known from Pakistan, has been reported for the first time from India based on a collection made from Jahalman Forest rest House (32.637283N and 76.866831E), Lahaul and Spiti District, Himachal Pradesh. The specimen has been deposited in Wildlife Institute of India. It has been published by S. Kumari, V. P. Uniyal and A. P. Singh in the journal: *SHILAP Revta. lepid.*, 50(197): 27-31, 2022.



Erannis kashmirensis László, 2003

Genus: *Psyra* Walker, 1860

Psyra debilis debilis Warren, 1888

The species *Psyra debilis debilis* earlier known from Pakistan, has been reported for the first time from India based on a collection made from different localities of Ladakh. The specimens have been deposited in NZC-ZSI. It has been published by Kaushik Mallick, Rushati Dey, Uttaran Bandyopadhyay, Arna Mazumder, Subrata Gayen, Mohd Ali, Gaurab Nandi Das, Angshuman Raha, Abesh Kumar Sanyal, Sandeep Kumar Gupta, Virendra Prasad Uniyal, Kailash Chandra and Vikas Kumar in the journal: *PLoS One*, doi: 10.1371/journal.pone.0266100, 2022.



Psyra debilis debilis Warren, 1888

***Psyra dsagara* Wehrli, 1953**

The species *Psyra dsagara* earlier known from China, has been reported for the first time from India based on a collection made from Singalila National Park, Gairibash (27.05093°N and 088.03366°E, 2494 m), Darjeeling district, West Bengal. The specimen has been deposited in NZC-ZSI. It has been published by Kaushik Mallick, Rushati Dey, Uttaran Bandyopadhyay, Arna Mazumder, Subrata Gayen, Mohd Ali, Gaurab Nandi Das, Angshuman Raha, Abesh Kumar Sanyal, Sandeep Kumar Gupta, Virendra Prasad Uniyal, Kailash Chandra and Vikas Kumar in the journal: *PLoS One*, doi: 10.1371/journal.pone.0266100, 2022.



Psyra dsagara Wehrli, 1953

***Psyra falcipennis* Yazaki, 1994**

The species *Psyra falcipennis* earlier known from Nepal and China, has been reported for the first time from India based on a collection made from Yoksum (27.37864°N and 088.22087°E, 1879 m) and Khoyngtey (27.37947°N and 088.22678°E, 1950 m) and Rabum (27.65842°N and 088.60463°E, 2000 m), Sikkim. The specimens have been deposited in NZC-ZSI. It has been published by Kaushik Mallick, Rushati Dey, Uttaran Bandyopadhyay, Arna Mazumder, Subrata Gayen, Mohd Ali, Gaurab Nandi Das, Angshuman Raha, Abesh Kumar Sanyal, Sandeep Kumar Gupta, Virendra Prasad Uniyal, Kailash Chandra and Vikas Kumar in the journal: *PLoS One*, doi: 10.1371/journal.pone.0266100, 2022.



Psyra falcipennis Yazaki, 1994

***Psyra gracilis* Yazaki, 1992**

The species *Psyra gracilis* earlier known from Nepal and China, has been reported for the first time from India based on a collection made from Khangchendzonga Biosphere Reserve, Yoksum, Sikkim and Singalila National Park, Chitrey (26.99126°N and 088.11189° E, 2295 m), Rimbik (27.1141°N and 088.1105° E, 1905 m), Neora Valley National Park, Suntale Khola (27.01042° N and 088.78983° E, 760 m), West Bengal. The specimens have been deposited in NZC-ZSI. It has been published by Kaushik Mallick, Rushati Dey, Uttaran Bandyopadhyay, Arna Mazumder, Subrata Gayen, Mohd Ali, Gaurab Nandi Das, Angshuman Raha, Abesh Kumar Sanyal, Sandeep Kumar Gupta, Virendra Prasad Uniyal, Kailash Chandra and Vikas Kumar in the journal: *PLoS One*, doi: 10.1371/journal.pone.0266100, 2022.



Psyra gracilis Yazaki, 1992

***Psyra szetschwana* Wehrli, 1953**

The species *Psyra szetschwana* earlier known from China, has been reported for the first time from India based on a collection made from Dihang Dibang Biosphere Reserve, Etabe (28.80089°N and 095.95936°E, 2273 m), Dibang Valley district, Arunachal Pradesh. The specimen has been deposited in NZC-ZSI. It has been published by Kaushik Mallick, Rushati Dey, Uttaran Bandyopadhyay, Arna Mazumder, Subrata Gayen, Mohd Ali, Gaurab Nandi Das, Angshuman Raha, Abesh Kumar Sanyal, Sandeep Kumar Gupta, Virendra Prasad Uniyal, Kailash Chandra and Vikas Kumar in the journal: *PLoS One*, doi: 10.1371/journal.pone.0266100, 2022.



Psyra szetschwana Wehrli, 1953

Family: LIMACODIDAE

Genus: *Caissa* Hering, 1931

***Caissa medialis* Yoshimoto, 1994**

The species *Caissa medialis* earlier known from Nepal, has been reported for the first time from India based on a collection made from Dzongu, Sikkim. The specimens have been deposited in NZC-ZSI. It has been published by Navneet Singh and Jalil Ahmad in the journal: *Zootaxa*, 5200(1): 096–100, 2022.



Caissa medialis Yoshimoto, 1994

Genus: *Cania* Walker, 1855

***Cania (Paracania) robusta* Hering, 1931**

The species *Cania (Paracania) robusta* earlier known from Myanmar, China, northern and southern Thailand, South-western Laos, northern and central Vietnam and western Malaysia, has been reported for the first time from India based on a collection made from Shirui Hill (25.11715°N and 94.44560°E, 2190 m), Ukhrul district, Manipur. The specimen has been deposited in NZC-ZSI. It has been published by Jatishwor S. Irungbam, Jalil Ahmad, Navneet Singh, Alexey V. Solovyev in the journal: *Journal of Asia-Pacific Entomology*, 25(2022): 101928, 2022.



Cania (Paracania) robusta Hering, 1931

Genus: *Rhamnosa* Fixsen, 1887

Rhamnosa (Rhamnosa) convergens Hering, 1931

The species *Rhamnosa (Rhamnosa) convergens* earlier known from Myanmar and China, has been reported for the first time from India based on a collection made from Shirui Hill (25.123558°N and 94.440778°E, 2190 m), Ukhrul district, Manipur. The specimen has been deposited in NZC-ZSI. It has been published by Jatishwor S. Irungbam, Jalil Ahmad, Navneet Singh, Alexey V. Solovyev in the journal: *Journal of Asia-Pacific Entomology*, 25(2022): 101928, 2022.



Rhamnosa (Rhamnosa) convergens Hering, 1931

Genus: *Squamosa* Bethune-Baker, 1908

Squamosa chalcites Orhant, 2000

The species *Squamosa chalcites* earlier known from Myanmar, Thailand and China, has been reported for the first time from India based on a collection made from Namdafa NP, Deban FRH, Changlang district, Arunachal Pradesh and Eduli, Dibang valley district, Arunachal Pradesh. The specimens have been deposited in NZC-ZSI. It has been published by Jatishwor S. Irungbam, Jalil Ahmad, Navneet Singh, Alexey V. Solovyev in the journal: *Journal of Asia-Pacific Entomology*, 25 (2022): 101928, 2022.



Squamosa chalcites Orhant, 2000

Family: NOCTUIDAE

Genus: *Xanthia* Ochseneimer, 1816

Xanthia (Cirrha) icteritia (Hufnagel, 1766)

The species *Xanthia (Cirrha) icteritia* earlier known from Europe to Central Asia including Japan and Korea, has been reported for the first time from India based on a collection made from Tehsil Herman, Shopian district, Jammu and Kashmir. The specimen has been deposited in the museum of the Division of Taxonomy and Biodiversity at the Entomology Research Institute, Loyola College, Chennai, India. It has been published by Muzafar Riyaz and K. Sivasankaran in the journal: *Journal of Threatened Taxa*, 14(8): 21745-21748, 2022.



Xanthia (Cirrha) icteritia (Hufnagel, 1766)

Family: NOLIDAE

Genus: *Casminola* László, Ronkay & Witt, 2010

***Casminola arminbecheri* László, Ronkay & Witt, 2010**

The species *Casminola arminbecheri* earlier known from Thailand and Sumatra, has been reported for the first time from India based on a collection made from Thenzawl, Serchip, Mizoram (N2317.3460 and E9247.0790, 751 m). The specimen has been deposited in National Zoological Collections of Zoological Survey of India, Gangetic Plains Regional Centre, Patna. It has been published by Rahul Joshi, Navneet Singh and Nikhil Kuni in the journal: *Journal of Asia-Pacific Biodiversity*, 15(2): 306-309, 2022.



Casminola arminbecheri László, Ronkay & Witt, 2010

***Casminola johannstumpfi* László, Ronkay & Witt, 2010**

The species *Casminola johannstumpfi* earlier known from Nepal Himalaya, northern Thailand, Sumatra and China, has been reported for the first time from India based on a collection made from Teirei, Dampa TR, Mizoram (N2341.3840 and E9227.0350, 270.2 m). The specimens have been deposited in National Zoological Collections of Zoological Survey of India, Gangetic Plains Regional Centre, Patna. It has been published by Rahul Joshi, Navneet Singh and Nikhil Kuni in the journal: *Journal of Asia-Pacific Biodiversity*, 15(2): 306-309, 2022.



Casminola johannstumpfi László,
Ronkay & Witt, 2010

Family: NOTODONTIDAE

Genus: *Besaia* Walker, 1865

***Besaia isis* Schintlmeister, 1997**

The species *Besaia isis* earlier known from Vietnam and N Thailand, has been reported for the first time from India based on a collection made from Shirui Hill (25.1236°N and 94.4408°E, 2036 m), Ukhrul district, Manipur. The specimen has been deposited in ZSI-NZC. It has been published by Jatishwor Singh Irungbam, Alexander Schintlmeister and Zdenek Faltynek Fric in the journal: *Zootaxa*, 5196(1): 061–093, 2022.



Besaia isis Schintlmeister, 1997

Genus: *Bireta* Walker, 1856

***Bireta juncturina* (Kiriakoff, 1959)**

The species *Bireta juncturina* earlier known from E Myanmar, N Vietnam and N Thailand, has been reported for the first time from India based on a collection made from Shirui Hill (25.1236°N and 94.4408°E, 2036 m), Ukhrul district, Manipur. The specimens have been deposited in ZSI-NZC. It has been published by Jatishwor Singh Irungbam, Alexander Schintlmeister and Zdenek Faltynek Fric in the journal: *Zootaxa*, 5196(1): 061–093, 2022.



Bireta juncturina (Kiriakoff, 1959)

Genus: *Chalepa* Kiriakoff, 1959

***Chalepa binotata* Kiriakoff, 1959**

The species *Chalepa binotata* earlier known from Myanmar, has been reported for the first time from India based on a collection made from Shirui Hill (25.1264°N and 94.4357°E, 1930 m), Ukhrul district, Manipur. The specimen has been deposited in ZSI-NZC. It has been published by Jatishwor Singh Irungbam, Alexander Schintlmeister and Zdenek Faltynek Fric in the journal: *Zootaxa*, 5196(1): 061–093, 2022.



Chalepa binotata Kiriakoff, 1959

Genus: *Harpyia* Ochseneimer, 1810

***Harpyia nadiae* Morozov, 2013**

The species *Harpyia nadiae* earlier known from China and Vietnam, has been reported for the first time from India based on a collection made from different localities of Shirui Hill (25.1264°N and 94.4357°E, 1930 m; 25.1236°N and 94.4408°E, 2036 m; 25.1171°N and 94.4456°E, 2190 m; 25.1112°N and 94.4534°E, 2425 m), Ukhrul district, Manipur. The specimens have been deposited in ZSI-NZC. It has been published by Jatishwor Singh Irungbam, Alexander Schintlmeister and Zdenek Faltynek Fric in the journal: *Zootaxa*, 5196(1): 061–093, 2022.



Harpyia nadiae Morozov, 2013

Genus: *Hexafrenum* Matsumura, 1925

Hexafrenum viola (Schintlmeister, 1997)

The species *Hexafrenum viola* earlier known from Vietnam, China (Yunnan) and N Thailand, has been reported for the first time from India based on a collection made from Shirui Hill (25.1171°N and 94.4456°E, 2198 m), Ukhrul district, Manipur. The specimens have been deposited in ZSI-NZC. It has been published by Jatishwor Singh Irungbam, Alexander Schintlmeister and Zdenek Faltynek Fric in the journal: *Zootaxa*, 5196(1): 061–093, 2022.



Hexafrenum viola (Schintlmeister, 1997)

Genus: *Himalodontosia* Sugi, 1994

Himalodontosia mahendra (Sugi, 1993)

The species *Himalodontosia mahendra* earlier known from Nepal, has been reported for the first time from India based on a collection made from Dihang-Dibang BR, Anini, Basam (28.0406°N and 95.8136°E, 1743 m), Dibang Valley district, Arunachal Pradesh and Askot WLS, Kanar (29.8911°N and 80.393°E, 1630 m), Pithoragarh district, Uttarakhand. The specimens have been deposited in ZSI-NZC. It has been published by Arna Mazumder, Abesh Kumar Sanyal, Alexander Schintlmeister, Subrata Gayen, Kailash Chandra and Angshuman Raha in the journal: *Zootaxa*, 5092(2): 191–208, 2022.



Himalodontosia mahendra (Sugi, 1993)

Genus: *Hupodonta* Butler, 1877

Hupodonta corticalis Butler, 1877

The species *Hupodonta corticalis* earlier known from Myanmar, China, Taiwan, N Vietnam, N Thailand, Korea, Japan and Far East Russia, has been reported for the first time from India based on a collection made from Shirui Hill (25.1264°N and 94.4357°E, 1930 m), Ukhrul district, Manipur. The specimen has been deposited in ZSI-NZC. It has been published by Jatishwor Singh Irungbam, Alexander Schintlmeister and Zdenek Faltynek Fric in the journal: *Zootaxa*, 5196(1): 061–093, 2022.



Hupodonta corticalis Butler, 1877

Genus: *Neodrymonia* Matsumura, 1920

***Neodrymonia albinomarginata* Schintlmeister, 2007**

The species *Neodrymonia albinomarginata* earlier known from Thailand and Vietnam, has been reported for the first time from India based on a collection made from Shirui Hill (25.1112°N and 94.4534°E, 2425 m), Ukhrul district, Manipur. The specimen has been deposited in ZSI-NZC. It has been published by Jatishwor Singh Irungbam, Alexander Schintlmeister and Zdenek Faltynek Fric in the journal: *Zootaxa*, 5196(1): 061–093, 2022.



Neodrymonia albinomarginata Schintlmeister, 2007

Genus: *Odnarda* Kiriakoff, 1962

***Odnarda leechi* (Schintlmeister, 1997)**

The species *Odnarda leechi* earlier known from Vietnam, China and Myanmar, has been reported for the first time from India based on a collection made from Dihang-Dibang BR, Anini, Amika (28.7641°N and 95.9611°E, 3070 m), Dibang Valley district, Arunachal Pradesh. The specimen has been deposited in ZSI-NZC. It has been published by Arna Mazumder, Abesh Kumar Sanyal, Alexander Schintlmeister, Subrata Gayen, Kailash Chandra and Angshuman Raha in the journal: *Zootaxa*, 5092(2): 191–208, 2022.



Odnarda leechi (Schintlmeister, 1997)

Genus: *Ogulina* Kiriakoff, 1962

***Ogulina argentilinea* Cai, 1982**

The species *Ogulina argentilinea* earlier known from Nepal and China, has been reported for the first time from India based on a collection made from different localities of Shirui Hill (25.1264°N and 94.4357°E, 1930 m; 25.1236°N and 94.4408°E, 2036 m), Ukhrul district, Manipur. The specimens have been deposited in ZSI-NZC. It has been published by Jatishwor Singh Irungbam, Alexander Schintlmeister and Zdenek Faltynek Fric in the journal: *Zootaxa*, 5196(1): 061–093, 2022.



Ogulina argentilinea Cai, 1982

***Ogulina ochrocinerea* Sugi, 1995**

The species *Ogulina ochrocinerea* earlier known from Nepal, has been reported for the first time from India based on a collection made from different localities of Pithoragarh and Dibang Valley district, Arunachal Pradesh. The specimens have been deposited in ZSI-NZC. It has been published by Arna Mazumder, Abesh Kumar Sanyal, Alexander Schintlmeister, Subrata Gayen, Kailash Chandra and Angshuman Raha in the journal: *Zootaxa*, 5092(2): 191–208, 2022.



Ogulina ochrocinerea Sugi, 1995

Genus: *Periphalaria* Kiriakoff, 1959

***Periphalaria albicauda* (Bryk, 1949)**

The species *Periphalaria albicauda* earlier known from China, Myanmar, Vietnam, Laos and Thailand, has been reported for the first time from India based on a collection made from Dihang-Dibang BR, Anini, Etabe (28.8070°N and 95.9347°E, 1397 m), Dibang Valley district, Arunachal Pradesh. The specimen has been deposited in ZSI-NZC. It has been published by Arna Mazumder, Abesh Kumar Sanyal, Alexander Schintlmeister, Subrata Gayen, Kailash Chandra and Angshuman Raha in the journal: *Zootaxa*, 5092(2): 191–208, 2022.



Periphalaria albicauda (Bryk, 1949)

***Periphalaria spadixa* Wu & Fang, 2003**

The species *Periphalaria spadixa* earlier known from Vietnam and SW China (Yunnan), has been reported for the first time from India based on a collection made from different localities of Shirui Hill (25.1236°N and 94.4408°E, 2036 m and 25.1171°N 94.4456°E, 2190 m), Ukhrul district, Manipur. The specimens have been deposited in ZSI-NZC. It has been published by Jatishwor Singh Irungbam, Alexander Schintlmeister and Zdenek Faltynek Fric in the journal: *Zootaxa*, 5196(1): 061–093, 2022.



Periphalaria spadixa Wu & Fang, 2003

Genus: *Phalera* Hübner, [1819]

***Phalera albocalceolata* (Bryk, 1950)**

The species *Phalera albocalceolata* earlier known from Myanmar, Thailand, Vietnam and SW China (Yunnan), has been reported for the first time from India based on a collection made from Shirui Hill (25.1171°N and 94.4456°E, 2190 m), Ukhrul district, Manipur. The specimens have been deposited in ZSI-NZC. It has been published by Jatishwor Singh Irungbam, Alexander Schintlmeister and Zdenek Faltynek Fric in the journal: *Zootaxa*, 5196(1): 061–093, 2022.




Phalera albocalceolata (Bryk, 1950)

Genus: *Pheosiopsis* Bryk, 1950

***Pheosiopsis norina* Schintlmeister, 1989**

The species *Pheosiopsis norina* earlier known from Myanmar, S China, Vietnam, Laos and N Thailand, has been reported for the first time from India based on a collection made from Shirui Hill (25.1171°N and 94.4456°E, 2198 m), Ukhrul district, Manipur. The specimens have been deposited in ZSI-NZC. It has been published by Jatishwor Singh Irungbam, Alexander Schintlmeister and Zdenek Faltynek Fric in the journal: *Zootaxa*, 5196(1): 061–093, 2022.



Pheosiopsis norina Schintlmeister, 1989

Genus: *Pseudosomera* Bender & Steiniger 1984

***Pseudosomera noctuiformis yunwu* Schintlmeister & Fang, 2001**

The species *Pseudosomera noctuiformis yunwu* earlier known from China, Taiwan, Vietnam and Thailand, has been reported for the first time from India based on a collection made from Dihang-Dibang BR, Anini, Basam (29.0406°N and 95.8136°E 1743 m), Dibang Valley district, Arunachal Pradesh. The specimen has been deposited in ZSI-NZC. It has been published by Arna Mazumder, Abesh Kumar Sanyal, Alexander Schintlmeister, Subrata Gayen, Kailash Chandra and Angshuman Raha in the journal: *Zootaxa*, 5092(2): 191–208, 2022.



Pseudosomera noctuiformis yunwu Schintlmeister & Fang, 2001

Genus: *Ptilodon* Hübner, 1822

***Ptilodon amplius*
Schintlmeister & Fang, 2001**

The species *Ptilodon amplius* earlier known from NW China, Yunnan and Sichuan, has been reported for the first time from India based on a collection made from different localities of Dibang Valley district, Arunachal Pradesh. The specimens have been deposited in ZSI-NZC. It has been published by Arna Mazumder, Abesh Kumar Sanyal, Alexander Schintlmeister, Subrata Gayen, Kailash Chandra and Angshuman Raha in the journal: *Zootaxa*, 5092(2): 191–208, 2022.



Ptilodon amplius Schintlmeister & Fang, 2001

Genus: *Rachiades* Kiriakoff, 1967

***Rachiades lichenicolor siamensis*
Sugi, 1993**

The species *Rachiades lichenicolor siamensis* earlier known from Nepal, Thailand, Vietnam and China, has been reported for the first time from India based on a collection made from different localities of Shirui Hill (25.1236°N and 94.4408°E, 2036 m and 25.1112°N 94.4534°E, 2425 m), Ukhrul district, Manipur. The specimens have been deposited in ZSI-NZC. It has been published by Jatishwor Singh Irungbam, Alexander Schintlmeister and Zdenek Faltynek Fric in the journal: *Zootaxa*, 5196(1): 061–093, 2022.



Rachiades lichenicolor siamensis
Sugi, 1993

Genus: *Spatalina* Bryk, 1950

***Spatalina desiccata desiccata*
(Kiriakoff, 1963)**

The species *Spatalina desiccata desiccata* earlier known from N Myanmar, China (Yunnan, Sichuan), northern and central Thailand, has been reported for the first time from India based on a collection made from Shirui Hill (25.1236°N and 94.4408°E, 2036 m), Ukhrul district, Manipur. The specimen has been deposited in ZSI-NZC. It has been published by Jatishwor Singh Irungbam, Alexander Schintlmeister and Zdenek Faltynek Fric in the journal: *Zootaxa*, 5196(1): 061–093, 2022.



Spatalina desiccata desiccata
(Kiriakoff, 1963)

***Spatalina melanopa* Schintlmeister, 2007**

The species *Spatalina melanopa* earlier known from Thailand and SW China, has been reported for the first time from India based on a collection made from Shirui Hill (25.1264°N and 94.4357°E, 1983 m), Ukhrul district, Manipur. The specimens have been deposited in ZSI-NZC. It has been published by Jatishwor Singh Irungbam, Alexander Schintlmeister and Zdenek Faltynek Fric in the journal: *Zootaxa*, 5196(1): 061–093, 2022.



Spatalina melanopa Schintlmeister, 2007

***Spatalina umbrosa* (Leech, 1898)**

The species *Spatalina umbrosa* earlier known from Myanmar, Thailand and China (Sichuan, Yunnan), has been reported for the first time from India based on a collection made from Shirui Hill (25.1171°N and 94.4456°E, 2198 m), Ukhrul district, Manipur. The specimens have been deposited in ZSI-NZC. It has been published by Jatishwor Singh Irungbam, Alexander Schintlmeister and Zdenek Faltynek Fric in the journal: *Zootaxa*, 5196(1): 061–093, 2022.



Spatalina umbrosa (Leech, 1898)

Genus: *Syntypistis* Turner, 1907

***Syntypistis scensus* (Schintlmeister, 1997)**

The species *Syntypistis scensus* earlier known from N Vietnam and N Thailand, has been reported for the first time from India based on a collection made from different localities of Shirui Hill (25.1236°N and 94.4408°E, 2036 m and 25.1171°N and 94.4456°E, 2190 m), Ukhrul district, Manipur. The specimens have been deposited in ZSI-NZC. It has been published by Jatishwor Singh Irungbam, Alexander Schintlmeister and Zdenek Faltynek Fric in the journal: *Zootaxa*, 5196(1): 061–093, 2022.



Syntypistis scensus (Schintlmeister, 1997)

***Syntypistis synechochlora* (Kiriakoff, 1964)**

The species *Syntypistis synechochlora* earlier known from China, Vietnam and Myanmar, has been reported for the first time from India based on a collection made from different localities of Dibang Valley district, Arunachal Pradesh. The specimens have been deposited in ZSI-NZC. It has been published by Arna Mazumder, Abesh Kumar Sanyal, Alexander Schintlmeister, Subrata Gayen, Kailash Chandra and Angshuman Raha in the journal: *Zootaxa*, 5092(2): 191–208, 2022.



Syntypistis synechochlora (Kiriakoff, 1964)

***Syntypistis witoldi* (Schintlmeister, 1997)**

The species *Syntypistis witoldi* earlier known from Myanmar, Vietnam, Thailand and Yunnan province of SW China, has been reported for the first time from India based on a collection made from different localities of Dibang Valley district, Arunachal Pradesh. The specimens have been deposited in ZSI-NZC. It has been published by Arna Mazumder, Abesh Kumar Sanyal, Alexander Schintlmeister, Subrata Gayen, Kailash Chandra and Angshuman Raha in the journal: *Zootaxa*, 5092(2): 191–208, 2022.



Syntypistis witoldi (Schintlmeister, 1997)

***Syntypistis wunna* (Schintlmeister, 1997)**

The species *Syntypistis wunna* earlier known from Vietnam and N Thailand, has been reported for the first time from India based on a collection made from different localities of Shirui Hill (25.1236°N and 94.4408°E, 2036 m and 25.1171°N and 94.4456°E, 2190), Ukhrul district, Manipur. The specimens have been deposited in ZSI-NZC. It has been published by Jatishwor Singh Irungbam, Alexander Schintlmeister and Zdenek Faltynek Fric in the journal: *Zootaxa*, 5196(1): 061–093, 2022.



Syntypistis wunna (Schintlmeister, 1997)

Genus: *Tarsolepis* Butler, 1872

***Tarsolepis (Tarsolepis) taiwana* Wileman, 1910**

The species *Tarsolepis (Tarsolepis) taiwana* earlier known from Taiwan, South China, Vietnam and Thailand, has been reported for the first time from India based on a collection made from Dihang-Dibang BR, Anini, Brango (28.9382°N and 95.8169°E, 1467 m), Dibang Valley district, Arunachal Pradesh. The specimen has been deposited in ZSI-NZC. It has been published by Arna Mazumder, Abesh Kumar Sanyal, Alexander Schintlmeister, Subrata Gayen, Kailash Chandra and Angshuman Raha in the journal: *Zootaxa*, 5092(2): 191–208, 2022.

Genus: *Torona* Walker, 1865

***Torona lucida* (Schintlmeister, 2008)**

The species *Torona lucida* earlier known from Myanmar and China, has been reported for the first time from India based on a collection made from Anini, Pattharnallah-1 (29.1047 °N and 96.0807 °E, 2029 m), Bruni (29.1535 °N and 96.1485 °E, 2436 m) and Karoya (28.7780 °N and 95.9502 °E, 2822 m), Dibang Valley district, Arunachal Pradesh. The specimens have been deposited in ZSI-NZC. It has been published by Arna Mazumder, Abesh Kumar Sanyal, Alexander Schintlmeister, Subrata Gayen, Kailash Chandra and Angshuman Raha in the journal: *Zootaxa*, 5092(2): 191–208, 2022.



Torona lucida
(Schintlmeister,
2008)

Family: PYRALIDAE

Genus: *Lamida* Walker, 1859

***Lamida buruensis* Janse, 1931**

The species *Lamida buruensis* earlier known from Indonesia, has been reported for the first time from India based on a collection made from Dodak and Yaksum: Sikkim, Shillong: Meghalaya, Kawrthah: Mizoram. The specimens have been deposited in ZSI-NZC. It has been published by Rahul Ranjan, Navneet Singh and Jagbir Singh Kirti in the journal: *Zootaxa*, 5222(4): 385–394, 2022.



Lamida buruensis Janse, 1931

Genus: *Locastra* Walker, 1859

***Locastra viridis* Rong & Li, 2017**

The species *Locastra viridis* earlier known from China, has been reported for the first time from India based on a collection made from Dodak, Sikkim. The specimen has been deposited in ZSI-NZC. It has been published by Rahul Ranjan, Navneet Singh and Jagbir Singh Kirti in the journal: *Zootaxa*, 5169(1): 071–078, 2022.



Locastra viridis Rong & Li, 2017

Genus: *Teliphasa* Moore, 1888

***Teliphasa erythrina* Li in Liu, Wang & Li, 2016**

The species *Teliphasa erythrina* earlier known from Mengla County, Bubang, Yunnan Province, China, has been reported for the first time from India based on a collection made from Umtasor, Meghalaya. The specimens have been deposited in ZSI-NZC. It has been published by Rahul Ranjan, Navneet Singh and Jagbir Singh Kirti in the journal: *Zootaxa*, 5141(1): 060-070, 2022.



Teliphasa erythrina Li in Liu, Wang & Li, 2016

***Teliphasa hamata* Li in Liu, Wang & Li, 2016**

The species *Teliphasa hamata* earlier known from Tengchong County, Yunnan Province, China, has been reported for the first time from India based on a collection made from Dodak, Sikkim and Chirbatiya, Uttarakhand. The specimens have been deposited in ZSI-NZC. It has been published by Rahul Ranjan, Navneet Singh and Jagbir Singh Kirti in the journal: *Zootaxa*, 5141(1): 060-070, 2022.



Teliphasa hamata Li in Liu, Wang & Li, 2016

Genus: *Termioptycha* Meyrick, 1889

***Termioptycha bilineata* (Wileman, 1911)**

The species *Termioptycha bilineata* earlier known from China and Japan, has been reported for the first time from India based on a collection made from Deorali, Sikkim. The specimen has been deposited in ZSI-NZC. It has been published by Rahul Ranjan, Navneet Singh and Jagbir Singh Kirti in the journal: *Zootaxa*, 5165(3): 415–424, 2022.



Termioptycha bilineata (Wileman, 1911)

***Termioptycha cornutitri furca* Rong & Li, 2017**

The species *Termioptycha cornutitri furca* earlier known from China and Taiwan, has been reported for the first time from India based on a collection made from Hmuifang: Mizoram, Umtasar: Meghalaya, Deorali and Ribdi: Sikkim and Jogfalls: Karnataka. The specimens have been deposited in ZSI-NZC. It has been published by Rahul Ranjan, Navneet Singh and Jagbir Singh Kirti in the journal: *Zootaxa*, 5165(3): 415–424, 2022.



Termioptycha cornutitri furca Rong & Li, 2017

Family: SPHINGIDAE

Genus: *Daphnis* Hübner, 1819

***Daphnis nerii* (Linnaeus, 1758)**

The species *Daphnis nerii* earlier known from Sri Lanka, Burma, Nepal, Thailand, Sumatra, China, Japan, Hong Kong, South Africa, Europe, Arabia, Afghanistan, Taiwan, Finland, Thailand, Uganda, has been reported for the first time from India based on a collection made from Aligarh Muslim University (27°54'49"N to 78°04'41"E), Aligarh, Uttar Pradesh. The specimens have been deposited in Aligarh Muslim University, Aligarh, Uttar Pradesh. It has been published by Afaq Ahmad Dar, Khawaja Jamal, Muzamil Syed Shah in the journal: *Transactions American Entomological Society*, 148: 59–63, 2022.



Daphnis nerii (Linnaeus, 1758)

Family: THYRIDIDAE

Genus: *Rhodoneura* Guenée, 1858

***Rhodoneura pudicula* Guenée, 1858**

The species *Rhodoneura pudicula* earlier known from Thailand, W. Malaysia, Sumatra, Java, Bali, Borneo, Sulawesi and New Guinea, has been reported for the first time from India based on a collection made from different localities of Great Nicobar Island, Andaman and Nicobar Islands. The specimens have been deposited in the National Zoological Collections of Lepidoptera Section Zoological Survey of India, Kolkata. It has been published by Navneet Singh, Jalil Ahmad, Suresh K. Shah and Srijata Chakraborty in the journal: *Rec. zool. Surv. India*, 122(1): 105–108, 2022.



Rhodoneura pudicula Guenée, 1858

Family: TORTRICIDAE

Genus: *Endothenia* Stephens, 1852

***Endothenia stibara* Razowski & Wojtusiak, 2012**

The species *Endothenia stibara* earlier known from Nigeria, has been reported for the first time from India based on a collection made from different localities of Bangalore, Karnataka. The specimens have been deposited in NPC-IARI. It has been published by Karthik M Reddy and Pathour R Shashank in the journal: *Journal of Asia-Pacific Biodiversity*, 16: 64–70, 2022.



Endothenia stibara Razowski & Wojtusiak, 2012

Genus: *Fulcrifera* Danilevsky & Kuznetsov, 1968

***Fulcrifera boavistae* Razowski, 2015**

The species *Fulcrifera boavistae* earlier known from Boa Vista and Cape Verde, has been reported for the first time from India based on a collection made from different localities of Bangalore, Karnataka. The specimens have been deposited in NPC-IARI. It has been published by Karthik M Reddy and Pathour R Shashank in the journal: *Journal of Asia-Pacific Biodiversity*, 16: 64–70, 2022.



Fulcrifera boavistae Razowski, 2015

Genus: *Gatesclarkeana* Diakonoff, 1966

***Gatesclarkeana idia* Diakonoff, 1973**

The species *Gatesclarkeana idia* earlier known from West Java, East Java, Central Java, West Bali, West Sumatra, East Borneo, Moluccan islands and South China, has been reported for the first time from India based on a collection made from Dommasandra lake (12°52' 26.5"N and 77°44'52.8"E, 901 m), Bangalore, Karnataka. The specimens have been deposited in NPC-IARI. It has been published by Karthik M Reddy and Pathour R Shashank in the journal: *Journal of Asia-Pacific Biodiversity*, 16: 64-70, 2022.



Gatesclarkeana idia Diakonoff, 1973

Genus: *Olethreutes* Hübner, 1822

***Olethreutes cerographa* (Meyrick, 1907)**

The species *Olethreutes cerographa* earlier known from Sri Lanka, has been reported for the first time from India based on a collection made from Shivamogga, Bhadra Tiger Reserve, Bidare (13°23'16.4"N and 75°31'21.1"E, 712 m), Karnataka. The specimen has been deposited in NPC-IARI. It has been published by Karthik M Reddy and Pathour R Shashank in the journal: *Journal of Asia-Pacific Biodiversity*, 16: 64-70, 2022.



Olethreutes cerographa (Meyrick, 1907)

Genus: *Pammene* Hübner, [1825]

***Pammene peristictis* Meyrick, 1912**

The species *Pammene peristictis* earlier known from Sri Lanka, has been reported for the first time from India based on a collection made from Hassan, Sakaleshpur (12°56'28.5"N and 75°47'10.1"E, 956 mt), Karnataka. The specimens have been deposited in NPC-IARI. It has been published by Karthik M Reddy and Pathour R Shashank in the journal: *Journal of Asia-Pacific Biodiversity*, 16: 64-70, 2022.



Pammene peristictis Meyrick, 1912

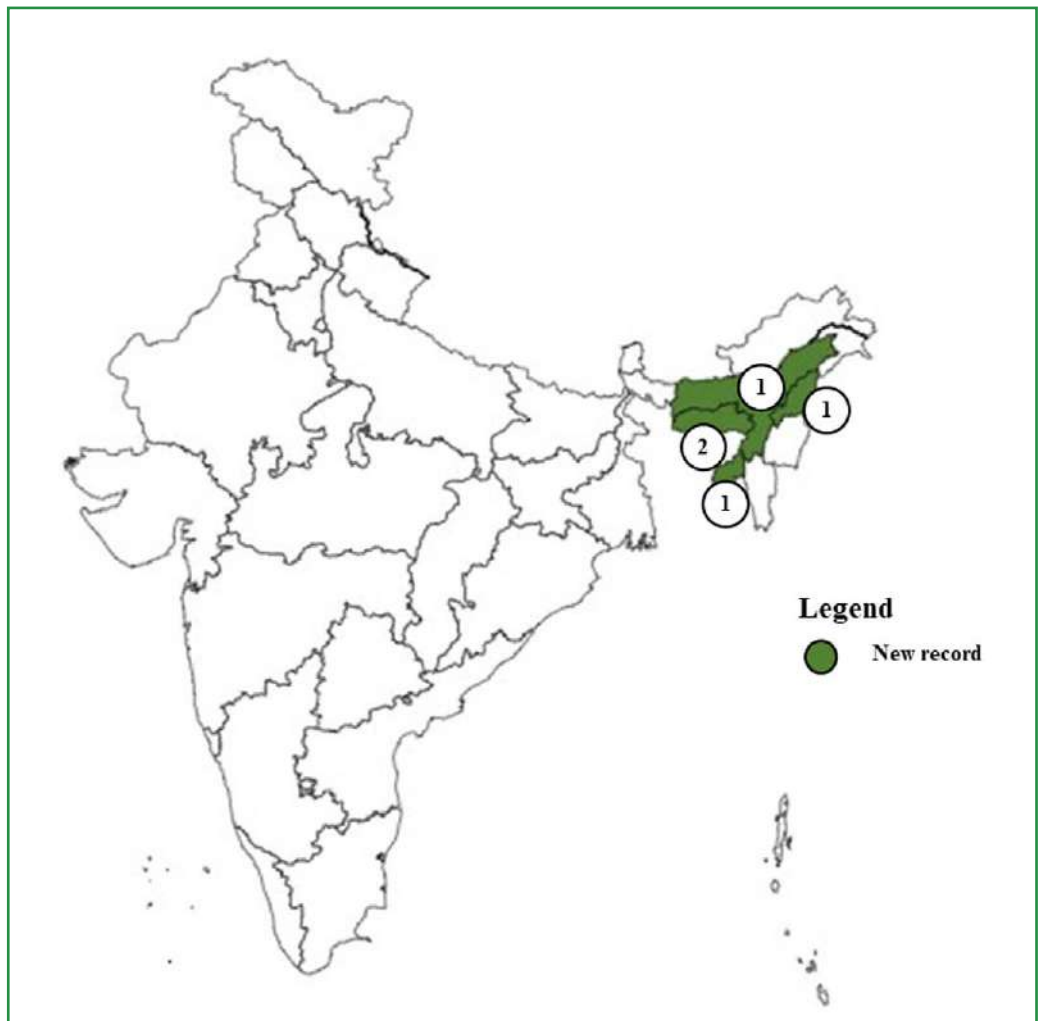
Genus: *Tetramoera* Diakonoff, 1968

***Tetramoera isogramma* (Meyrick, 1908)**

The species *Tetramoera isogramma* earlier known from Congo, Ethiopia, South Africa, Sri Lanka, West Malaysia, Malaysia and Hong Kong, has been reported for the first time from India based on a collection made from Dommasandra lake (12°52'26.5"N and 77°44'52.8"E, 901 mt), Bangalore, Karnataka. The specimen has been deposited in NPC-IARI. It has been published by Karthik M Reddy and Pathour R Shashank in the journal: *Journal of Asia-Pacific Biodiversity*, 16: 64-70, 2022.



Tetramoera isogramma (Meyrick, 1908)



A total of five species of Coleoptera have been recorded from India for the first time, two from Meghalaya and one each from Assam, Nagaland and Tripura.

Phylum: ARTHROPODA
Class: INSECTA
Order: COLEOPTERA
Family: COCCINELLIDAE
Genus: *Aspidimerus* Mulsant, 1850

***Aspidimerus birmanicus* (Gorham, 1895)**

The species *Aspidimerus birmanicus* earlier known from Myanmar and Thailand, has been reported for the first time from India based on a collection made from Kaziranga, Assam. The specimen has been deposited in NZSI. It has been published by P. Das, G.K. Saha, K. Chandra and D. Gupta in the journal: *Far Eastern Entomologist*, 449: 9-17, 2022.



*Aspidimerus
birmanicus*
(Gorham, 1895)

Genus: *Cryptogonus* Mulsant, 1850

***Cryptogonus nepalensis bhutanensis* Bielawski, 1979**

The species *Cryptogonus nepalensis bhutanensis* earlier known from Bhutan and China, has been reported for the first time from India based on a collection made from Jaintia Hills, Jawai, Meghalaya. The specimens have been deposited in NZSI. It has been published by P. Das, G.K. Saha, K. Chandra and D. Gupta in the journal: *Far Eastern Entomologist*, 449: 9-17, 2022.



*Cryptogonus nepalensis
bhutanensis* Bielawski,
1979

Genus: *Henosepilachna* Li, 1961

***Henosepilachna processa* Li et Cook, 1961**

The species *Henosepilachna processa* earlier known from Bhutan and China, has been reported for the first time from India based on a collection made from University Campus, Aizawl, Mizoram and Zuheboto, Maromi, Nagaland. The specimens have been deposited in NZSI. It has been published by P. Das, G.K. Saha, K. Chandra and D. Gupta in the journal: *Far Eastern Entomologist*, 449: 9-17, 2022.



Henosepilachna processa Li et
Cook, 1961

Genus: *Sticholotis* Crotch, 1874

***Sticholotis punctata* Crotch, 1874**

The species *Sticholotis punctata* earlier known from China, Japan, Malaysia and Philippines, has been reported for the first time from India based on a collection made from Shillong, Cherrapunji, Meghalaya. The specimen has been deposited in NZSI. It has been published by P. Das, G.K. Saha, K. Chandra and D. Gupta in the journal: *Far Eastern Entomologist*, 449: 9-17, 2022.



Sticholotis punctata Crotch, 1874

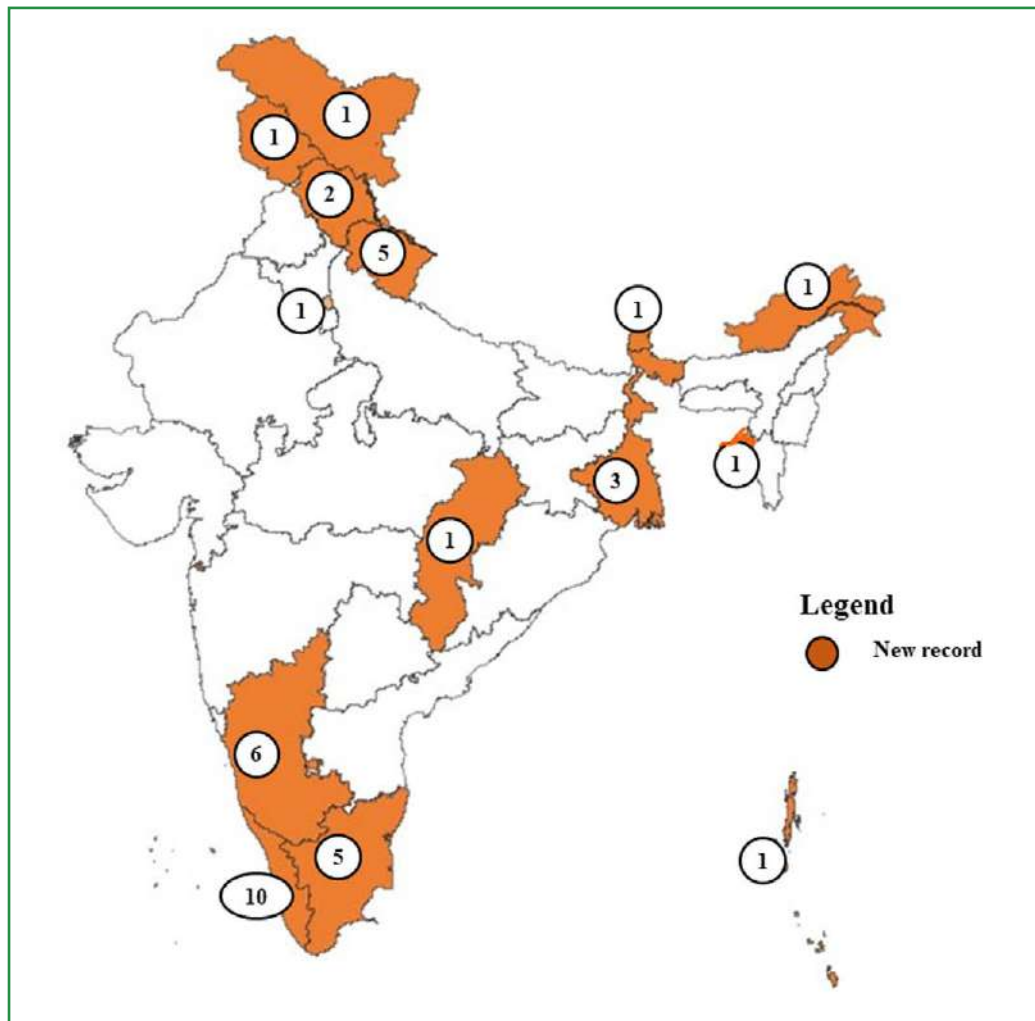
Genus: *Synona* Pope, 1989

***Synona consanguinea* Poorani Ślipiński et Booth, 2008**

The species *Synona consanguinea* earlier known from China, Myanmar, Thailand and Vietnam, has been reported for the first time from India based on a collection made from Ishanchandra Nagar, West Tripura, Tripura. The specimens have been deposited in NZSI. It has been published by P. Das, G.K. Saha, K. Chandra and D. Gupta in the journal: *Far Eastern Entomologist*, 449: 9-17, 2022.



Synona consanguinea Poorani
Ślipiński et Booth, 2008



This year a total of 25 species of hymenoptera have been recorded for the first time from India: Andaman and Nicobar Islands (1), Arunachal Pradesh (1), Chhattisgarh (1), Delhi (1), Himachal Pradesh (2), Jammu and Kashmir (1), Karnataka (6), Kerala (10), Ladakh (1), Sikkim (1), Tamil Nadu (5), Tripura (1), Uttarakhand (5) and West Bengal (3).

Phylum: ARTHROPODA
Class: INSECTA
Order: HYMENOPTERA
Family: BRACONIDAE
Genus: *Aphaereta* Förster, 1863

***Aphaereta vondelparkensis* van Achterberg *et al.* 2020**

The species *Aphaereta vondelparkensis* earlier known from Europe and the East Palaearctic region, has been reported for the first time from India based on a collection made from Kanker (20°14'48.416"N and 81°30'28.873"E), Chhattisgarh. The specimens have been deposited in ICAR-NBAIR. It has been published by Ankita Gupta, Cornelis Van Achterberg, Rohit Pattar and Kriti Arpana Minz in the journal: *Zootaxa*, 5209(4): 455-462, 2022.



Aphaereta vondelparkensis van Achterberg *et al.* 2020

Family: CHALCIDIDAE
Genus: *Brachymeria* Westwood, 1829

***Brachymeria trinidadensis* (Narendran & Varghese, 1989)**

The species *Brachymeria trinidadensis* earlier known from Trinidad and Tobago, has been reported for the first time from India based on a collection made Elathur (11°19'32.5"N and 75°44'30.8"E, 23.0 m), Kozhikode district, Kerala. The specimen presently in the collections of the Systematic Entomology Laboratory, Malabar Christian College, Kozhikode but will be deposited in the ZSIK. It has been published by C. Binoy, S. Santosh and M. Nasser in the journal: *Zootaxa*, 5092(4): 429-441, 2022.



Brachymeria trinidadensis (Narendran & Varghese, 1989)

Genus: *Conura*, Spinola, 1837

***Conura abdominalis* (Walker, 1862)**

The species *Conura abdominalis* earlier known from Brazil, Costa Rica, Ecuador, Mexico, has been reported for the first time from India based on a collection made Elathur (11°20'37"N 75°43'6.74"E, 23m), Kozhikode district, Kerala. The specimen presently in the collections of the Systematic Entomology Laboratory, Malabar Christian College, Kozhikode but will be deposited in the ZSIK. It has been published by C. Binoy, M. Nasser and S. Santosh in the journal: *Journal of Insect Biodiversity and Systematics*, 08(2): 245-256, 2022.



Conura abdominalis (Walker, 1862)

Family: CHRYSIDIDAE
Genus: *Trichrysis* Lichtenstein, 1876

Trichrysis inops (Gribodo, 1884)

The species *Trichrysis inops* earlier known from Benin, Ghana, Guinea, Ivory Coast, Kenya, Nigeria and Togo, has been reported for the first time from India based on a collection made from different localities of Tamil Nadu. The specimens have been deposited in NHME. It has been published by Paolo Rosa, Pokkattu Gopi Aswathi, Bogdan Wiśniowski and Chenthamarakshan Bijoy in the journal: *European Journal of Taxonomy*, 852: 117–143, 2022.



Trichrysis inops (Gribodo, 1884)

Family: ENCYRTIDAE
Genus: *Cheiloneurus* Westwood (1833)

Cheiloneurus nankingensis Li & Xu, 2020

The species *Cheiloneurus nankingensis* earlier known from China, has been reported for the first time from India based on a collection made Alappuzha, Onattukara, Thiruvananthapuram and Thiruvallom, Kerala. The specimens have been deposited in ZDAMU, NBAIR and NPC. It has been published by Shahid Bin Zeya, Mithra Mohan, Prince Tarique Anwar and Anitha Narayanan in the journal: *J. Insect Biodiversity*, 034(1): 005–011, 2022.



Cheiloneurus nankingensis Li & Xu, 2020

Family: FORMICIDAE
Genus: *Plagiolepis* Mayr, 1861

Plagiolepis pissina Roger, 1863

The species *Plagiolepis pissina* earlier known from Sri Lanka, has been reported for the first time from India based on a collection made from The Agri Horticultural Society of India (22°31'41"N and 88°20'57"E), Kolkata, West Bengal. The specimens have been deposited in NZC-ZSI. It has been published by Priyanka Das and S. Sheela in the journal: *Rec. zool. Surv. India*, 122(1): 83–90, 2022.



Plagiolepis pissina
Roger, 1863

Family: MEGACHILIDAE

Genus: *Anthidium* Fabricius, 1805

Anthidium (Anthidium) florentinum (Fabricius, 1775)

The species *Anthidium (Anthidium) florentinum* earlier known from China, Pakistan and Afghanistan, has been reported for the first time from India based on a collection made from Nainital (29.3807°N and 79.4692° E), Uttarakhand. The specimen has been deposited in NZC-ZSI. It has been published by Sayan Sardar, Max Kasperek, A. Rameshkumar, and S.I. Kazmi in the journal: *The Canadian Entomologist*, doi:10.4039/tce.2021.55, 2022.



Anthidium (Anthidium) florentinum (Fabricius, 1775)

Anthidium (Proanthidium) qingtaoi Niu & Zhu, 2020

The species *Anthidium (Proanthidium) qingtaoi* earlier known from China, has been reported for the first time from India based on a collection made from Chumathang (33.3593°N and 78.3369° E, 13694 ft), Ladakh. The specimen has been deposited in NZC-ZSI. It has been published by Sayan Sardar, Max Kasperek, A. Rameshkumar, and S.I. Kazmi in the journal: *The Canadian Entomologist*, doi:10.4039/tce.2021.55, 2022.



Anthidium (Proanthidium) qingtaoi Niu & Zhu, 2020

Genus: *Anthidiellum* Cockerell, 1904

Anthidiellum (Pycnanthidium) carinatum (Wu, 1962)

The species *Anthidiellum (Pycnanthidium) carinatum* earlier known from China, has been reported for the first time from India based on a collection made from Dharmanagar (24.3890°N and 92.1092°E), Tripura. The specimens have been deposited in NZC-ZSI. It has been published by Sayan Sardar, Max Kasperek, A. Rameshkumar, and S.I. Kazmi in the journal: *The Canadian Entomologist*, doi:10.4039/tce.2021.55, 2022.



Anthidiellum (Pycnanthidium) carinatum (Wu, 1962)

Genus: *Bathanthidium* Mavromoustakis, 1953

***Bathanthidium (Manthidium) binghami* (Friese, 1901)**

The species

Bathanthidium (Manthidium) binghami earlier known from Burma, Thailand, Laos and China, has been reported for the first time from India based on a collection made from Buxa Tiger Reserve, 22 miles, East Damanpur (26.6177°N and 89.5605° E), West Bengal. The specimen has been deposited in NZC-ZSI. It has been published by Sayan Sardar, Max Kasperek, A. Rameshkumar, and S.I. Kazmi in the journal: *The Canadian Entomologist*, doi:10.4039/tce.2021.55, 2022.




Bathanthidium (Manthidium) binghami (Friese, 1901)

Family: MYMARIDAE

Genus: *Alaptus* Westwood, 1839

***Alaptus iceryae* Riley, 1889**

The species *Alaptus iceryae* earlier known from Antilles, Bermuda, Egypt, Hawaii, Israel, Italy, Peru, Mexico and USA, has been reported for the first time from India based on a collection made from different localities of Bengaluru, Karnataka. The specimens have been deposited in ZDAMU. It has been published by P. T. Anwar, F. R. Khan, Z. Ahmad, S. U. Usman, H. A. Ghramh and S. B. Zeya in the journal: *The European Zoological Journal*, 1159–1173, 2022.



Alaptus iceryae Riley, 1889

***Alaptus terebrans* Kryger, 1950**

The species *Alaptus terebrans* earlier known from Denmark, Finland, Georgia, Russia, UK and USA, has been reported for the first time from India based on a collection made from different localities of Bengaluru, Karnataka. The specimens have been deposited in ZDAMU. It has been published by P. T. Anwar, F. R. Khan, Z. Ahmad, S. U. Usman, H. A. Ghramh and S. B. Zeya in the journal: *The European Zoological Journal*, 1159–1173, 2022.



Alaptus terebrans Kryger, 1950

Genus: *Erythmelus* Knock, 1909

***Erythmelus rex* (Girault, 1911)**

The species *Erythmelus rex* earlier known from USA, has been reported for the first time from India based on a collection made from Etah, Patna Panchi Vihar, Uttar Pradesh and Shimla, Himachal Pradesh. The specimens have been deposited in ZDAMU. It has been published by Prince Tarique Anwar, Shahid Bin Zeya, Syedauzma Usman, Zubair Ahmad, Hamed A. Ghramh and Farmanur Rahman Khan in the journal: *NORTH-WESTERN JOURNAL OF ZOOLOGY*, 18(2): 121-126, 2022.



Erythmelus rex (Girault, 1911)

Genus: *Litus* Haliday, 1833

***Litus usach* Triapitsyn & Berezovskiy, 2004**

The species *Litus usach* earlier known from Nepal, has been reported for the first time from India based on a collection made from Shimla, Himachal Pradesh and Sahaspur, Uttarakhand. The specimens have been deposited in ZDAMU. It has been published by Prince Tarique Anwar, Shahid Bin Zeya, Syedauzma Usman, Zubair Ahmad, Hamed A. Ghramh and Farmanur Rahman Khan in the journal: *NORTH-WESTERN JOURNAL OF ZOOLOGY*, 18(2): 121-126, 2022.



Litus usach Triapitsyn & Berezovskiy, 2004

Genus: *Proarescon* Huber, 2017

***Proarescon primitivus* (Huber, 2017)**

The species *Proarescon primitivus* earlier known from Indonesia and Thailand, has been reported for the first time from India based on a collection made from Western Ghats (10.77N and 77.06E), Kerala. The specimens have been deposited in EDAU. It has been published by Ayyavu and Sagadai Manickavasagam in the journal: *Journal of Threatened Taxa*, 14(8): 21749-21750, 2022.




Proarescon primitivus (Huber, 2017)

Family: TIPHIDAE

Genus: *Methocha* Latreille, 1804

***Methocha (Dryinopsis) taprobane* Krombein, 1982**

The species *Methocha (Dryinopsis) taprobane* earlier known from Sri Lanka, has been reported for the first time from India based on a collection made from Peppara Wildlife Sanctuary, Peppara dam site, Agasthyamalai Biosphere Reserve, Thiruvananthapuram district, Kerala. The specimen has been deposited in ZSIK. It has been published by R. K. P. Hanima, P. G. Kumar and V. D. Hegde in the journal: *Far Eastern Entomologist*, 450: 12-14, 2022.



Methocha (Dryinopsis) taprobane
Krombein, 1982

***Methocha ubiquita* Krombein, 1982**

The species *Methocha ubiquita* earlier known from Sri Lanka, has been reported for the first time from India based on a collection made from Cherukulam (11°20'06"N and 75°46'20"E, 7m a.s.l.), Kakkodi, Kozhikode district, Kerala. The specimen has been deposited in ZSIK. It has been published by R. K. P. Hanima, T.K. Viswanath and P. G. Kumar in the journal: *Journal of Insect Biodiversity and Systematics* 08(1), 009–014, 2022.



Methocha ubiquita Krombein, 1982

Genus: *Tiphia* Fabricius, 1775

Tiphia (Tiphia) consueta Smith, 1879

The species *Tiphia consueta* earlier known from Sri Lanka, has been reported for the first time from India based on a collection made from Bettathur (12°24'29"N and 75°39'40"E, 1194 m), Kodagu district, Karnataka; Sikkim (27°31'18"N and 88°31'19"E, 1122 m) and Asan Barrage Bird Sanctuary (30°26'13"N and 77°39'55"E, 399 m), Dehradun district, Uttarakhand. The specimens have been deposited in ZSIK. It has been published by Raveendran K.P. Hanima, P. Girish Kumar and Vishwanath D. Hegde in the journal: *Zootaxa*, 5204(1): 001–106, 2022.



Tiphia (Tiphia) consueta Smith, 1879

Tiphia (Tiphia) flavipalpis Allen, 1975

The species *Tiphia (Tiphia) flavipalpis* earlier known from Nepal and Thailand, has been reported for the first time from India based on a collection made from different localities of Karnataka, Kerala and Tamil Nadu. The specimens have been deposited in ZSIK. It has been published by Raveendran K.P. Hanima, P. Girish Kumar and Vishwanath D. Hegde in the journal: *Zootaxa*, 5204(1): 001–106, 2022.



Tiphia (Tiphia) flavipalpis Allen, 1975

Tiphia (Tiphia) godavariae Allen, 1975

The species *Tiphia (Tiphia) godavariae* earlier known from Nepal, has been reported for the first time from India based on a collection made from University Campus (28°36'33"N and 77°09'27"E, 243 m), Delhi and Thirunelveli district, Gundaru dam site (8°56'34"N and 77°12'49"E, 202 m), Tamil Nadu. The specimens have been deposited in ZSIK. It has been published by Raveendran K.P. Hanima, P. Girish Kumar and Vishwanath D. Hegde in the journal: *Zootaxa*, 5204(1): 001–106, 2022.



Tiphia (Tiphia) godavariae Allen, 1975

***Tiphia (Tiphia) lotharae* Allen, 1975**

The species *Tiphia (Tiphia) lotharae* earlier known from Nepal, has been reported for the first time from India based on a collection different localities of Karnataka, Kerala and Tamil Nadu. The specimens have been deposited in ZSIK. It has been published by Raveendran K.P. Hanima, P. Girish Kumar and Vishwanath D. Hegde in the journal: *Zootaxa*, 5204(1): 001–106, 2022.



Tiphia (Tiphia)
lotharae Allen, 1975

***Tiphia (Tiphia) lyrata* Magretti, 1892**

The species *Tiphia (Tiphia) lyrata* earlier known from Myanmar, has been reported for the first time from India based on a collection different localities of Karnataka, Kerala, Tamil Nadu and Uttarakhand. The specimens have been deposited in ZSIK. It has been published by Raveendran K.P. Hanima, P. Girish Kumar and Vishwanath D. Hegde in the journal: *Zootaxa*, 5204(1): 001–106, 2022.



Tiphia (Tiphia) lyrata
Magretti, 1892

***Tiphia (Tiphia) milleri* Allen, 1975**

The species *Tiphia (Tiphia) milleri* earlier known from Nepal, has been reported for the first time from India based on a collection made from South Andaman district, Port Blair, Science Centre (11°39'19"N and 92°45'20"E, 28 m), Andaman & Nicobar Islands and South-24 Parganas district, Sagar Island (21°44'30"N and 88°05'15"E, 6 m), West Bengal. The specimens have been deposited in ZSIK. It has been published by Raveendran K.P. Hanima, P. Girish Kumar and Vishwanath D. Hegde in the journal: *Zootaxa*, 5204(1): 001–106, 2022.



Tiphia (Tiphia) milleri
Allen, 1975

***Tiphia (Tiphia) nepa* Allen, 1975**

The species *Tiphia (Tiphia) nepa* earlier known from Nepal, has been reported for the first time from India based on a collection made from Dibang Valley district, Dibang Biosphere Reserve, Ram Sing Forest (28°55'13"N and 95°56'28"E, 2762 m), Arunachal Pradesh; Pari Mahal (34°04'48"N and 78°20'34"E, 2297 m), Srinagar district; Arehel (33°52'18.62"N and 74°53'57.75"E, 1652 m), Pulwama district, Jammu and Kashmir and Kanatal (30°24'43"N and 74°52'41"E, 1760m), Teri Garhwal district, Uttarakhand. The specimens have been deposited in ZSIK. It has been published by Raveendran K.P. Hanima, P. Girish Kumar and Vishwanath D. Hegde in the journal: *Zootaxa*, 5204(1): 001–106, 2022.



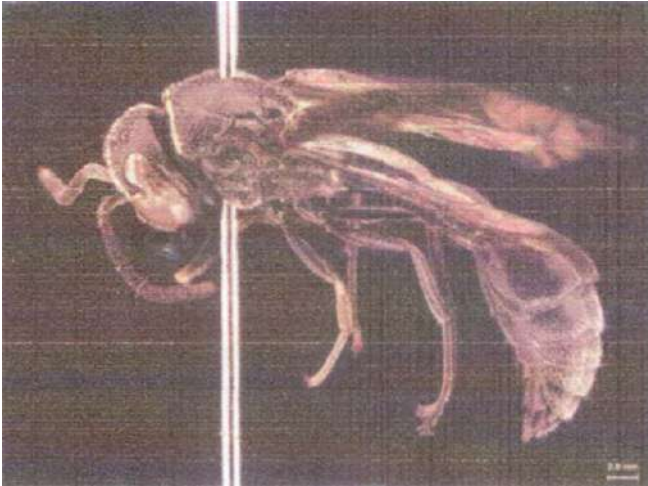
Tiphia (Tiphia) nepa
Allen, 1975

Family: VESPIDAE

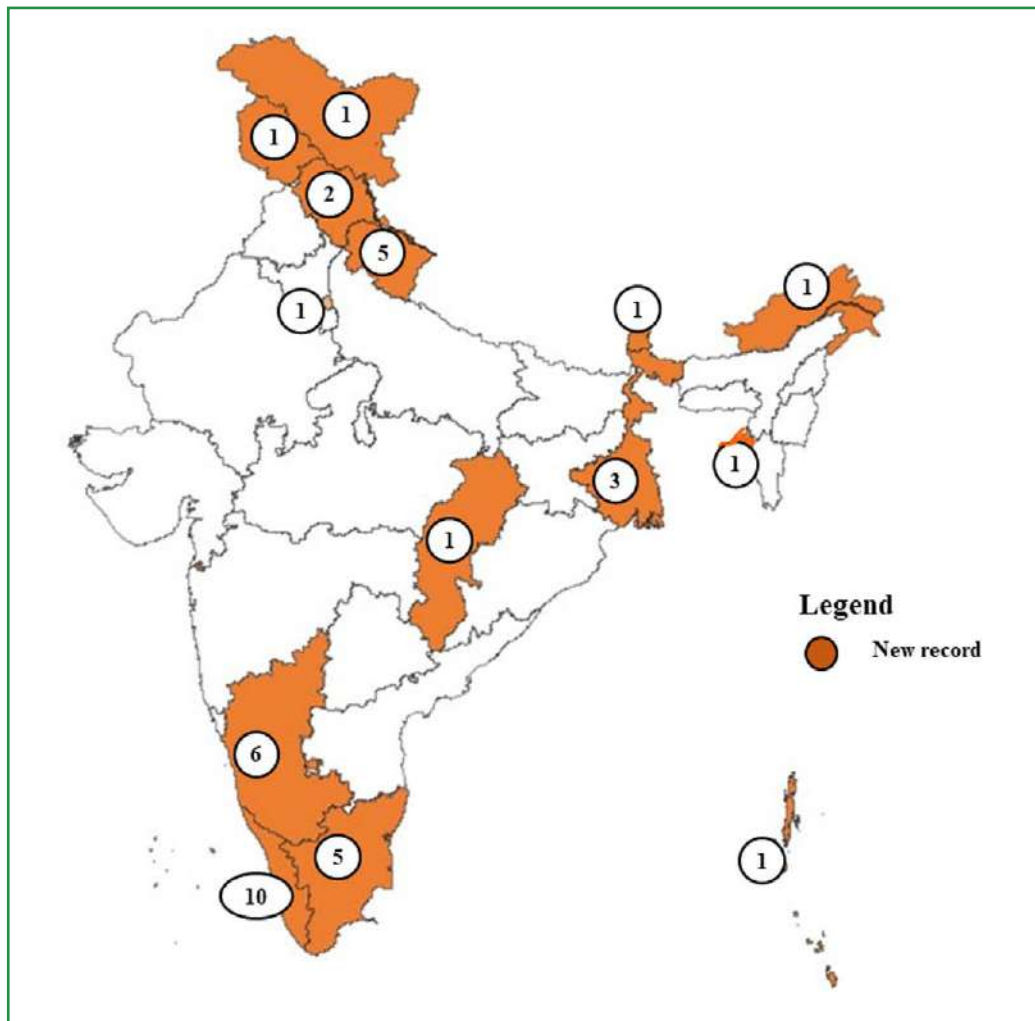
Genus: *Ectopioglossa* Perkins, 1912

***Ectopioglossa sumbana* van der Vecht, 1963**

The species *Ectopioglossa sumbana* earlier known from Indonesia, has been reported for the first time from India based on a collection made from Thattekkad Bird Sanctuary, Kallipara, Ernakulum, Kerala. The specimen has been deposited in ZSIK. It has been published by P. Girish Kumar in the journal: Fauna of Thattekkad Bird Sanctuary, Ernakulam District, Kerala: *Conservation Area Series (Published by Director, Zoological Survey of India, Kolkata)*, 67: 157-177, 2022.



*Ectopioglossa
sumbana* van der
Vecht, 1963



A total of 12 species of hemiptera have been recorded for the first time from India: Delhi (4), Himachal Pradesh (1), Karnataka (5), Kerala (1), Meghalaya (1) and Nagaland (1).

Phylum: ARTHROPODA
Class: INSECTA
Order: HEMIPTERA
Family: CICADELLIDAE
Genus: *Grammacephalus* Haupt, 1929

***Grammacephalus punjabensis* Shah & Duan, 2019**

The species *Grammacephalus punjabensis* earlier known from Pakistan, has been reported for the first time from India based on a collection made from Nauli (30°51'38" N and 77°10'27" E), Himachal Pradesh. The specimen has been deposited in NPC, ICAR-IARI. It has been published by N. N. Rajgopal, Naresh M Meshram and Debjani Dey in the journal: *Zootaxa*, 5182(4): 348–360, 2022.



Grammacephalus punjabensis
Shah & Duan, 2019

Genus: *Neolimnus* Linnavuori, 1953

***Neolimnus egyptiacus* (Matsumura, 1908)**

The species *Neolimnus egyptiacus* earlier known from Egypt, Ethiopia, Jordan, Pakistan, Iran Saudi Arabia and Somalia, has been reported for the first time from India based on a collection made from Division of Entomology, ICAR-IARI (28°38'03"N and 77°09'44"E), Delhi. The specimen has been deposited in NPC, ICAR-IARI. It has been published by N. N. Rajgopal, Naresh M Meshram and Debjani Dey in the journal: *Zootaxa*, 5182(4): 348–360, 2022.



Neolimnus egyptiacus (Matsumura,
1908)

***Neolimnus quadricornis* Khatri & Webb, 2010**

The species *Neolimnus quadricornis* earlier known from Pakistan, has been reported for the first time from India based on a collection made from Delhi. The specimen has been deposited in NPC, ICAR-IARI. It has been published by N. N. Rajgopal, Naresh M Meshram and Debjani Dey in the journal: *Zootaxa*, 5182(4): 348–360, 2022.



Neolimnus quadricornis Khatri & Webb, 2010

Genus: *Opsius* Fieber, 1866

***Opsius richteri* Dlabola 1960**

The species *Opsius richteri* earlier known from Iran, has been reported for the first time from India based on a collection made from IARI (28.6139N and 77.2090E), Delhi. The specimens have been deposited in NPC, ICAR-IARI. It has been published by Sunil Sunil, Naresh M Meshram and Priyanka Thakur in the journal: *Indian Journal of Entomology*, DoI. No.: 10.55446/IJE.2022.531.



Opsius richteri Dlabola 1960

***Opsius stactogallus* Fieber, 1866**

The species *Opsius stactogallus* has been reported for the first time from India based on a collection made from Delhi (28.6139°N and 77.2090°E). The specimen has been deposited in NPC, ICAR-IARI. It has been published by Sunil Sunil, Naresh M Meshram and Priyanka Thakur in the journal: *Indian Journal of Entomology*, Dol. No.: 10.55446/IJE.2022.531.



Opsius stactogallus Fieber, 1866

Genus: *Wanritettix* Vilbaste, 1969

***Wanritettix wanrianus* (Matsumura); Vilbaste 1969**

The species *Wanritettix wanrianus* earlier known from Taiwan, has been reported for the first time from India based on a collection made from Barapani, Meghalaya and Jarnapani, Nagaland. The specimens have been deposited in NPC, ICAR-IARI. It has been published by N. N. Rajgopal, Naresh M Meshram and Debjani Dey in the journal: *Zootaxa*, 5182(4): 348–360, 2022.



Wanritettix wanrianus
(Matsumura); Vilbaste 1969

Family: COCCIDAE

Genus: *Fistulococcus* Hodgson & Martin, 2005

Fistulococcus pokfulamensis Hodgson & Martin, 2005

The species *Fistulococcus pokfulamensis* earlier known from Hong Kong, has been reported for the first time from India based on a collection made from Kodathi, Seri-biotech Research Laboratories (N 12.8882° and E 77.7160°) and Bengaluru, HBR Layout (N 13.0353° and E 77.6285°), Karnataka. The specimens have been deposited in ICAR–NBAIR, Bengaluru, Karnataka, India. It has been published by Sunil Joshi, Ankita Gupta, P.R. Shashank, Sachin G. Pai, M. Mohan, R.R. Rachana, Vinod Kumar Dubey, Angalakuditi Sandeep and K.B. Deepthy in the journal: *Zootaxa*, 5194(2): 213–232, 2022.

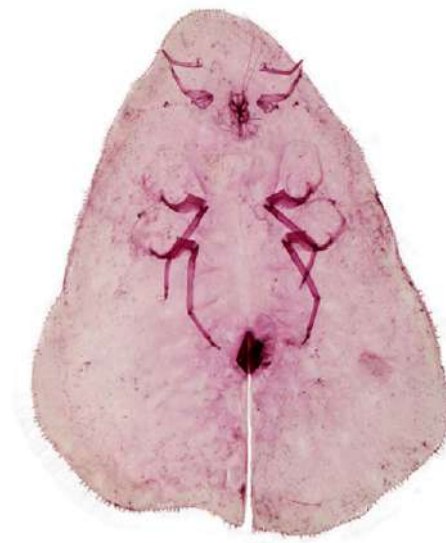


Fistulococcus pokfulamensis Hodgson & Martin, 2005

Genus: *Kilifia* De Lotto, 1965

Kilifia deltoides De Lotto, 1965

The species *Kilifia deltoides* has been reported for the first time from India based on a collection made from Ponnampet, College of Forestry (N12.1490° and E 75.9405°), Karnataka. The specimens have been deposited in ICAR–NBAIR, Bengaluru, Karnataka, India. It has been published by Sunil Joshi, Ankita Gupta, P.R. Shashank, Sachin G. Pai, M. Mohan, R.R. Rachana, Vinod Kumar Dubey, Angalakuditi Sandeep and K.B. Deepthy in the journal: *Zootaxa*, 5194(2): 213–232, 2022.

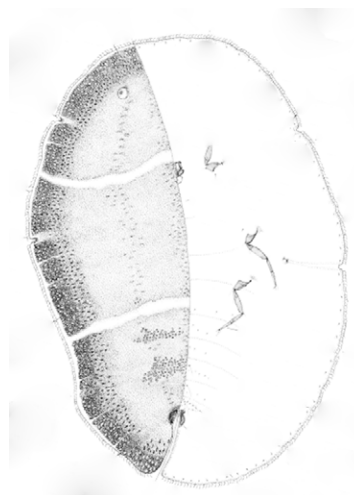


Kilifia deltoides De Lotto, 1965

Genus: *Maacoccus* Tao, Wong & Chang, 1983

Maacoccus piperis (Green, 1896)

The species *Maacoccus piperis* has been reported for the first time from India based on a collection made from Hosakote (N13.0693° and E77.7982°), Bengaluru, Karnataka. The specimens have been deposited in ICAR–NBAIR, Bengaluru, Karnataka, India. It has been published by Sunil Joshi, Ankita Gupta, P.R. Shashank, Sachin G. Pai, M. Mohan, R.R. Rachana, Vinod Kumar Dubey, Angalakuditi Sandeep and K.B. Deepthy in the journal: *Zootaxa*, 5194(2): 213–232, 2022.



Maacoccus piperis (Green, 1896)

Genus: *Paralecanium* Cockerell, 1899

Paralecanium machili Takahashi, 1933

The species *Paralecanium machili* has been reported for the first time from India based on a collection made from Kemmangundi (N13.5500° and E75.7500°), Karnataka. The specimens have been deposited in ICAR–NBAIR, Bengaluru, Karnataka, India. It has been published by Sunil Joshi, Ankita Gupta, P.R. Shashank, Sachin G. Pai, M. Mohan, R.R. Rachana, Vinod Kumar Dubey, Angalakuditi Sandeep and K.B. Deepthy in the journal: *Zootaxa*, 5194(2): 213–232, 2022.



Paralecanium machili Takahashi, 1933

Family: PSEUDOCOCCIDAE
Genus: *Antonina* Signoret, 1875

Antonina thaiensis Takahashi, 1942

The species *Antonina thaiensis* has been reported for the first time from India based on a collection made from Kemmangundi (N13.5500° and E75.7500°), Karnataka. The specimens have been deposited in ICAR–NBAIR, Bengaluru, Karnataka, India. It has been published by Sunil Joshi, Ankita Gupta, P.R. Shashank, Sachin G. Pai, M. Mohan, R.R. Rachana, Vinod Kumar Dubey, Angalakuditi Sandeep and K.B. Deepthy in the journal: *Zootaxa*, 5194(2): 213–232, 2022.



*Antonina
thaiensis* Takahashi, 1942

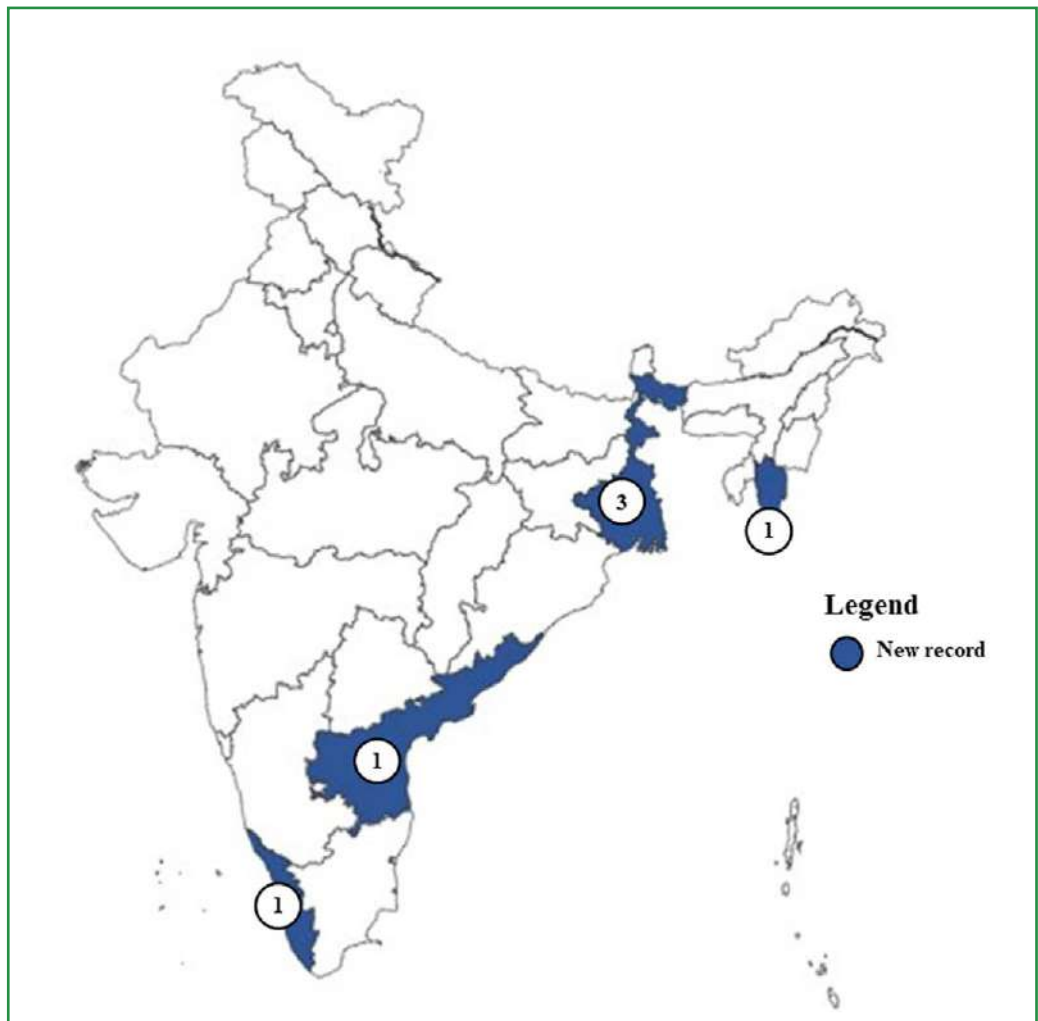
Genus: *Formicococcus* Takahashi 1928

Formicococcus simplicior (Green, 1922)

The species *Formicococcus simplicior* earlier known from Sri Lanka, has been reported for the first time from India based on a collection made from Meenangadi (N11.6596° and E76.1726°), Wayanad, Kerala. The specimens have been deposited in ICAR–NBAIR, Bengaluru, Karnataka, India. It has been published by Sunil Joshi, Ankita Gupta, P.R. Shashank, Sachin G. Pai, M. Mohan, R.R. Rachana, Vinod Kumar Dubey, Angalakuditi Sandeep and K.B. Deepthy in the journal: *Zootaxa*, 5194(2): 213–232, 2022.



*Formicococcus
simplicior* (Green,
1922)



A total of six species of Thysanoptera have been recorded for the first time from India: Andhra Pradesh (1), Kerala (1), Mizoram (1) and West Bengal (3).

Phylum: ARTHROPODA
Class: INSECTA
Order: THYSANOPTERA
Family: PHLAEOTHIRIPIDAE
Genus: *Dolichothrips* Karny, 1912

***Dolichothrips reuteri* (Karny, 1920)**

The species *Dolichothrips reuteri* earlier known from Australia, China and Japan, has been reported for the first time from India based on a collection made from Hooghly, West Bengal. The specimens have been deposited in NZC, Zoological Survey of India, Kolkata. It has been published by Devkant Singha, Abhishek Patidar, Vikas Kumar and Kaomud Tyagi in the journal: *Journal of Insect Biodiversity and Systematics*, 08(1): 145-150, 2022.



Dolichothrips reuteri (Karny, 1920)

Genus: *Litotetothrips* Priesner, 1929

***Litotetothrips pasaniae* Kurosawa, 1937**

The species *Litotetothrips pasaniae* earlier known from China and Japan, has been reported for the first time from India based on a collection made from Aizwal, Mizoram. The specimens have been deposited in NZC, Zoological Survey of India, Kolkata. It has been published by Devkant Singha, Abhishek Patidar, Vikas Kumar and Kaomud Tyagi in the journal: *Journal of Insect Biodiversity and Systematics*, 08(1): 145-150, 2022.



Litotetothrips pasaniae Kurosawa, 1937

Genus: *Mesothrips* Zimmermann, 1900

***Mesothrips annamensis* Priesner, 1929**

The species *Mesothrips annamensis* earlier known from Vietnam, has been reported for the first time from India based on a collection made from Jalpaiguri, West Bengal. The specimens have been deposited in NZC, Zoological Survey of India, Kolkata. It has been published by Devkant Singha, Abhishek Patidar, Vikas Kumar and Kaomud Tyagi in the journal: *Journal of Insect Biodiversity and Systematics*, 08(1): 145-150, 2022.



Mesothrips annamensis
Priesner, 1929

Genus: *Neohydatothrips* John, 1929

***Neohydatothrips xestosternitus* (Han & Cui, 1991)**

The species *Neohydatothrips xestosternitus* earlier known from China, has been reported for the first time from India based on a collection made from Ramanapalam, Coringa Wildlife Sanctuary, Andhra Pradesh. The specimens have been deposited in NZC. It has been published by Abhishek Patidar, Devkant Singha, Vikas Kumar and Kaomud Tyagi in the journal: *Zootaxa*, 5159 (3): 440–444, 2022.



Neohydatothrips xestosternitus (Han & Cui, 1991)

Family: THRIPIDAE

Genus: *Hydatothrips* Karny, 1913

***Hydatothrips haschemi* Girault, 1930**

The species *Hydatothrips haschemi* earlier known from Australia, Philippines and Thailand, has been reported for the first time from India based on a collection made from Thrissur, Kerala. The specimens have been deposited in NZC, Zoological Survey of India, Kolkata. It has been published by Devkant Singha, Abhishek Patidar, Vikas Kumar and Kaomud Tyagi in the journal: *Journal of Insect Biodiversity and Systematics*, 08(1): 145-150, 2022.



Hydatothrips haschemi Girault, 1930

Genus: *Stenchaetothrips* Bagnall, 1926

***Stenchaetothrips bambusicola* Mound, 2011**

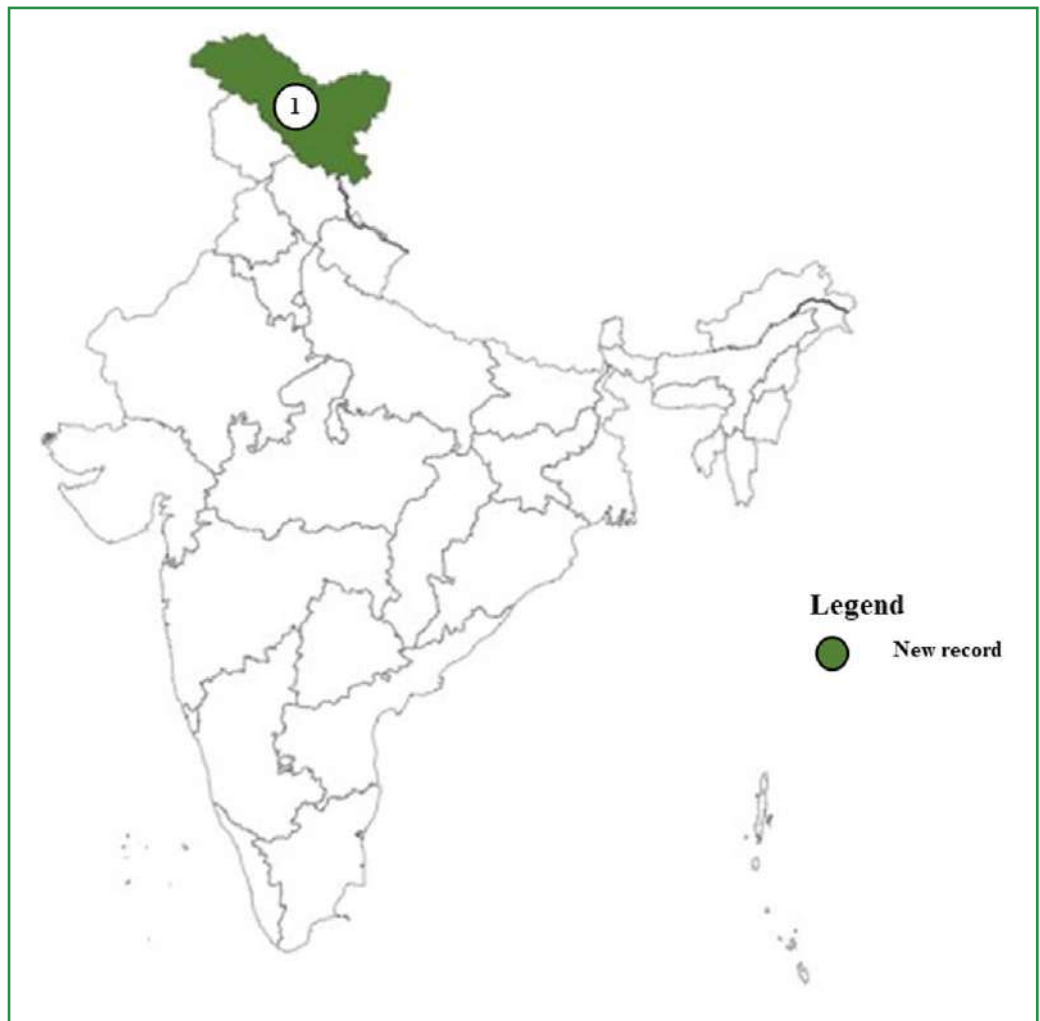
The species *Stenchaetothrips bambusicola* earlier known from Australia and China, has been reported for the first time from India based on a collection made from Kolkata, West Bengal. The specimens have been deposited in NZC, Zoological Survey of India, Kolkata. It has been published by Devkant Singha, Abhishek Patidar, Vikas Kumar and Kaomud Tyagi in the journal: *Journal of Insect Biodiversity and Systematics*, 08(1): 145-150, 2022.



Stenchaetothrips bambusicola
Mound, 2011

4.7.7

ORTHOPTERA



One species of orthoptera has been recorded for the first time from India from Ladakh.

Phylum: ARTHROPODA
Class: INSECTA
Order: PSOCOPTERA
Family: TETTIGONIIDAE
Genus: *Platycleis* Fieber, 1853

***Platycleis albopunctata* (Goeze, 1778)**

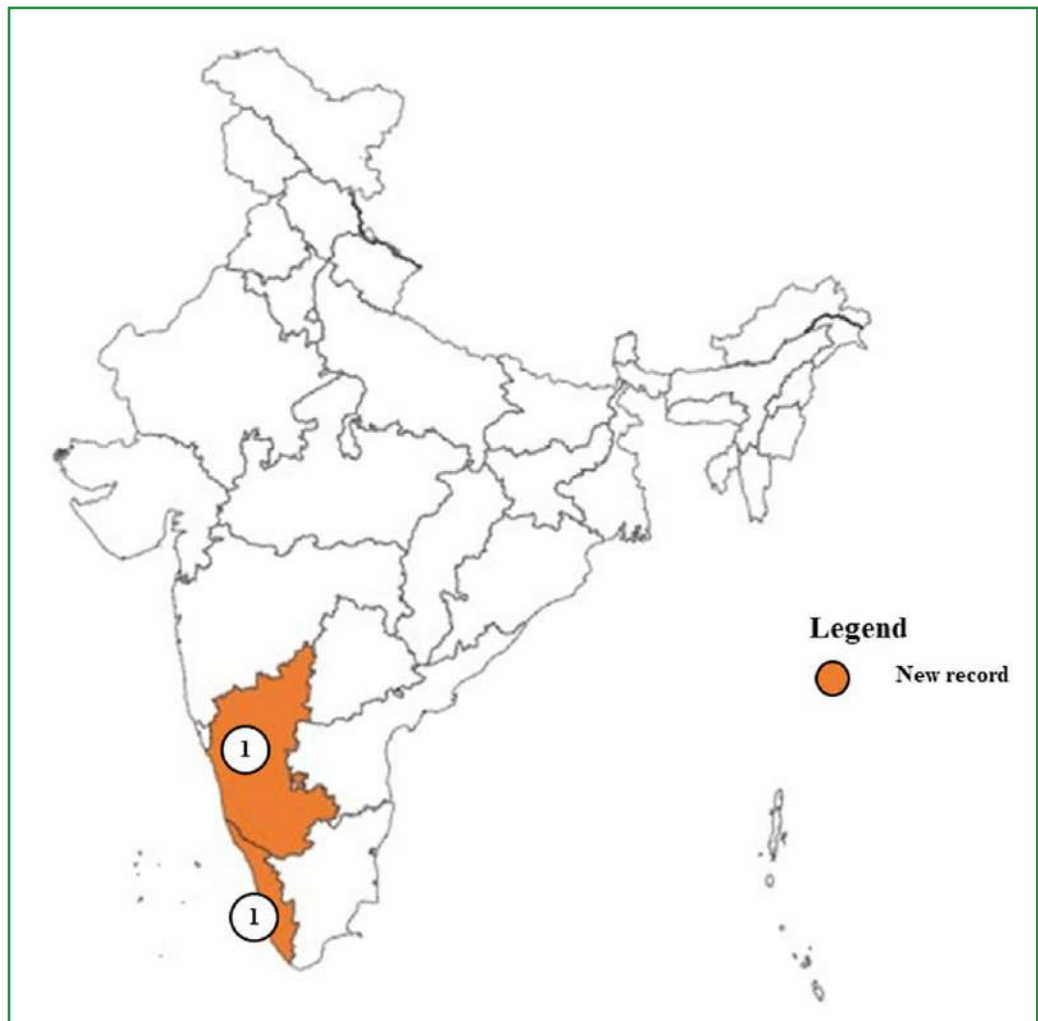
The species *Platycleis albopunctata* earlier known from Europe, S Siberia, SW Asia, the Caucasus, Kazakhstan, Middle Asia, NW China, Mongolia, south eastern part Republic of Khakassia and southern part of Krasnoyarsk, has been reported for the first time from India based on a collection made from Kargil and Hardas Karkitchu, Ladakh. The specimens have been deposited in the Zoology Department, Aligarh Muslim University, Aligarh, India. It has been published by Mohd Kaleemullah Farooqi, Mohd Ali, Mohammad Amir and Mohd Kamil Usmani in the journal: *Zootaxa*, 5120(3): 435–442, 2022.



Platycleis albopunctata (Goeze, 1778)

4.7.8

BLATTODEA



Two species belonging to blattodea, one each from Karnataka and Kerala have been recorded for the first time from India.

Phylum: ARTHROPODA
Class: INSECTA
Order: BLATTODEA
Family: KALOTERMITIDAE
Genus: *Glyptotermes* Froggatt, 1897

***Glyptotermes ceylonicus* (Holmgren, 1911)**

The species *Glyptotermes ceylonicus* earlier known from Sri Lanka, has been reported for the first time from India based on a collection made from Pinnakkanadu (9.63°N and 76.76°E, 97.536 m), Kottayam, Kerala. The specimens have been deposited in ZSI-WGRC. It has been published by Edwin Joseph, Chinnu Ipe, Nisha P. Aravind, Sherin Antony and Jobin Mathew in the journal: *Journal of Threatened Taxa*, 14(6): 21290-21295, 2022.



Glyptotermes ceylonicus (Holmgren, 1911)

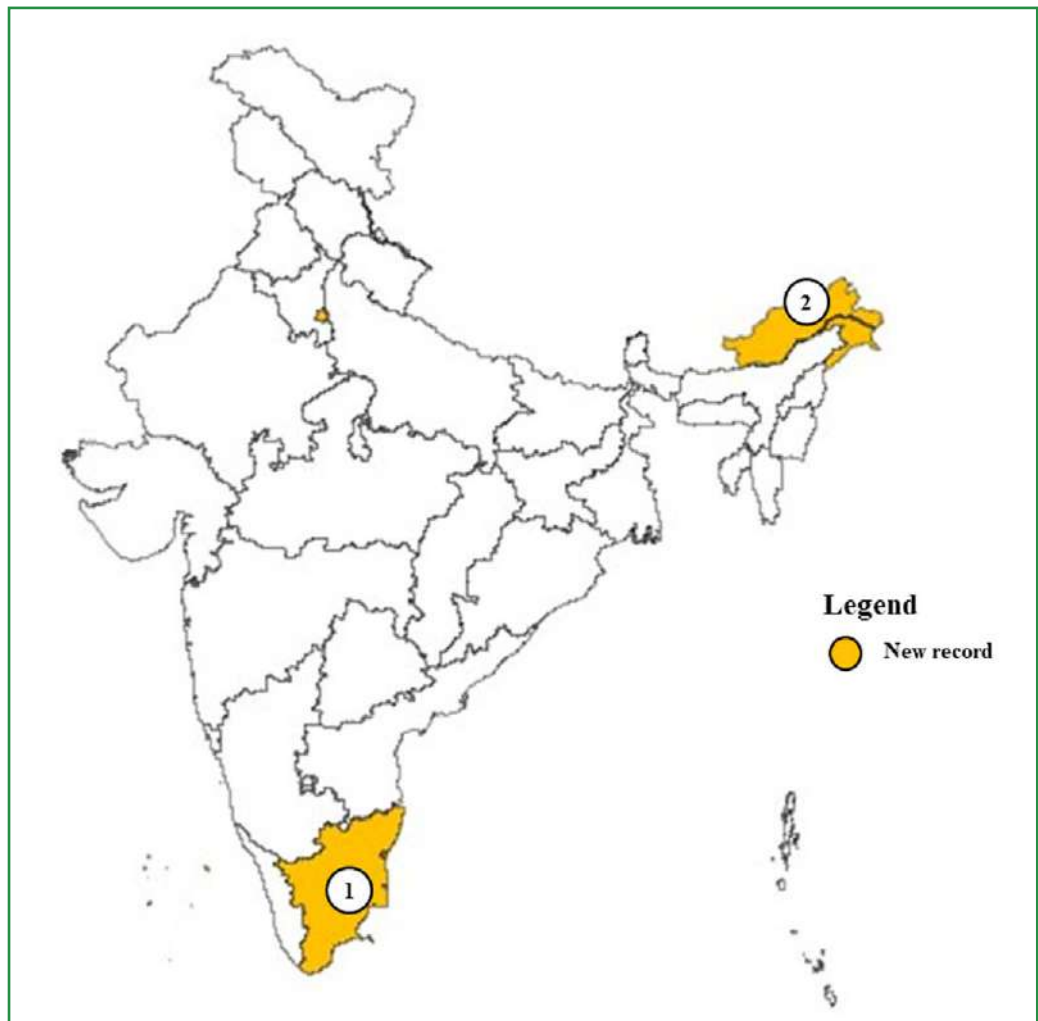
Family: TERMITIDAE
Genus: *Pericapritermes* Silvestri, 1914

***Pericapritermes ceylonicus* (Holmgren, 1911)**

The species *Pericapritermes ceylonicus* earlier known from Sri Lanka, has been reported for the first time from India based on a collection made from Nagamangala (12°51'N and 76°36'E, 900m) and Kodagu, Thalakaveri (12°23'N and 75°29'E, 1248m), Karnataka. The specimens have been deposited in KSNUAHS. It has been published by M. Ranjith, M.M. Rocha, C.M. Kalleshwaraswamy, Jessica L. Ware and Ruth Salas in the journal: *Sociobiology*, 69(4): e7238, 2022.



Pericapritermes ceylonicus
(Holmgren, 1911)

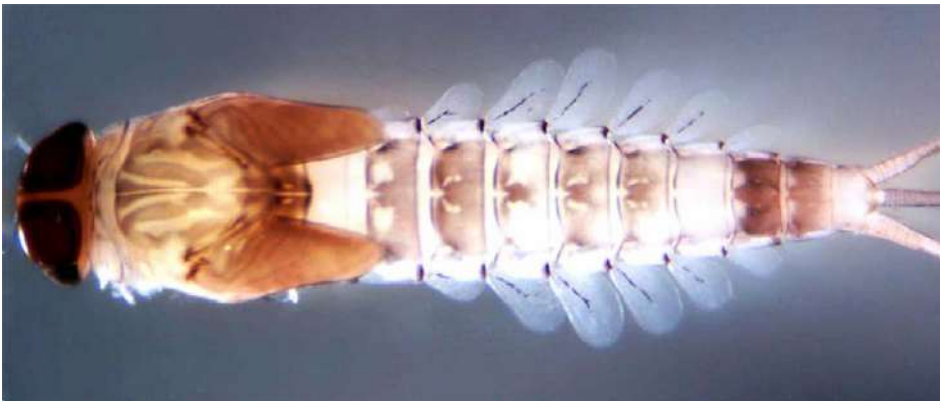


This year three species of Ephemeroptera have been recorded for the first time from India, two from Arunachal Pradesh and one species from Tamil Nadu.

Phylum: ARTHROPODA
Class: INSECTA
Order: EPHEMEROPTERA
Family: BAETIDAE
Genus: *Labiobaetis* Novikova & Kluge, 1987

***Labiobaetis operosus* Muller-Liebenau, 1984**

The species *Labiobaetis operosus* earlier known from Malaysia and Thailand, has been reported for the first time from India based on a collection made from Vaigai River (9°95.52'N and 78°06.59'E, 144 m). The specimens have been deposited in AMC. It has been published by T. Sivaruban, Pandiarajan Srinivasan, S. Barathy and Rajasekaran Isack in the journal: *AQUATIC INSECTS*, <https://doi.org/10.1080/01650424.2022.2070217>, 2022.



Labiobaetis operosus Muller-Liebenau, 1984

Genus: *Tenuibaetis* Kang & Yang 1994

***Tenuibaetis arduus* (Kang & Yang, 1994)**

The species *Tenuibaetis arduus* earlier known from Taiwan, has been reported for the first time from India based on a collection made from Dirang Valley (27°25'20"N and 92°17'17"E), Chakparang stream, West Kameng district, Arunachal Pradesh. The specimens have been deposited in ZSI-SRC. It has been published by T. Kubendran, M. Vasanth, K. A. Subramanian, Jean-Luc Gattolliat, C. Selvakumar, Fatima Jabeen and Bikramjit Sinha in the journal: *Zootaxa*, 5196 (4): 511–534, 2022.



Tenuibaetis arduus (Kang & Yang, 1994)

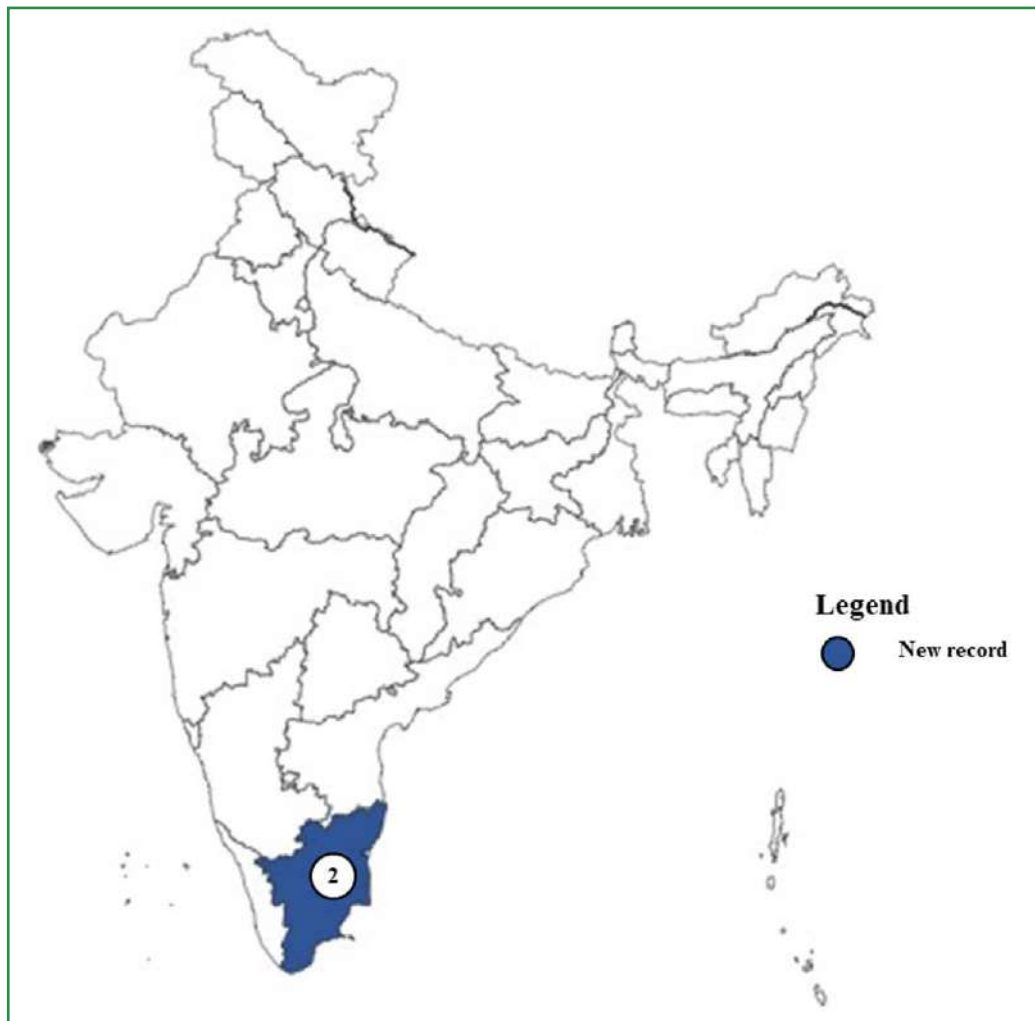
***Tenuibaetis inornatus* (Kang & Yang, 1994)**

The species *Tenuibaetis inornatus* earlier known from Taiwan, has been reported for the first time from India based on a collection made from Dirang Valley (27°25'20"N and 92°17'17"E), Chakparang stream, West Kameng district, Arunachal Pradesh. The specimen has been deposited in ZSI-SRC. It has been published by T. Kubendran, M. Vasanth, K. A. Subramanian, Jean-Luc Gattolliat, C. Selvakumar, Fatima Jabeen and Bikramjit Sinha in the journal: *Zootaxa*, 5196 (4): 511–534, 2022.



Tenuibaetis inornatus (Kang & Yang, 1994)

COLLEMBOLA



Two species of collembola are recorded for the first time from India, both from Tamil Nadu.

Phylum: ARTHROPODA
Class: ENTOGNATHA
Order: PODUROMORPHA
Family: ONYCHIURIDAE
Genus: *Orthonychiurus* Stach, 1954

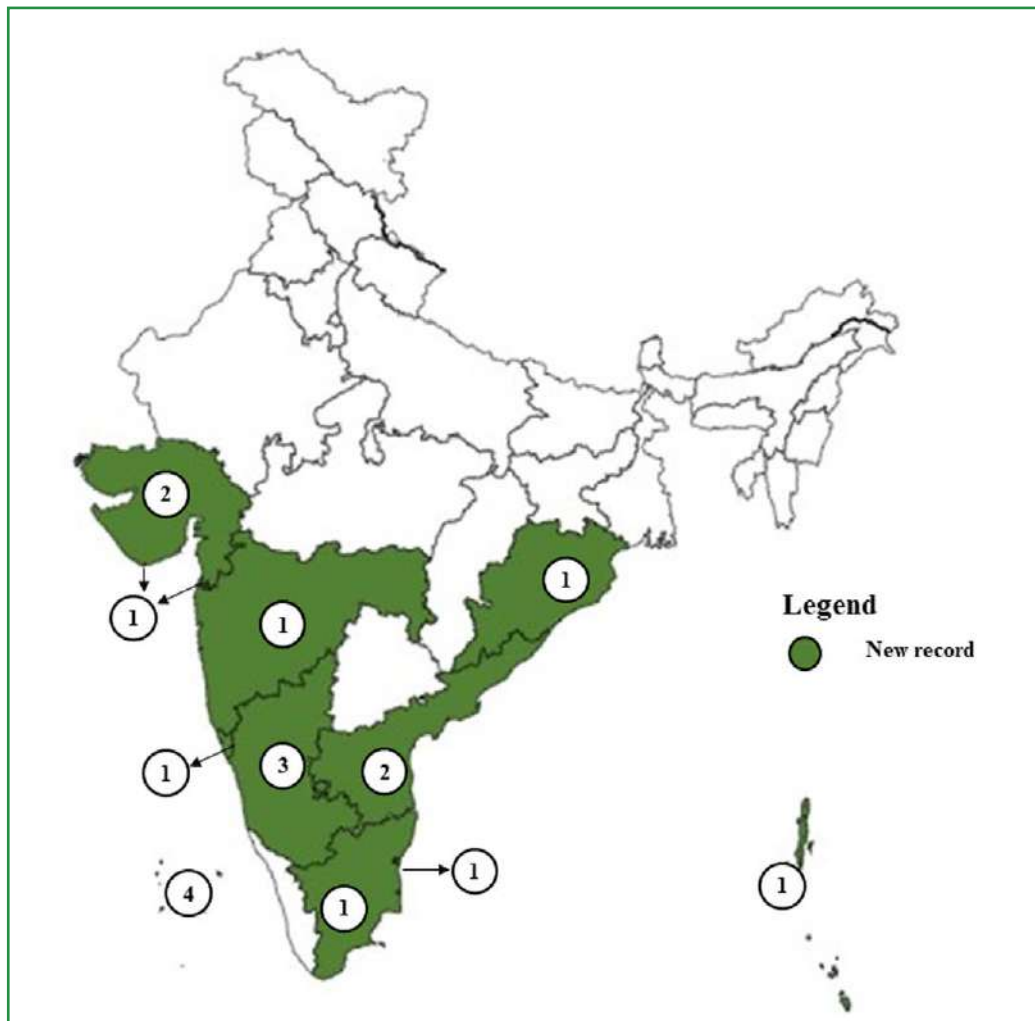
***Orthonychiurus folsomi* (Schäffer, 1900)**

The species *Orthonychiurus folsomi* is a well-known cosmopolitan species, has been reported for the first time from India based on a collection made from the Nilgiris, Tamil Nadu. The specimens have been deposited in ZSI-Kolkata. It has been published by Abu Muhsina Thunnisa, Javier Ignacio Arbea, Nallathambi Sumithra, Guru Pada Mandal and Raveendranathanpillai Sanil in the journal: *Zootaxa*, 5182(5): 448–464, 2022.

Genus: *Protaphorura* Absolon, 1901

***Protaphorura fimata* (Gisin, 1952)**

The species *Protaphorura fimata* probably subcosmopolitan, has been reported for the first time from India based on a collection made from the Nilgiris, Kodappamund (11°25'N and 76°43'E), Tamil Nadu. The specimens have been deposited in ZSI-Kolkata. It has been published by Abu Muhsina Thunnisa, Javier Ignacio Arbea, Nallathambi Sumithra, Guru Pada Mandal and Raveendranathanpillai Sanil in the journal: *Zootaxa*, 5182(5): 448–464, 2022.



This year a total of 14 species of crustacea have been recorded for the first time from India: Andaman and Nicobar Islands (1), Andhra Pradesh (2), Daman and Diu (1), Goa (1), Gujarat (2), Karnataka (3), Lakshadweep (4), Maharashtra (1), Odisha (1), Puducherry (1) and Tamil Nadu (1).

Phylum: ARTHROPODA
Class: COPEPODA
Order: CALANOIDA
Family: TORTANIDAE
Genus: *Tortanus* Giesbrecht in Giesbrecht & Schmeil, 1898

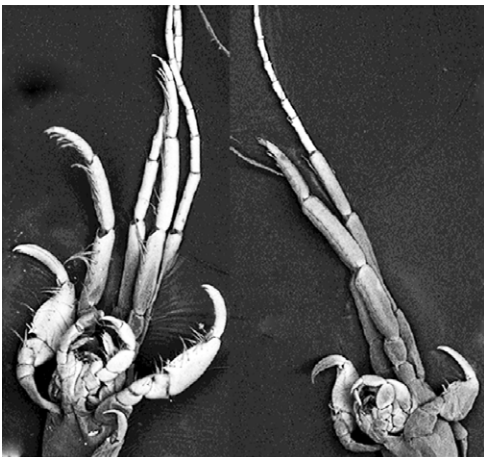
***Tortanus (Atortus) murrayi* Scott A., 1909**

The species *Tortanus (Atortus) murrayi*, has been reported for the first time from India based on a collection made from South Andaman, Northeast Indian Ocean. The specimens have been deposited in ZSI-MBRC. It has been published by I. Anandavelu, R. Jayabarathi and G. Padmavati in the journal: *Thalassas: An International Journal of Marine Sciences*, 38: 123-131, 2022.

Class: MALACOSTRACA
Order: AMPHIPODA
Family: CAPRELLIDAE
Genus: *Caprella* Lamarck, 1801

***Caprella danilevskii* Czerniavski, 1868**

The species *Caprella danilevskii* earlier known from Black sea, has been reported for the first time from India based on a collection made from Veraval rocky intertidal zone (20°55'1.48"N and 70°20'29.61"E), Gujarat. The specimens have been deposited in the museum of CSIR-National Institute of Oceanography, Regional Centre, Mumbai. It has been published by S Gaikwad and S Sautya in the journal: *Indian Journal of Geo Marine Sciences*, 51(01): 33-34, 2022.



Caprella danilevskii Czerniavski, 1868

Order: DECAPODA
Family: CHIROSTYLIDAE
Genus: *Allomunida* Baba, 1988

***Allomunida magnicheles* Baba, 1988**

The species *Allomunida magnicheles* earlier known from Sulu Sea and Tañon Strait, the Philippines, has been reported for the first time from India based on a collection made from Bay of Bengal, off Puducherry. The specimens have been deposited in CMLRE. It has been published by Shivam Tiwari, Vinay P. Padate, Sherine Sonia Cubelio and Masayuki Osawa in the journal: *Research Square*, DOI: <https://doi.org/10.21203/rs.3.rs-2045674/v1>, 2022.



Allomunida magnicheles Baba, 1988

Family: GALATHEIDAE
Genus: *Allogalathea* Baba 1969

***Allogalathea babai* Cabezas et al. 2011**

The species *Allogalathea babai* earlier known from Indo-Pacific from western Australia to Indonesia, Philippines, Japan, New Caledonia, South China Sea, Guam, Mariana Islands, Chesterfield and Loyalty Islands, has been reported for the first time from India based on a collection made from Kiltan Island, Lakshadweep (11°28.538'N and 72°59.821'E). The specimens have been deposited in the National Zoological Collections of the Crustacea Division, Zoological Survey of India, Kolkata. It has been published by S. Prakash and N. Marimuthu in the journal: *Thalassas: An International Journal of Marine Sciences*, <https://doi.org/10.1007/s41208-022-00434-4>, 2022.



Allogalathea babai Cabezas et al. 2011

Family: GRAPSIDAE
Genus: *Metopograpsus* H. Milne-Edwards, 1853

***Metopograpsus cannicci* Innocenti, Schubart & Fratini, 2020**

The species *Metopograpsus cannicci* earlier known from East Africa, Red Sea, and Seychelles, has been reported for the first time from India based on a collection made from Fudam Bird Sanctuary, Diu district (20.717°N and 70.960°E) Daman and Diu Union Territory; different localities of Maharashtra; Talpan River, Canacona, South Goa district (14.989°N and 74.047°E), Goa; Kali River, Sunkeri, Uttara Kannada district (14.843°N and 74.154°E) and Belekeri River, Hattikeri, Uttara Kannada district (14.720°N and 74.291°E), Karnataka and Manakudy, Kanyakumari district (8.092°N and 77.484°E), Tamil Nadu. The specimens have been deposited in ZSI-WRC. It has been published by S.K. Pati, P.S. Sujila and Peter K.L. NG in the journal: *Zootaxa*, 5094(4): 501-552, 2022.

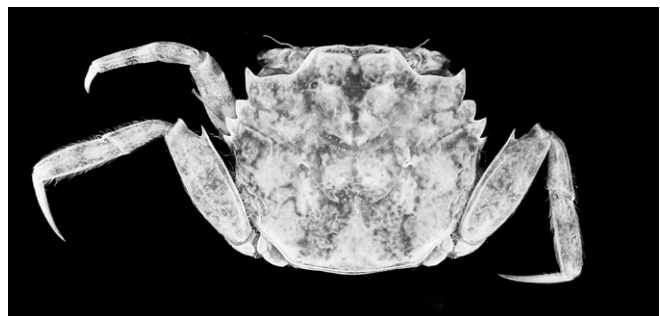


Metopograpsus cannicci Innocenti, Schubart & Fratini, 2020

Family: MACROPHTHALMIDAE
Genus: *Ilyograpsus* Barnard, 1955

***Ilyograpsus paludicola* (Rathbun, 1909)**

The species *Ilyograpsus paludicola* earlier known from Australia, Indonesia, Malaysia, New Caledonia, Pakistan, Singapore, Thailand, and Vietnam, has been reported for the first time from India based on a collection made from unkeri, near Karwar, Uttara Kannada district (14.839°N and 74.149°E), Karnataka. The specimens have been deposited in ZSI-WRC. It has been published by S.K. Pati, P.S. Sujila and Peter K.L. NG in the journal: *Zootaxa*, 5094(4): 501-552, 2022.



Ilyograpsus paludicola (Rathbun, 1909)

Family: MUNIDOPSIDAE

Genus: *Shinkaia* Baba & Williams, 1998

***Shinkaia crosnieri* Baba & Williams 1998**

The species *Shinkaia crosnieri* earlier known from Western Pacific, has been reported for the first time from India based on a collection made from Krishna-Godavari Basin, western Bay of Bengal, of Machilipatnam (15.72°N and 82.07°E, 1754.5 m). The specimens have been deposited in the National Repository for Marine Flora and Fauna at CSIR-National Institute of Oceanography, Dona Paula, Goa, India. It has been published by Maria-Judith Gonsalves, Shivam Tiwari, Vinay P. Padate, Jignesh N. Trivedi, V. Deepak Samuel and C. Viswanathan in the journal: *Thalassas: An International Journal of Marine Sciences*, <https://doi.org/10.1007/s41208-022-00467-9>, 2022.



Shinkaia crosnieri Baba & Williams 1998

Family: PALAEMONIDAE

Genus: *Laomenes* A.H. Clark, 1919

***Laomenes nudirostris* (Bruce, 1968)**

The species *Laomenes nudirostris* earlier known from Australia, New Caledonia, Japan and Indonesia, has been reported for the first time from India based on a collection made from Agatti Island (10°49.552'N and 72°10.996'E), Lakshadweep. The specimens have been deposited in the National Zoological Collections of the Crustacea Division, Zoological Survey of India, Kolkata. It has been published by S. Prakash and N. Marimuthu in the journal: *Thalassas: An International Journal of Marine Sciences*, <https://doi.org/10.1007/s41208-022-00434-4>, 2022.



Laomenes nudirostris (Bruce, 1968)

Genus: *Periclimenes* O.G. Costa 1844

***Periclimenes affinis* (Zehrtner, 1894)**

The species *Periclimenes affinis* earlier known from Indo-Pacific including the closest locality Maldives, has been reported for the first time from India based on a collection made from Kadamat Island, Lakshadweep (11°08.627' N 72°43.691' E). The specimens have been deposited in the National Zoological Collections of the Crustacea Division, Zoological Survey of India, Kolkata. It has been published by S. Prakash and N. Marimuthu in the journal: *Thalassas: An International Journal of Marine Sciences*, <https://doi.org/10.1007/s41208-022-00434-4>, 2022.



Periclimenes affinis (Zehrtner, 1894)

Family: PORCELLANIDAE

Genus: *Aliaporcellana* Nakasone & Miyake, 1969

Aliaporcellana pygmaea (de Man 1902)

The species *Aliaporcellana pygmaea* earlier known from Indo-Pacific region: Seychelles, Madagascar Thailand, HJava Sea, Moluccas, New Caledonia, Loyalty Islands, Taiwan including Red Sea, Gulf of Aden and Persian Gulf, has been reported for the first time from India based on a collection made from Kadamat Island, Lakshadweep (11°08.627' N 72°43.691' E). The specimens have been deposited in the National Zoological Collections of the Crustacea Division, Zoological Survey of India, Kolkata. It has been published by S. Prakash and N. Marimuthu in the journal: *Thalassas: An International Journal of Marine Sciences*, <https://doi.org/10.1007/s41208-022-00434-4>, 2022.



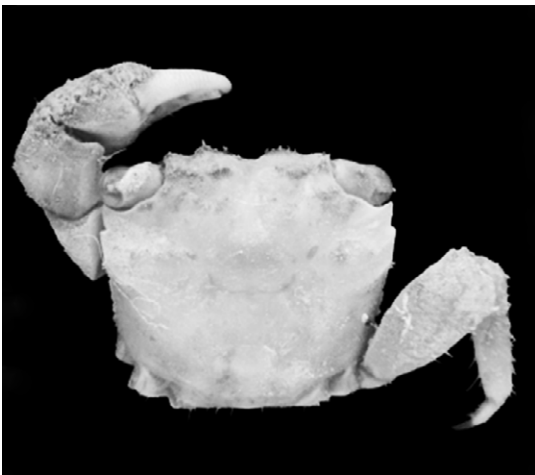
Aliaporcellana pygmaea (de Man 1902)

Family: SESARMIDAE

Genus: *Nanosesarma* Tweedie, 1950

Nanosesarma sarii Naderloo & Türkay, 2009

The species *Nanosesarma sarii* earlier known from Persian Gulf, Gulf of Oman, and Pakistan, has been reported for the first time from India based on a collection made from Shivrajpur (21°19'55" N 68°57'02" E), Gujarat. The specimens have been deposited in LFSC-ZRC. It has been published by Vinay P. Padate, Krupal J Patel, Chandrashekher U. Rivonker and Jigneshkumar N. Trivedi in the journal: *Nauplius*: 30: e2022031, DOI 10.1590/2358-2936e2022031, 2022.



Nanosesarma sarii Naderloo & Türkay, 2009

Family: VARUNIDAE

Genus: *Varuna* H. Milne Edwards in Bory de Saint Vincent (ed.), 1830

Varuna yui Hwang & Takeda, 1986

The species *Varuna yui* earlier known from eastern Indian Ocean and the western Pacific Ocean, has been reported for the first time from India based on a collection made from pond near bank of Narmada River, ca. 3 km east of Bharuch, Bharuch district (21.708°N and 73.021°E), Gujarat; different localities of Maharashtra; Panjim, North Goa district (15.483°N and 73.806°E); Canacona, South Goa district (14.988°N and 74.050°E), Goa and different localities of Uttara Kannada district and Udupi district, Karnataka . The specimens have been deposited in ZSI-WRC. It has been published by S.K. Pati, P.S. Sujila and Peter K.L. NG in the journal: *Zootaxa*, 5094(4): 501-552, 2022.



Varuna yui Hwang & Takeda, 1986

Order: ISOPODA
Family: CYMOTHOIDAE
Genus: *Nerocila* Leach, 1818

***Nerocila kistra* Bowman & Tareen, 1983**

The species *Nerocila kistra* earlier known from Persian Gulf, has been reported for the first time from India based on a collection made from of Kumbhabhishekam fishing harbour, Kakinada (16°58'58.48"N and 82°16'51.61"E), East Godavari district, Andhra Pradesh. The specimens have been deposited in Estuarine Biology Regional Centre, Zoological Survey of India. It has been published Sanmitra Roy, Sandeep Kumar Mohapatra, Santanu Mitra, Jaya Kishor Seth, Basudev Tripathy and Anil Mohapatra in the journal: *Natl. Acad. Sci. Lett*, <https://doi.org/10.1007/s40009-022-01154-2>, 2022.



Nerocila kistra Bowman & Tareen, 1983

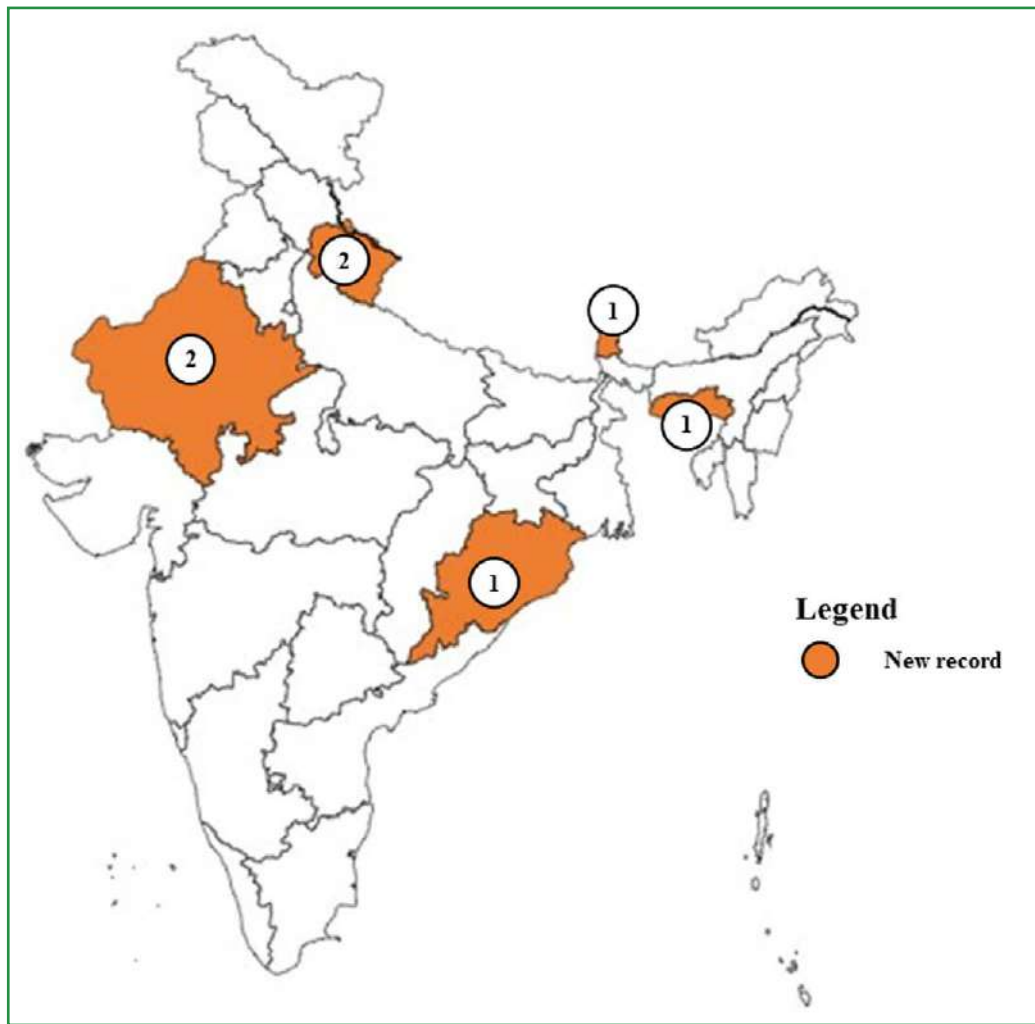
***Nerocila orbigny* (Guérin-Méneville, 1832)**

The species *Nerocila orbigny* earlier known from Mediterranean Sea, the East and West Atlantic Oceans, South-East and South-West Indian Ocean, has been reported for the first time from India based on a collection made from of Satpara (19°40'10"N and 85°26'14.33"E) and Langaleshwar (19°39' 48"N and 85°09'51"E), Chilika Lake, Odisha. The specimens have been deposited in Estuarine Biology Regional Centre, Zoological Survey of India. It has been published Sandeep Kumar Mohapatra, Smrutirekha Acharya, Sameer Sura, Swarup Ranjan Mohanty, Rajesh Kumar Behera, Jaya Kishor Seth, Basudev Tripathy and Anil Mohapatra in the journal: *J Parasit Dis*, <https://doi.org/10.1007/s12639-022-01469-3>, 2022.



Nerocila orbigny (Guérin-Méneville, 1832)

ARACHNIDA



A total of seven species of arachnida have been recorded for the first time from India this year: Meghalaya (1), Odisha (1), Rajasthan (2) Sikkim (1) and Uttarakhand (2).

Phylum: ARTHROPODA
Class: ARACHNIDA
Order: ARANEAE
Family: AGELENIDAE
Genus: *Tamgrinia* Lehtinen, 1967

***Tamgrinia palpator* Hu & Li, 1987**

The species *Tamgrinia palpator* earlier known from China, has been reported for the first time from India based on a collection made from Nanda Devi Biosphere Reserve, Lata, Chamoli district, Uttarakhand. The specimens have been deposited in WILD. It has been published by Shazia Quasin, Irina Das Sarkar, Manju Siliwal and Virendra P. Uniyal in the journal: *Munis Entomology & Zoology*, 17: 1761-1767, 2022.



Tamgrinia palpator Hu & Li, 1987

Family: LYCOSIDAE
Genus: *Pardosa* C. L. Koch, 1847

***Pardosa parathompsoni* Wang & Zhang, 2014**

The species *Pardosa parathompsoni* earlier known from China, has been reported for the first time from India based on a collection made from Odisha. The specimens have been deposited in the National Zoological Collection of Zoological Survey of India, Kolkata. It has been published by Priya Prasad, Goutam Kumar Saha, Vikas Kumar and Kaomud Tyagi in the journal: *Munis Entomology & Zoology*, 17: 1590-1595, 2022.



Pardosa parathompsoni Wang & Zhang, 2014

Family: SALTICIDAE
Genus: *Dexippus* Thorell, 1891

***Dexippus pengi* Wang & Li, 2020**

The species *Dexippus pengi* earlier known from China, has been reported for the first time from India based on a collection made from West Jaintiya Hills, Jowai (25°27'32.44"N and 92°12'47.32"E, 1376 m), Pelga falls, Tura, Rongdokgre village, West Garo Hills (25°32'56.02"N and 90°9'15.15"E, 159 m) and Eman Asakgre, South Garo Hills (25°20'22.96"N and 90°30'44.36"E, 213 m), Meghalaya. The specimens have been deposited in BNHS. It has been published by Gautam Kadam, Ambalaparambil Vasu Sudhikumar and Rishikesh Tripathi in the journal: *PECKHAMIA*, 266.1, 2022.



Dexippus pengi Wang & Li, 2020

Genus: *Pancorius* Simon, 1902

***Pancorius changricus* Żabka, 1990**

The species *Pancorius changricus* earlier known from Bhutan, has been reported for the first time from India based on a collection made from Labdang (27.390N and 88.286E), Sikkim. The specimen has been deposited in the Department of Zoology, Sikkim University. It has been published by Anushka Gurung, Alta Hang Subba Limboo, Bhoj Kumar Acharya and Dhruv A. Prajapati in the journal: *Journal of Threatened Taxa*, 14(4): 20939-20942, 2022.



Pancorius changricus Żabka, 1990

Genus: *Plexippus* C. L. Koch, 1846

***Plexippus minor* Wesolowska & van Harten, 2010**

The species *Plexippus minor* earlier known from United Arab Emirates, has been reported for the first time from India based on a collection made from Desert National Park Wildlife Sanctuary, Chauhani area (26°42'0.504"N and 70°38'10.716"E, 235 m), Jaisalmer district, Rajasthan. The specimens have been deposited in NRC. It has been published by Rishikesh Tripathi, Arnaud Henrard, Ashish Kumar Jangid, Sutirtha Dutta and Ambalaparambil Vasu Sudhikumar in the journal: *Arachnology*, 19(1), 66-71, 2022.



Plexippus minor Wesolowska & van Harten, 2010

Family: THERIDIIDAE

Genus: *Steatoda* Sundevall, 1833

Steatoda albomaculata (De Geer 1778)

The species *Steatoda albomaculata* earlier known from Afghanistan, Albania, Algeria, Andorra, Austria, Azerbaijan, Balearic Islands, Belgium, Bulgaria, Central Asia, China, Crete, Croatia, Cyprus, Denmark, England, Finland, Georgia, Japan, North Africa, South America has been reported for the first time from India based on a collection made from Sudasari area (26°40'7.392"N and 70°36'31.248"E, 219 m), Desert National Park Wildlife Sanctuary, Jaisalmer district, Rajasthan. The specimens have been deposited in NRC-AA. It has been published by Rishikesh Tripathi, Ashish Kumar Jangid, Ambalaparambil Vasu Sudhikumar, Manju Siliwal and Sutirtha Dutta in the journal: *J. Bombay Nat. Hist. Soc.*, 119(3): Sept-Dec, 2022.



Steatoda albomaculata (De Geer 1778)

Family: TITANOECIDAE

Genus: *Titanoeca* Thorell, 1870

Titanoeca asimilis Song & Zhu, 1985

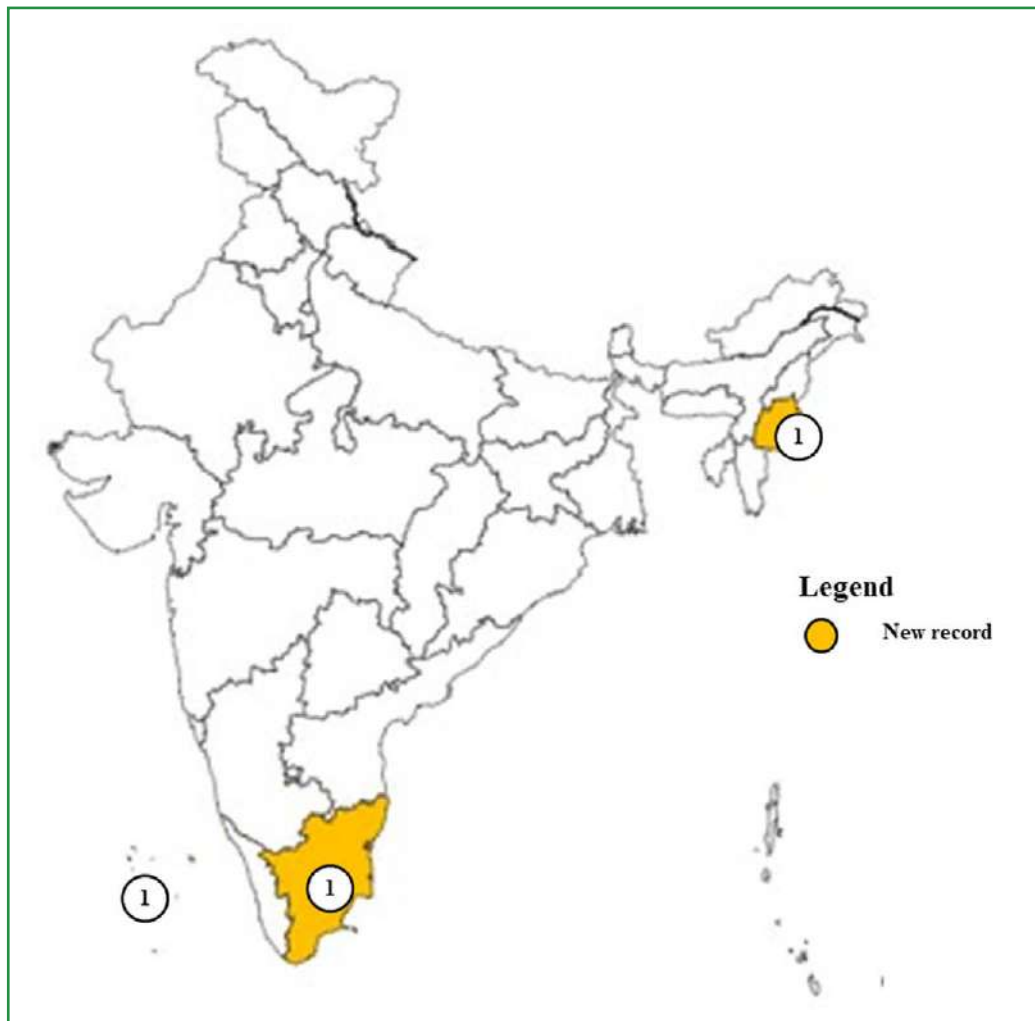
The species *Titanoeca asimilis* earlier known from Russia (South Siberia), Kazakhstan, Mongolia and China, has been reported for the first time from India based on a collection made from Nanda Devi Biosphere Reserve, Malari Reserve Forest (N30°41'05.7" and E079°53'41.1", 3275 m and 30°41'07.4" and E079°53'44.7", 3386 m), Uttarakhand. The specimens have been deposited in WILD. It has been published by Shazia Quasin, Irina Das Sarkar, Manju Siliwal and Virendra P. Uniyal in the journal: *Munis Entomology & Zoology*, 17: 1761-1767, 2022.



Titanoeca asimilis Song & Zhu, 1985

Titanoeca asimilis Song & Zhu, 1985

ANNELIDA



A total of three species of annelida have been recorded for the first time from India, one each from Lakshadweep, Manipur and Tamil Nadu.

Phylum: ANNELIDA
Class: CLITELLATA
Order: OPISTHOPORA
Family: MEGASCOLECIDAE
Genus: *Pheretima* Kinberg, 1867

***Pheretima vungtauensis* Nguyen TT, Nguyen NQ & Nguyen AD, 2018**

The species *Pheretima vungtauensis* earlier known from Vietnam, has been reported for the first time from India based on a collection made from Yangoupokpi-Lokchao Wildlife Sanctuary, Lamdeng Makhaleikai forest range, residential and forest area of Churachandpur, Manipur. The specimens have been deposited in the collection of the Earthworm Biology Laboratory, Department of Zoology, Dr. Harisingh Gour Vishwavidyalaya (A Central University), Sagar, Madhya Pradesh, India. It has been published by Nalini Tiwari, Samuel W. James and Shweta Yadav in the journal: *Biologia*, <https://doi.org/10.1007/s11756-022-01074-y>, 2022.



Pheretima vungtauensis Nguyen TT, Nguyen NQ & Nguyen AD, 2018

Class: POLYCHAETA
Order: PHYLLODOCIDA
Family: POLYNOIDAE
Genus: *Paradyte* Pettibone, 1969

***Paradyte crinoidicola* Potts, 1910**

The species *Paradyte crinoidicola* earlier known from Maldives Islands, Red Sea, of the coast of South Africa, South China Sea, of the coast of Japan, of the Marshall Islands, Solomon Islands and of the coast of Australia, has been reported for the first time from India based on a collection made from Kadmat Island (11.140°N and 72.458°E), Amini Island (11.131°N and 72.717°E), Kavaratti Island (10.867°N and 72.167°E), Agatti Island (10.860°N and 72.202°E), Suheli Island (10.4°N and 72.175°E), Lakshadweep. The specimens have been deposited in MTRLDST. It has been published by Mariyambi P.C., Idreesbabu K.K, Temir A. Britayev and Sureshkumar S in the journal: *Thalassas: An International Journal of Marine Sciences*, <https://doi.org/10.1007/s41208-021-00393-2>, 2022.



Paradyte crinoidicola Potts, 1910


Order: SABELLIDA

Family: SABELLIDAE

Genus: *Notaulax* Tauber, 1879

***Notaulax pyrrhogaster* (Grube, 1878)**

The species *Notaulax pyrrhogaster* earlier known from Philippines and Indonesia, has been reported for the first time from India based on a collection made from Vaan Island, Gulf of Mannar (8.841135537679804N and 78.2219779167134 E), Tuticorin district, Tamil Nadu. The specimens have been deposited in ZSI-MARC. It has been published by Bharathidasan Veeraiyan, María Ana Tovar-Hernández, Partha Sarathy Palanivel, Selvaraj Palanisamy and Murugesan Perumal in the journal: *JOURNAL OF NATURAL HISTORY*, 56(33–36): 1365–1381, 2022.



Notaulax pyrrhogaster (Grube, 1878)

4.12

NEMATODA



This year one species of nematoda has been recorded for the first time from Karnataka, India.

Phylum: NEMATODA
Class: ENOPLEA
Order: DORYLAIMIDA
Family: MYDONOMIDAE
Genus: *Dorylaimoides* Thorne & Swanger, 1935

***Dorylaimoides teres* Thorne & Swanger, 1936**

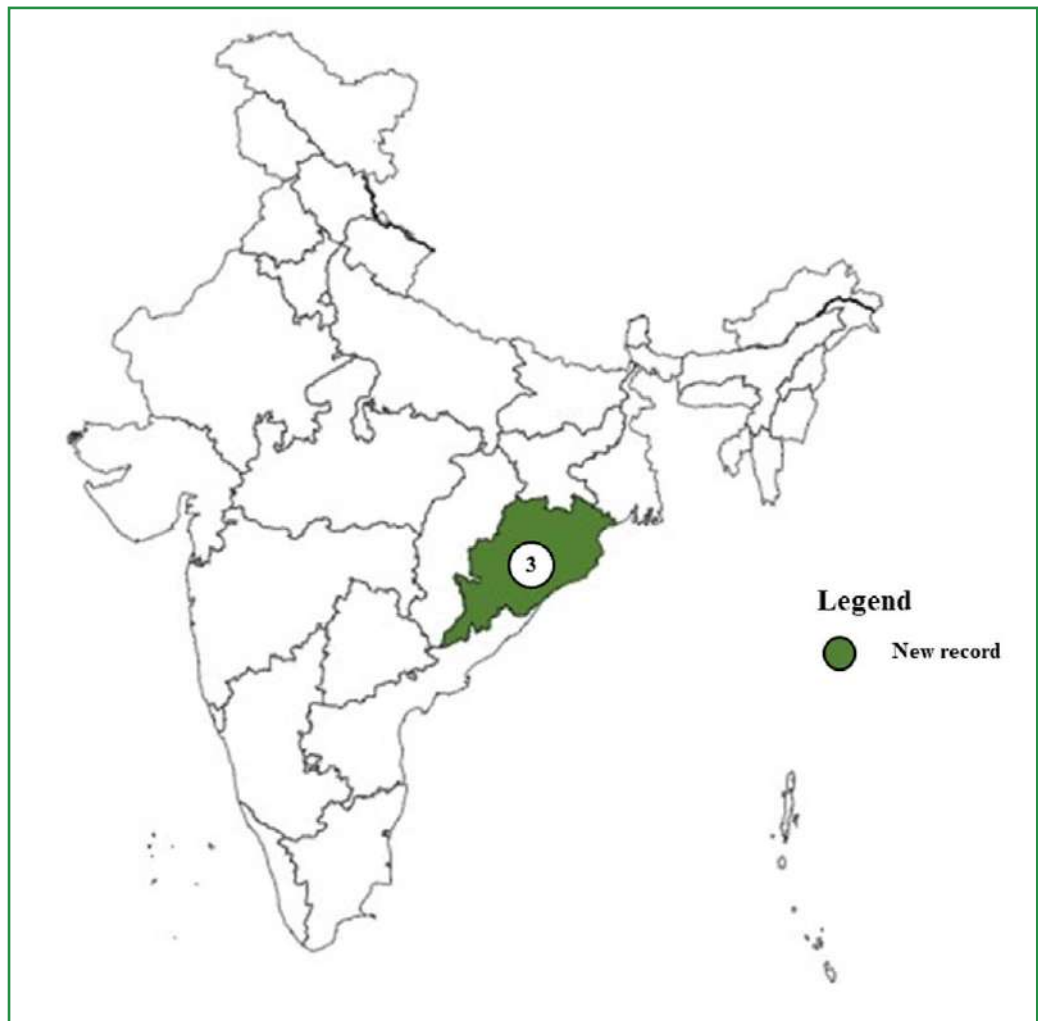
The species *Dorylaimoides teres* earlier known from USA and Switzerland, has been reported for the first time from India based on a collection made from Thirtha (14.123389°N and 75.056611°E), Shivamoga district, Karnataka. The specimens have been deposited in the Nematode Biodiversity Research Lab, Department of Zoology, Aligarh Muslim University, Aligarh, India. It has been published by Md Niraul Islam and Wasim Ahmad in the journal: *JOURNAL OF NATURAL HISTORY*, 56(5-8): 311–347, 2022.



Dorylaimoides teres Thorne & Swanger, 1936

4.13

PLATYHELMINTHES



This year a total of three species of platyhelminthes have been recorded for the first time from India, all reported from Odisha.

Phylum: PLATYHELMINTHES
Class: TREMATODA
Order: PLAGIORCHIIDA
Family: HEMIURIDAE
Genus: *Lecithochirium* Lühe, 1901

***Lecithochirium genypteri* Manter, 1954**

The species *Lecithochirium genypteri* earlier known from Central New Zealand, South America, South Western Atlantic and Southern Indian Ocean has been reported for the first time from India based on a collection made from Barkul in Chilika Lagoon, Khordah district, Odisha. The specimens have been deposited in the Zoological Survey of India, Kolkata. It has been published by A Ghosh and A N Rizvi in the journal: *Indian Journal of Geo Marine Sciences*, 51(07): 633-640, 2022.



Lecithochirium genypteri
Manter, 1954

Family: HAPLOPORIDAE
Genus: *Saccocoelioides* Szidat, 1954

***Saccocoelioides octavus* Szidat, 1970**

The species *Saccocoelioides octavus* earlier known from South America, has been reported for the first time from India based on a collection made from Barkul in Chilika Lagoon, Khordah district, Odisha. The specimens have been deposited in the Zoological Survey of India, Kolkata. It has been published by A Ghosh and A N Rizvi in the journal: *Indian Journal of Geo Marine Sciences*, 51(07): 633-640, 2022.



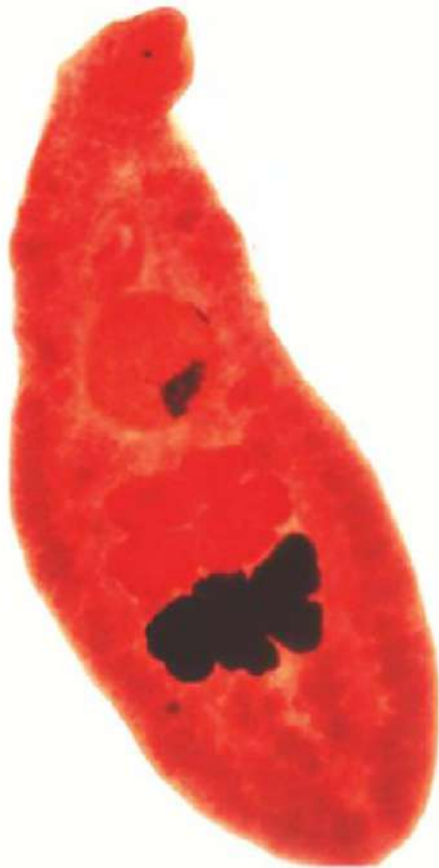
Saccocoelioides octavus Szidat, 1970

Family: OPECOELIDAE

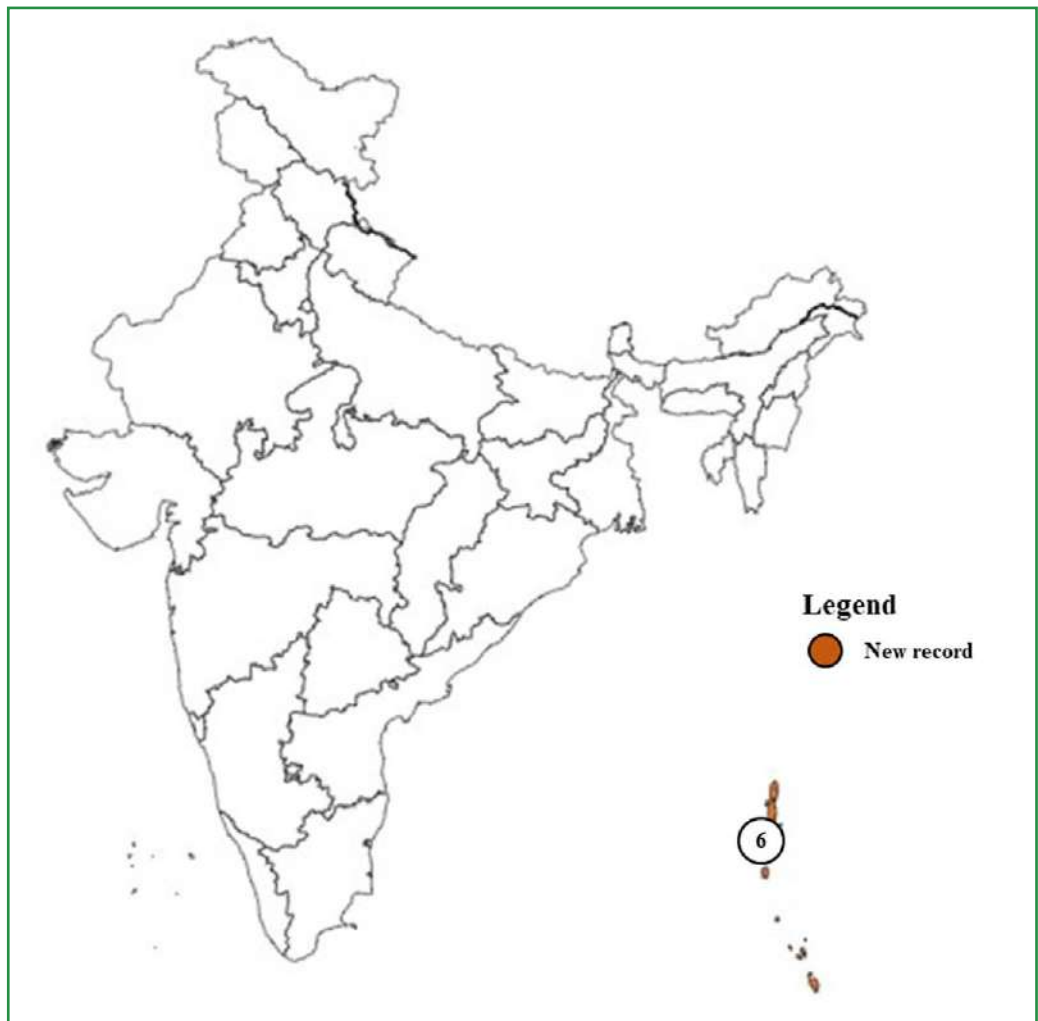
Genus: *Opegaster* Ozaki, 1928

***Opegaster plotosi* Yamaguti, 1940**

The species *Opegaster plotosi* earlier known from Japan, has been reported for the first time from India based on a collection made from Balugaon in Chilika Lagoon, Ganjam district, Odisha. The specimens have been deposited in the Zoological Survey of India, Kolkata. It has been published by A Ghosh and A N Rizvi in the journal: *Indian Journal of Geo Marine Sciences*, 51(07): 633-640, 2022.



Opegaster plotosi Yamaguti, 1940

CNIDARIA

This year a total of six species of cnidaria have been recorded for the first time from India, all from Andaman and Nicobar Islands.

Phylum: CNIDARIA
Class: ANTHOZOA
Order: SCLERACTINIA
Family: ANTHEMIPHYLLIIDAE
Genus: *Anthemiphyllia* Pourtalès, 1878

***Anthemiphyllia dentata* (Alcock, 1902)**

The species *Anthemiphyllia dentata* earlier known from Myanmar, Maldives, Australia, Sulu & Banda Seas, and Off Japan, New Zealand, Philippines, Indonesia, Malaysia, South China Sea, Hawaii Islands, Vanuatu, Wallis and Futuna and Vietnam, has been reported for the first time from India based on a collection made from Off Car Nicobar Island (09°19.090'N and 92°37.507'E), Andaman and Nicobar Islands. The specimen has been deposited in the National Zoological Collections of Zoological Survey of India, Port Blair. It has been published by Tamal Mondal and C. Raghunathan in the journal: *Natl. Acad. Sci. Lett.*, <https://doi.org/10.1007/s40009-022-01143-5>, 2022.

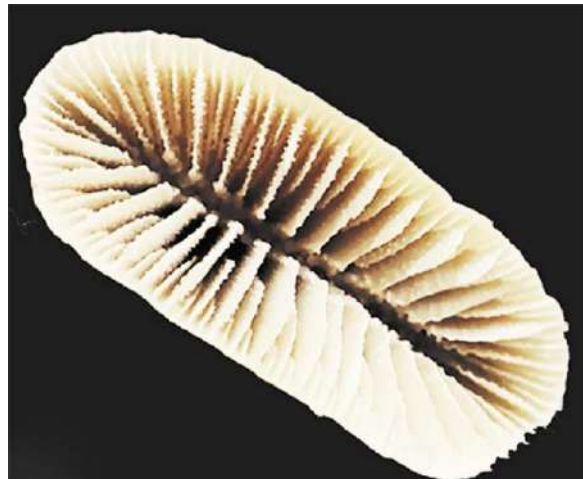


Anthemiphyllia dentata (Alcock, 1902)

Family: FLABELLIIDAE
Genus: *Truncatoflabellum* (Cairns, 1989)

***Truncatoflabellum aculeatum* (Milne Edwards & Haime 1848)**

The species *Truncatoflabellum aculeatum* earlier known from South China Sea, Japan, Singapore, Philippines, Indonesia and Australia, has been reported for the first time from India based on a collection made from Interview Island, North and Middle Andaman (12°50.50'N and 92°42.15'E, 12 m). The specimen has been deposited in National Zoological Collections in Zoological Survey of India, Port Blair. It has been published by Tamal Mondal and Chelladurai Raghunathan in the journal: *Thalassas: An International Journal of Marine Sciences*, <https://doi.org/10.1007/s41208-022-00446-0>, 2022.



Truncatoflabellum aculeatum (Milne Edwards & Haime 1848)

***Truncatoflabellum crassum* (Milne Edwards & Haime 1848)**

The species *Truncatoflabellum crassum* earlier known from Philippines, Japan, Gulf of Aden and the Persian Gulf, has been reported for the first time from India based on a collection made from Point Island, North and Middle Andaman (13°24.09'N and 92°49.01'E, 35 m). The specimen has been deposited in National Zoological Collections in Zoological Survey of India, Port Blair. It has been published by Tamal Mondal and Chelladurai Raghunathan in the journal: *Thalassas: An International Journal of Marine Sciences*, <https://doi.org/10.1007/s41208-022-00446-0>, 2022.



Truncatoflabellum crassum (Milne Edwards & Haime 1848)

***Truncatoflabellum incrustatum* (Cairns 1989)**

The species *Truncatoflabellum incrustatum* earlier known from Philippines, South China Sea, Indonesia and Japan, has been reported for the first time from India based on a collection made from Point Island, North and Middle Andaman (13°24.09'N and 92°49.01'E, 32 m). The specimen has been deposited in National Zoological Collections in Zoological Survey of India, Port Blair. It has been published by Tamal Mondal and Chelladurai Raghunathan in the journal: *Thalassas: An International Journal of Marine Sciences*, <https://doi.org/10.1007/s41208-022-00446-0>, 2022.

***Truncatoflabellum irregulare* (Semper 1872)**

The species *Truncatoflabellum irregulare* earlier known from Philippines, Indonesia and Japan, has been reported for the first time from India based on a collection made from Interview Island, North and Middle Andaman (12°50.50'N and 92°42.15'E, 12 m). The specimen has been deposited in National Zoological Collections in Zoological Survey of India, Port Blair. It has been published by Tamal Mondal and Chelladurai Raghunathan in the journal: *Thalassas: An International Journal of Marine Sciences*, <https://doi.org/10.1007/s41208-022-00446-0>, 2022.



Truncatoflabellum irregulare
(Semper 1872)

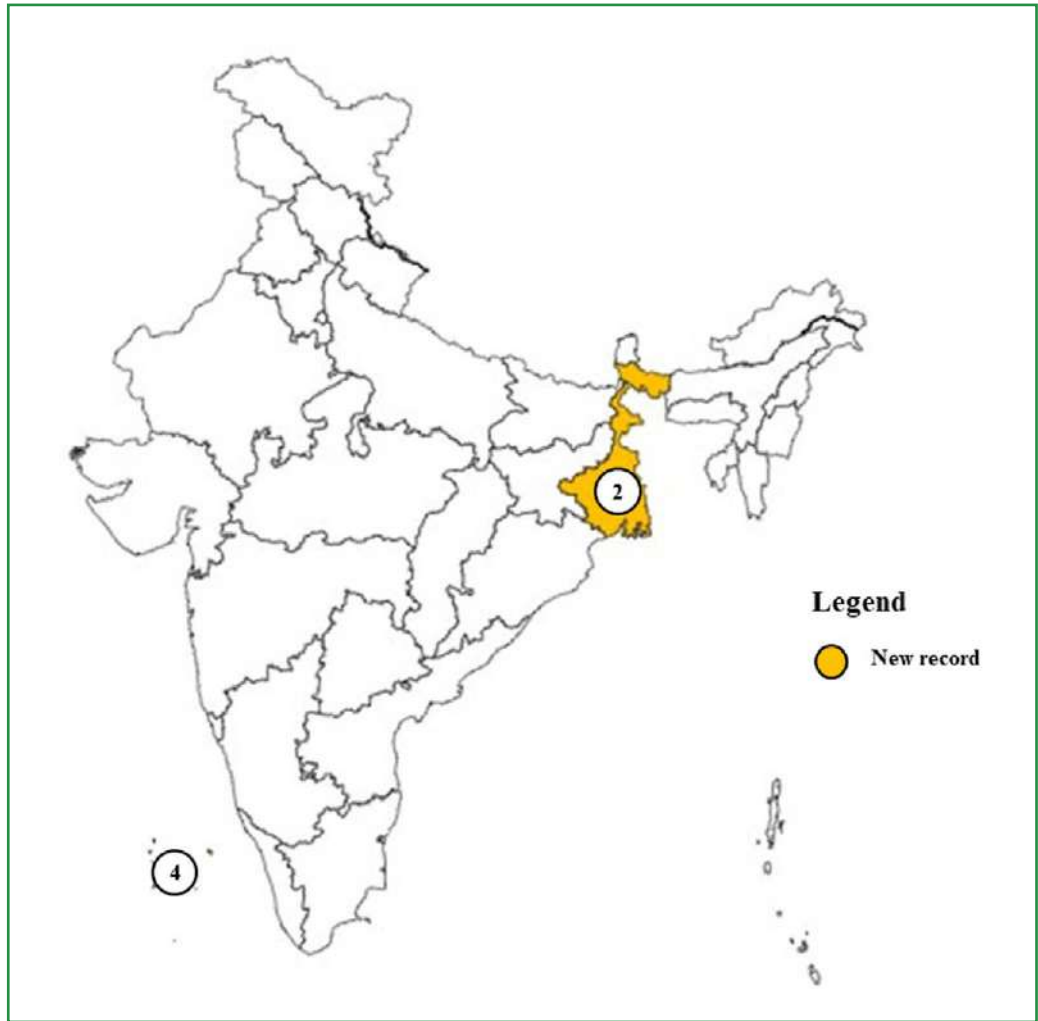
Class: HEXACORALLIA
Order: SCLERACTINIA
Family: CARYOPHYLLIIDAE
Genus: *Polycyathus* Duncan, 1876

Polycyathus chaishanensis
Lin, Kitahara, Tachikawa,
Keshavmurthy & Chen, 2012

The species *Polycyathus chaishanensis* earlier known from Taiwan, has been reported for the first time from India based on a collection made from Neil Island (11°50.792'N and 93°03.697'E), South Reef Island (12°46.104'N and 92°39.233'E) and Paget Island (12°25.264'N and 92°49.200'E), Andaman and Nicobar Islands. The specimens have been deposited in ZSI-ANRC. It has been published by T Mondal and C Raghunathan in the journal: *Vie et milieu - Life and environment*, 72(1-2): 17-22, 2022.



Polycyathus chaishanensis Lin, Kitahara, Tachikawa, Keshavmurthy & Chen, 2012

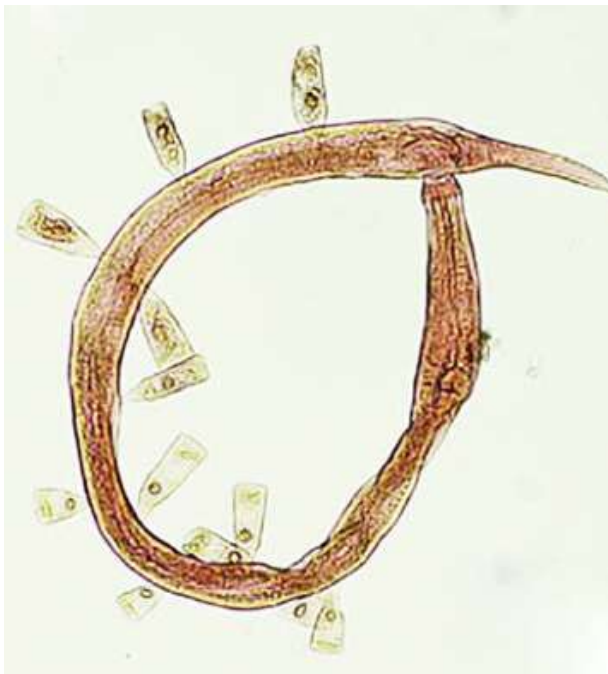
CHROMISTA

A total of nine species of chromista have been recorded for the first time from India: Lakshadweep (4), West Bengal (2) and Arabian Sea (3).

Phylum: CILIOPHORA
Class: KINETOFRAGMINOPHORA
Order: SUCTORIDA
Family: ACINETIDAE
Genus: *Acinetopsis* Robin, 1879

***Acinetopsis lynni* Baldrighi et al., 2020**

The species *Acinetopsis lynni* earlier known from Gulf of Naples, has been reported for the first time from India based on a collection made from 202 m depth of the Arabian Sea. It has been published by Tapas Chatterjee, Sabyasachi Sautya, Igor Dovgal and Santosh Gaikwad in the journal: *Zootaxa*, 5138(4): 492-500, 2022.



Acinetopsis lynni Baldrighi et al., 2020

Class: OLIGOHYMENOPHOREA
Order: MOBILIDA
Family: TRICHODINIDAE
Genus: *Trichodina* Ehrenberg, 1831

***Trichodina modesta* Lom, 1970**

The species *Trichodina modesta* earlier known from Eurasian region, has been reported for the first time from India based on a collection made from West Bengal. It has been published by Amlan Kumar Mitra in the journal: *Uttar Pradesh Journal of Zoology*, 43(4): 16-22, 2022.

Class: PHYLLOPHARYNGEA
Order: EXOGENIDA
Family: PARACINETIDAE
Genus: *Loricophrya* Matthes, 1956

***Loricophrya bosporica* Sergeeva & Dovgal, 2016**

The species *Loricophrya bosporica* earlier known from Black Sea, has been reported for the first time from India based on a collection made from 202 m depth of the Arabian Sea. It has been published by Tapas Chatterjee, Sabyasachi Sautya, Igor Dovgal and Santosh Gaikwad in the journal: *Zootaxa*, 5138(4): 492-500, 2022.



Loricophrya bosporica Sergeeva & Dovgal, 2016

Genus: *Paracineta* Collin, 1911

***Paracineta livadiana* (Mereschkowsky, 1881)**

The species *Paracineta livadiana* earlier known from Black Sea, USA and Mediterranean Sea has been reported for the first time from India based on a collection made from 202 m depth of the Arabian Sea. It has been published by Tapas Chatterjee, Sabyasachi Sautya, Igor Dovgal and Santosh Gaikwad in the journal: *Zootaxa*, 5138(4): 492-500, 2022.

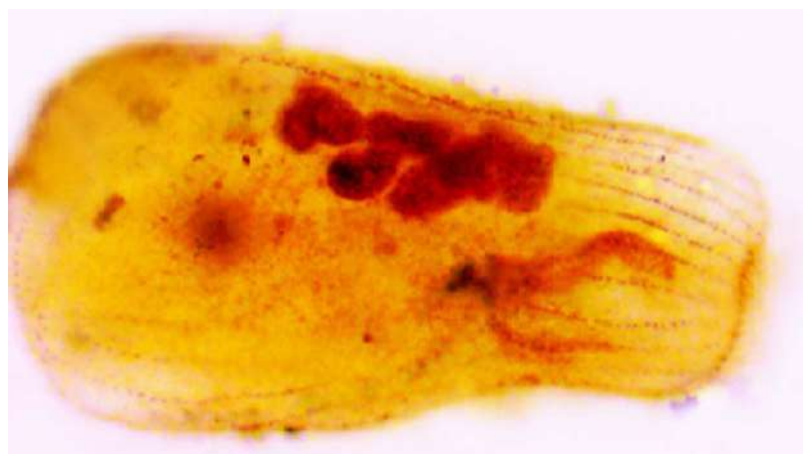


Paracineta livadiana (Mereschkowsky, 1881)

Class: SPIROTRICHEA
Order: SPORADOTRICHIDA
Family: OXYTRICHIDAE
Genus: *Condylostoma* Bory de St. Vincent, 1824

***Condylostoma curvum* Burkovsky, 1970**

The species *Condylostoma curvum* earlier known from Australia, Brazil, Slovakia and Venezuela, has been reported for the first time from India based on a collection made from Kavaratti Island (10°50'30.2"N and 72°11'09.1"E), Lakshadweep. The specimens have been deposited in the National Zoological Collections of the Zoological Survey of India, Kolkata. It has been published by Subhadeep Ghosh, Arnab Ghosh, Daizy Bharti and Santosh Kumar in the journal: *Rec. zool. Surv. India*, 122(3): 291–298, 2022.

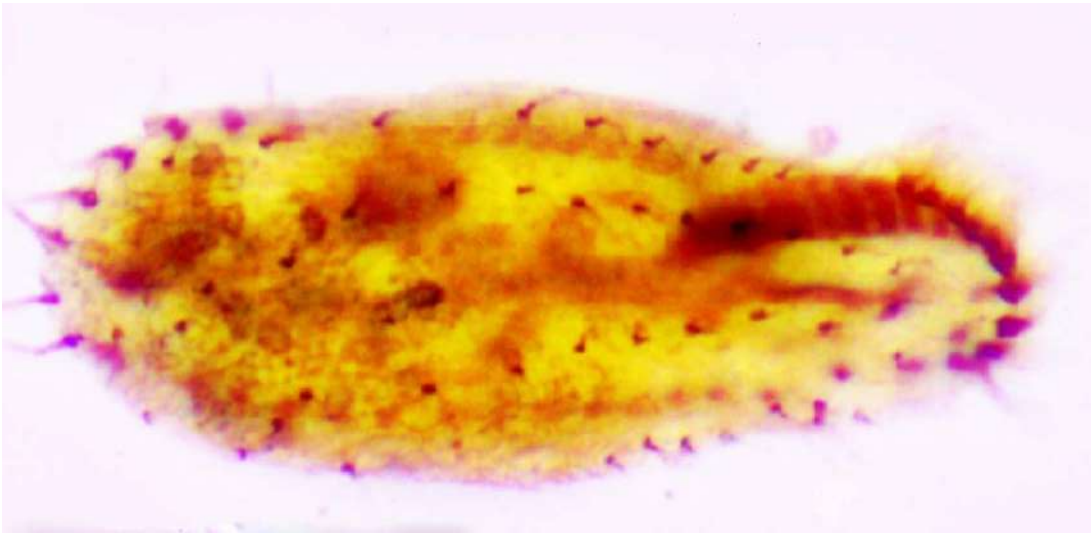


Condylostoma curvum Burkovsky, 1970

Genus: *Oxytricha* Bory de St. Vincent in Lamouroux, Bory de St. Vincent & Deslongchamps, 1824

***Oxytricha quadricirrata* Blatterer & Foissner, 1988**

The species *Oxytricha quadricirrata* earlier known from Australia, Brazil, Slovakia and Venezuela, has been reported for the first time from India based on a collection made from Minicoy Island (08°16'0.8"N and 73°02'38.6"E), Lakshadweep. The specimens have been deposited in the National Zoological Collections of the Zoological Survey of India, Kolkata. It has been published by Subhadeep Ghosh, Arnab Ghosh, Daizy Bharti and Santosh Kumar in the journal: *Rec. zool. Surv. India*, 122(3): 291–298, 2022.



Oxytricha quadricirrata Blatterer & Foissner, 1988

Genus: *Rigidohymena* (Dragesco & Njiné, 1971) Berger, 2011

***Rigidohymena quadrinucleata* (Dragesco & Njiné, 1971) Berger, 2011**

The species *Rigidohymena quadrinucleata* earlier known from Australia, Brazil, Slovakia and Venezuela, has been reported for the first time from India based on a collection made from Minicoy Island (8°16'13.6"N and 73°01'59.3"E), Lakshadweep. The specimens have been deposited in the National Zoological Collections of the Zoological Survey of India, Kolkata. It has been published by Subhadeep Ghosh, Arnab Ghosh, Daizy Bharti and Santosh Kumar in the journal: *Rec. zool. Surv. India*, 122(3): 291–298, 2022.



*Rigidohymena
quadrinucleata*
(Dragesco & Njiné,
1971) Berger, 2011

Genus: *Spirostomum* Ehrenberg, 1834

***Spirostomum caudatum* (Müller, 1786) Delphy, 1939**

The species *Spirostomum caudatum* earlier known from Australia, Brazil, Slovakia and Venezuela, has been reported for the first time from India based on a collection made from Kavaratti Island (10°33'16.5"N and 72°37'57"E) and Agatti Island (10°50'30.2"N and 72°11'09.1"E), Lakshadweep. The specimens have been deposited in the National Zoological Collections of the Zoological Survey of India, Kolkata. It has been published by Subhadeep Ghosh, Arnab Ghosh, Daizy Bharti and Santosh Kumar in the journal: *Rec. zool. Surv. India*, 122(3): 291–298, 2022.

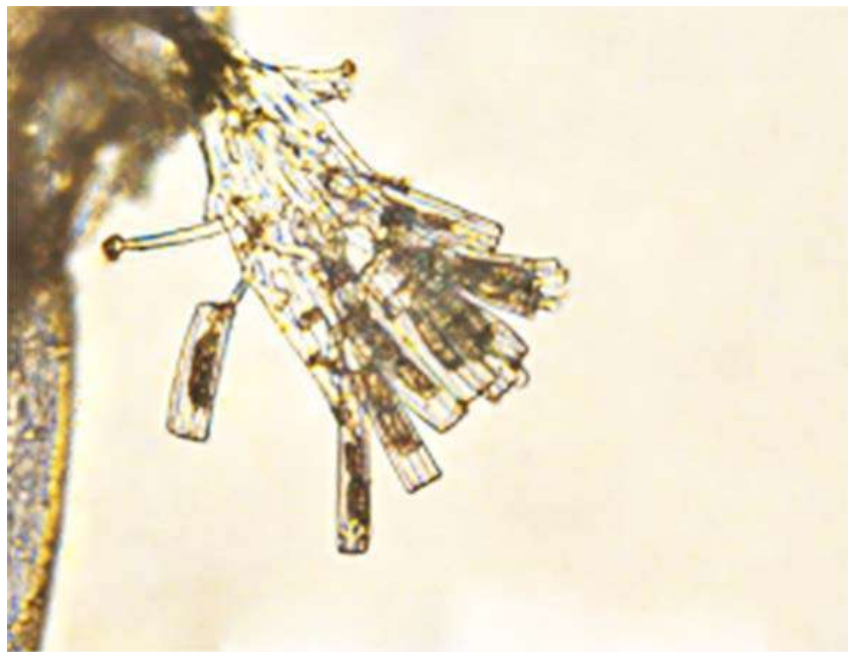


Spirostomum caudatum (Müller, 1786) Delphy, 1939

Phylum: BACILLARIOPHYTA
Class: BACILLARIOPHYCEAE
Order: PROTORAPHIDALES
Family: PROTORAPHIDACEAE
Genus: *Protoraphis* R. Simonsen, 1970

***Protoraphis hustediana* R. Simonsen, 1970**

The species *Protoraphis hustediana* earlier known from Brazil waters, has been reported for the first time from India based on a collection made from Thakuran River channel (21°39'18.0"N and 88°28'13.9"E), Sundarbans, West Bengal. It has been published by Aishee Bhowal, Alfisa Siddique Jasmine Purushothaman, Sanu V. Francis and Chelladurai Raghunathana in the journal: *MARINE BIOLOGY RESEARCH*, <https://doi.org/10.1080/17451000.2022.2119250>, 2022.



Protoraphis hustediana R. Simonsen, 1970

5

**SPECIES
INDEX**



1. *Aborichthys bajpaili* Singh & Kosygin
2. *Acanthoclita bengaluruensis* Reddy & Shashank
3. *Acanthonavis deflexa* Dubey
4. *Acentrogobius gracilis* (Bleeker 1875)
5. *Acentrogobius moloanus* (Herre 1927)
6. *Acinetopsis lynni* Baldrighi *et al.*, 2020
7. *Actinimenes koyas* Paramasivam *et al.*
8. *Aenictus kodungallurensis* Antony & Prasad
9. *Aenictus malakkaparensis* Antony & Prasad
10. *Afraflacilla kurichadensis* Sudhin, Nafin & Sudhikumar
11. *Afraflacilla miajlarensis* Tripathi *et al.*
12. *Agrilus keralensis* Seena, Ananad & Vardhanan
13. *Agrilus palakkadensis* Seena, Ananad & Vardhanan
14. *Agrilus sahyadriensis* Seena, Ananad & Vardhanan
15. *Agrilus silentvalleyensis* Seena, Ananad & Vardhanan
16. *Alaptus deodus* Anwar & Zeya
17. *Alaptus iceryae* Riley, 1889
18. *Alaptus spicatus* Anwar & Zeya
19. *Alaptus terebrans* Kryger, 1950
20. *Alaptus wandoorensis* Anwar & Zeya
21. *Aliaporcellana pygmaea* (de Man 1902)
22. *Allogalatea babai* Cabezas *et al.* 2011
23. *Allomunida magnicheles* Baba, 1988
24. *Amblyceps hmolaii* Singh, Lalronunga & Ramliana
25. *Amblyceps motumensis* Abujam *et al.*
26. *Amblyseiulella cancellatus* Kar & Karmakar
27. *Amblyseiulella gangtokiensis* Kar & Karmakar
28. *Amblyseius lanceae* Kar & Karmakar
29. *Amitermes kavarrattensis* Rituparna
30. *Amobia quatei* Kurahashi, 1974
31. *Amolops aniqiaoensis* Dong, Rao & Lü 2005
32. *Amolops chanakya* Saikia *et al.*
33. *Amolops tawang* Saikia *et al.*
34. *Amolops terraorchis* Saikia *et al.*
35. *Amonovula pirie* (Petuch, 1973)
36. *Anagrus karnatakus* Triapitsyn
37. *Anagrus kolhapurensis* Manickavasagam & Sankararaman
38. *Anagrus latus* Manickavasagam & Sankararaman
39. *Anagrus sujathae* Manickavasagam & Sankararaman,
40. *Anamalsia idiastrimorpha* van Achterberg
41. *Aniptumnus bijoyi* Hari, Hershey & Mendoza
42. *Anoba rigida* (Swinhoe, 1895)
43. *Anthemiphyllia dentata* (Alcock, 1902)
44. *Anthidiellum (Pycnanthidium) carinatum* (Wu, 1962)
45. *Anthidium (Anthidium) florentinum* (Fabricius, 1775)
46. *Anthidium (Proanthidium) qingtaoi* Niu and Zhu, 2020
47. *Antonina thaiensis* Takahashi, 1942
48. *Antropora ramaniaensis* Sonar, Pawar & Wayal
49. *Aphaereta vondelparkensis* van Achterberg *et al.* 2020
50. *Apis karinjodian* Shanas, Anju & Mashhoor
51. *Aprostocetus dehradunensis* Singh
52. *Aprostocetus madhucae* Singh
53. *Arcanusa confusa* Ranjan, N. Singh & Kirti
54. *Ariosoma bengalense* Ray *et al.*
55. *Ariosoma indicum* Kodeeswaran *et al.*
56. *Ariosoma maurostigma* Kodeeswaran *et al.*
57. *Asbestopluma (Asbestopluma) bharatiyae* Rengaiyan & Ingole,
58. *Asbestopluma (Asbestopluma) indiyansis* Rengaiyan & Ingole
59. *Aspella aclydis* Houart, 2017
60. *Aspella mauritiana* Radwin & D'Attilio, 1976
61. *Aspidimerus birmanicus* (Gorham, 1895)
62. *Astronesthes formosana* Liao, Chen and Shao, 2006
63. *Astronesthes cf. indopacificus* Parin & Borodulina, 1997
64. *Atanycolus tangmargensis* Ahmed & Kazmi
65. *Atkinomus parilis* Ranjan, N. Singh & Kirti
66. *Atree rajathae* Ranjith *et al.*
67. *Auplopus wahisi* Binoy
68. *Baburia chettalliensis* Shashank & Santhosh
69. *Baburia tinsukiaensis* Shashank
70. *Bactrocera (Bactrocera) divenderi* Singh, Sharma & Prabhakar
71. *Barusa gracillima* Pati & Yeo,

72. *Barusa obesa* Pati & Yeo,
73. *Barytelphusa choprai* Mandal *et al.*,
74. *Barytelphusa inflata* Pati & Yeo,
75. *Basirotyleptus conicaudatus* Islam & Ahmad
76. *Basirotyleptus constrictus* Islam & Ahmad
77. *Basirotyleptus godensis* Islam & Ahmad
78. *Basirotyleptus neocaudatus* Islam & Ahmad
79. *Basirotyleptus siddiqii* Islam & Ahmad
80. *Bathanthidium (Manthidium) binghami* (Friese, 1901)
81. *Bathysphyraenops radhae* Rajakrishnan *et al.*
82. *Besaia isis* Schintlmeister, 1997
83. *Bireta juncturina* (Kiriakoff, 1959)
84. *Bolboceras krikkeni* Gupta *et al.*
85. *Bootanomyia simtolaensis* Kumar & Rawat
86. *Brachymeria eastwoodi* Binoy
87. *Brachymeria trinidadensis* (Narendran & Varghese, 1989)
88. *Burmagomphus chaukulensis* Joshi, Ogale & Sawant
89. *Caenohomalopoda sudhiri* Fatima & Zeya
90. *Caissa aruna* Singh & Ahmad
91. *Caissa kashungii* Irungbam, Ahmad, N. Singh & Solovyev
92. *Caissa medialis* Yoshimoto, 1994
93. *Caliris mukherjeei* Kamila & Sureshan
94. *Calotelea andamanensis* Veenakumari & Popovici
95. *Calotelea aurea* Veenakumari & Popovici
96. *Calotelea brevinotaularis* Veenakumari & Popovici
97. *Calotelea hodgsoni* Veenakumari & Popovici
98. *Calotelea kannagiae* Veenakumari & Popovici
99. *Calotelea lambodara* Veenakumari & Popovici
100. *Calotelea longistriata* Veenakumari & Popovici
101. *Calotelea mandavyai* Veenakumari & Popovici
102. *Calotelea marykingsleyae* Veenakumari & Popovici
103. *Calotelea microtrichiana* Veenakumari & Popovici
104. *Calotelea nigriventris* Veenakumari & Popovici
105. *Calotelea oloftoreni* Veenakumari & Popovici
106. *Calotelea sibyllamerianae* Veenakumari & Popovici
107. *Calotelea sushrutai* Veenakumari & Popovici
108. *Calotelea trikona* Veenakumari & Popovici
109. *Calotes medogensis* Zhao & Li, 1984
110. *Camptoptera ayezae* Anwar & Zeya,
111. *Camptoptera sadhui* Anwar & Zeya
112. *Canda ukirensis* Sonar, Pawar & Wayal
113. *Cania (Paracania) robusta* Hering, 1931
114. *Caprella danilevskii* Czerniavski, 1868
115. *Carebara periyarensis* Dhadwal & Bharti
116. *Casminola arminbecheri* László, Ronkay & Witt, 2010
117. *Casminola johannstumpfi* László, Ronkay & Witt, 2010
118. *Ceratotarsonemus bengalicus* Karmakar and Kayal
119. *Ceylonitermellus sahyadriensis* Ranjith & Kalleshwaraswamy
120. *Chakra agathachristieae* Veenakumari
121. *Chakra alexandra* Veenakumari
122. *Chakra bournei* Veenakumari
123. *Chakra galathea* Veenakumari
124. *Chakra gotamiae* Veenakumari
125. *Chakra juturna* Veenakumari
126. *Chakra kambani* Veenakumari,
127. *Chakra parviocula* Veenakumari
128. *Chakra pillaiyar* Veenakumari
129. *Chakra sanghamittae* Veenakumari
130. *Chakra valluvari* Veenakumari
131. *Chakra zvelebili* Veenakumari
132. *Chalepa binotata* Kiriakoff, 1959
133. *Cheilea bulla* (Reeve, 1858)
134. *Cheilea imbricata* (Fischer Von Waldheim, 1807)
135. *Cheiloneurus nankingensis* Li & Xu, 2020
136. *Cheleocloeon vaigaiensis* Sivaruban *et al.*
137. *Chiromachetes agasthyamalaiensis* Khandekar *et al.*
138. *Chondrocladia sagari* Rengaiyan & Ingole
139. *Choroterpes (Choroterpes) girigangaensis* Kubendran & Vasanth
140. *Choroterpes (Euthraulius) angustifolius* Kluge *et al.*
141. *Choroterpes (Euthraulius) armillatus* Kluge *et al.*
142. *Choroterpes (Euthraulius) atelobranhis* Kluge *et al.*
143. *Choroterpes (Euthraulius) latus* Kluge *et al.*
144. *Choroterpes (Euthraulius) unicolor* Kluge *et al.*

145. *Choroterpes (Choroterpes) kumaradhara* Muthukatturaja & Balasubramanian
146. *Chrysonotomyia madhucae* Singh
147. *Cleapa ukhrulensis* Irungbam & Schintlmeister
148. *Clypeocaenis malzacheri* Srinivasan *et al.*
149. *Cnemaspis agayagangai* Agarwal, Thackeray & Khandekar
150. *Cnemaspis fantastica* Agarwal, Thackeray, & Khandekar
151. *Cnemaspis pachaimalaiensis* Agarwal, Thackeray & Khandekar
152. *Cnemaspis rudhira* Agarwal, Thackeray & Khandekar
153. *Cnemaspis salimalii* Agarwal, Thackeray & Khandekar
154. *Cnemaspis umashaankeri* Narayanan & Aravind
155. *Cnemaspis azhagu* Khandekar, Thackeray & Agarwal
156. *Cnemaspis kalakadensis* Khandekar, Thackeray & Agarwal
157. *Cnemaspis mundanthuraiensis* Khandekar, Thackeray & Agarwal
158. *Cnemaspis sakleshpurensis* Khandekar, Thackeray & Agarwal
159. *Cnemaspis tigris* Khandekar, Thackeray & Agarwal
160. *Cnemaspis vijayae* Khandekar, Thackeray & Agarwal
161. *Cnemidocarpa hemprichi* Hartmeyer, 1916
162. *Cocalus shendurneyensis* Sudhin *et al.*
163. *Colopsus arkavathi* Caleb
164. *Compsobuthus satpuraensis* Waghe, Gangalmale & Khandekar
165. *Condylostoma curvum* Burkovsky, 1970
166. *Conothele ogalei* Sanap *et al.*
167. *Conura abdominalis* (Walker, 1862)
168. *Coquillettidia xanthogaster* (Edwards, 1924)
169. *Corallana mishrai* Anil, Bruce & Jayaraj
170. *Crossocerus (Thao) nitidicorpus* indicus Saini & Dey
171. *Cryptogonus nepalensis bhutanensis* Bielawski, 1979
172. *Ctenolepisma (Ctenolepisma) amrabadense* Hazra, Jana & Mandal
173. *Ctenolepisma (Ctenolepisma) udumalpetense* Hazra
174. *Ctenolepisma (Ctenolepisma) venkataramani* Hazra *et al.*
175. *Culicoides cornatus* Chatterjee, Pal & Hazra
176. *Culicoides pileus* Chatterjee, Pal & Hazra
177. *Cyphococcus williamsi* Joshi & Rajgopal
178. *Cyphomella camelus* (Kieffer, 1925)
179. *Cyrtarachne wayanadensis* Jwala, Sen & Sureshan
180. *Cyrtodactylus aravindi* Narayanan *et al.*
181. *Cyrtodactylus exercitus* Purkayastha *et al.*
182. *Cyrtodactylus kamengensis* Mirza *et al.*
183. *Cyrtodactylus lungleiensis* Lalremsanga *et al.*
184. *Cyrtodactylus ngopensis* Bohra *et al.*
185. *Cyrtodactylus siahaensis* Purkayastha *et al.*
186. *Dacimita curvifasciatus* David & Hancock
187. *Dactylogyrus kolodynensis* Trivedi, Prakash & Tripathy
188. *Dactyloptena macracantha* (Bleeker, 1854)
189. *Daidalotarsonemus tumbulae* Mondal & Karmakar
190. *Daphnis nerii* (Linnaeus, 1758)
191. *Dasyproctus helenae* Saini & Dey
192. *Demicryptochironomus (Demicryptochironomus) praeacutus* Mukherjee & Hazra
193. *Demicryptochironomus (Irmakia) dividuus* Mukherjee & Hazra
194. *Dendrelaphis bifrenalis* (Boulenger, 1890)
195. *Dentimargo mannarensis* Cossignani
196. *Dexippus pengi* Wang & Li, 2020
197. *Diplatys sahyadriensis* Karthik, Kamimura & Kalleshwaraswamy
198. *Discomyctus mucronatus* Islam & Ahmad
199. *Doddifoenus burksi* Gupta, Gowda & Sankararaman
200. *Dolichothrips reuteri* (Karny, 1920)
201. *Dorylaimoides brevicaudatus* Islam & Ahmad
202. *Dorylaimoides silvallis* Islam & Ahmad
203. *Dorylaimoides teres* Thorne & Swanger, 1936
204. *Downsiomyia rajaveli* Natarajan *et al.*
205. *Drabescus austroindicus* Viraktamath, Webb & Yeshwanth
206. *Davidacris annamalaica* Bhaskar, Sankararaman & Kasalo
207. *Dudgeodes selvakumari* Martynov & Palatov
208. *Ectemnius (Hypocrabro) harshae* Saini & Dey
209. *Ectemnius (Hypocrabro) nandaniae* Saini & Dey

210. *Ectoploglossa sumbana* van der Vecht, 1963
 211. *Endoclita makundae* Grehan, Mielke & Kunte
 212. *Endothenia stibara* Razowski & Wojtusiak, 2012
 213. *Eptatretus wadgensis* Augustina *et al.*
 214. *Erannis kashmirensis* László, 2003
 215. *Erythmelus rex* (Girault, 1911)
 216. *Eublepharis pictus* Mirza & Gnaneswar
 217. *Euconocephalus farooqi* Shah & Usmani
 218. *Eumasia thomasi* Unnikrishnan *et al.*
 219. *Euphlyctis jaladhara* Dinesh *et al.*
 220. *Euseius chittooriensis* Kumar *et al.*
 221. *Euseius karpasae* Kumar *et al.*
 222. *Euseius neoalstoniae* Kumar *et al.*
 223. *Euseius spontaneum* Kar & Karmakar
 224. *Euseius tripuraensis* Kar & Karmakar
 225. *Euseius tripurii* Kar & Karmakar
 226. *Euseius tubuliferus* Kar & Karmakar
 227. *Exostoma dhritiae* Singh *et al.*
 228. *Fictor platypapillata* Mahboob & Tahseen
 229. *Fistulococcus pokfulamensis* Hodgson & Martin, 2005
 230. *Forcipomyia (Lasiohelea) falcata* Pal & Hazra
 231. *Forcipomyia (Lasiohelea) parvitas* (Liu and Yu, 1996)
 232. *Forcipomyia (Lasiohelea) peditata* Pal & Hazra
 233. *Formicococcus simplicior* (Green, 1922)
 234. *Fredericella carinata* Wood
 235. *Fulcrifera boavistae* Razowski, 2015
 236. *Galathea nicobarica* Tiwari *et al.*
 237. *Galathea tirmiziae* Tiwari *et al.*
 238. *Garra deccanensis* Jadhav *et al.*
 239. *Garudinia shompen* Singh, Ahmad & Raha
 240. *Gastrotrypes brevis* Sunita & Rajmohana
 241. *Gastrotrypes carinatus* Sunita & Rajmohana
 242. *Gatesclarkeana idia* Diakonoff, 1973
 243. *Geckobia brevicephala* Fajfer & Karanth
 244. *Geckobia gigantea* Fajfer & Karanth
 245. *Geckobia mysoriensis* Fajfer & Karanth
 246. *Geckobia treutleri* Fajfer & Karanth
 247. *Geckobia unica* Fajfer & Karanth
 248. *Ghatiana divivarna* Pati *et al.*,
 249. *Ghatula quadrimaculata* Kluge *et al.*
 250. *Ghatula rufa* Kluge, Vasanth *et al.*
 251. *Glischropus meghalayanus* Saikia, Ruedi & Csorba
 252. *Gloydus chambensis* Kuttalam *et al.*
 253. *Glyphodes cosmarcha* Meyrick, 1887
 254. *Glyptotermes ceylonicus* (Holmgren, 1911)
 255. *Glyptothorax waikhomi* Shangningam & Kosygin
 256. *Gnathochorisis jasoni* Ranjith, Humala & Priyadarsanan
 257. *Grammacephalus punjabensis* Shah & Duan
 258. *Grapholita constricta* Reddy & Shashank
 259. *Gregarina choreodoae* Yumnam, Mohilal & Chanu
 260. *Gregarina oxyae* Yumnam, Mohilal & Chanu
 261. *Gregarina roseae* Yumnam, Mohilal & Chanu
 262. *Gurumon gurumayum* Pati
 263. *Guyanacaris keralam* Padate, Cubelo & Takeda
 264. *Habrocestum kerala* Asima *et al.*
 265. *Habrocestum mookambikaensis* Sudhin *et al.*
 266. *Habrocestum shendurneyensis* Asima *et al.*
 267. *Haemadipsa zeylanica dhritii* Mandal *et al.*
 268. *Haemadipsa zeylanica dimapurensis* Mandal *et al.*
 269. *Halicephalobus termitis* Mahboob & Tahseen
 270. *Hamataliwa crista* Amulya, Sebastian & Sudhikumar
 271. *Hamataliwa indica* Sen & Sureshan
 272. *Hamataliwa rhombiae* Amulya & Sudhikumar
 273. *Haploptychius sahyadriensis* Bhosale, Thackeray & Yadav
 274. *Harpactus pulawskii* Binoy & Girish Kumar
 275. *Harpyia nadiae* Morozov, 2013
 276. *Hemidactylus aemulus* Kumar, Srinivasulu & Srinivasulu
 277. *Hemidactylus easai* Das *et al.*
 278. *Hemidactylus hegdei* Pal & Mirza
 279. *Hemidactylus mahonyi* Adhikari *et al.*
 280. *Hemidactylus raya* Kumar, Srinivasulu & Srinivasulu
 281. *Hemidactylus saxicolus* Kumar, Srinivasulu & Srinivasulu
 282. *Hemidactylus srikanthani* Adhikari *et al.*
 283. *Henosepilachna processa* Li et Cook, 1961
 284. *Heriaeus chareshi* Sen & Sureshan
 285. *Herpetoreas murlen* Lalremsanga *et al.*
 286. *Heteropneustes fuscus* Plamoottil

287. *Hexafrenum tangkhula* Irungbam & Schintlmeister
288. *Hexafrenum viola* (Schintlmeister, 1997)
289. *Himalodontosia mahendra* (Sugi, 1993)
290. *Himantolophus kalami* Rajeeshkumar *et al.*
291. *Homalocantha anatomica* (Perry, 1811)
292. *Horniolus darjeelingensis* Poorani
293. *Horniolus wiolettiae* Poorani
294. *Hupodonta corticalis* Butler, 1877
295. *Hydatothrips haschemi* Girault, 1930
296. *Hydatothrips initium* Rachana, Amarendra & Gracy
297. *Hypselobarbus nitidus* Plamoottil & Vineeth
298. *Ilyograpsus paludicola* (Rathbun, 1909)
299. *Indialis kannani* Muthukatturaja & Balasubramanian
300. *Indialis kodagi* Muthukatturaja & Balasubramanian
301. *Indialis payaswini* Muthukatturaja & Balasubramanian
302. *Indialis thirparapensis* Muthukatturaja & Balasubramanian
303. *Indigryllus sagani* Jaiswara & Robillard
304. *Isometrus nakshatra* Sulakhe *et al.*
305. *Isometrus wayanadensis* Sulakhe *et al.*
306. *Jammuthrips paikulensis* Pal *et al.*
307. *Kalidasa mythiliae* Senthilkumar
308. *Kelawakaju sahyadri* Maddison & Ruiz
309. *Kerevata kethai* Ranjith, Quicke & Priyadarsanan
310. *Kerevata orientalia* Ranjith, Quicke & Priyadarsanan
311. *Kilifia deltoides* De Lotto, 1965
312. *Labiobaetis davamanii* Sivaruban *et al.*
313. *Labiobaetis operosus* Muller-Liebenau, 1984
314. *Lamida buruensis* Janse, 1931
315. *Lamida whitakeri* Ranjan, N. Singh & Kirti
316. *Langelurillus tertius* Sanap & Caleb
317. *Laomenes nudirostris* (Bruce, 1968)
318. *Lapnana ishanya* Jat, Meshram & Dey
319. *Lecithochirium genypteri* Manter, 1954
320. *Leiophron indefinita* Gupta & van Achterberg
321. *Leiophron crassivena* Gupta & van Achterberg
322. *Lepidotrigona amruthae* Viraktamath & Rojeet
323. *Lepidotrigona rajithae* Viraktamath & Rojeet
324. *Lepidotrigona sikkimensis* Viraktamath & Rojeet
325. *Lepidotrigona thenzawlensis* Viraktamath & Rojeet
326. *Lepisiota binghami* Harshana & Dey
327. *Lepisiota pusaensis* Harshana & Dey
328. *Lepisiota satpuraensis* Harshana & Dey
329. *Lepisiota wilsoni* Harshana & Dey
330. *Leptanilla ujjalai* Saroj, Mandi & Dubey
331. *Litotetothrips pasaniae* Kurosawa, 1937
332. *Litus usach* Triapitsyn & Berezovskiy, 2004
333. *Locastra mizo* Ranjan, Singh & Kirti
334. *Locastra viridis* Rong & Li, 2017
335. *Lophoptera trigonoprocessa* Qi & Xue, 2011
336. *Loricophrya bosporica* Sergeeva & Dovgal, 2016
337. *Lycorina sehgalii* Ranjith, Sheikh & Priyadarsanan
338. *Maacoccus piperis* (Green, 1896)
339. *Macaca leucogenys* Li, Zhao, Fan, 2015
340. *Macaca selai* Ghosh *et al.*
341. *Macrobrachium irwini* Kunjulakshmi, Santos & Prakash
342. *Maculolachnus blackmani* Kanturski & Chakrabarti
343. *Mammilla indica* Bozzetti
344. *Megaglena sivarubani* Srinivasan & Isack
345. *Megascolex papparensis* Lone *et al.*
346. *Megascolex vazhichlensis* Lone *et al.*
347. *Melanochlamys bengalensis* Tudu *et al.*
348. *Mesothrips annamensis* Priesner, 1929
349. *Methocha (Dryinopsis) taprobane* Krombein, 1982
350. *Methocha ubiquita* Krombein, 1982
351. *Metopograpsus cannicci* Innocenti, Schubart & Fratini, 2020
352. *Microcosmus bitunicatus* F. Monniot & C. Monniot, 2001
353. *Microhyla nakkavaram* Garg *et al.*
354. *Miltochrista dankana* Volynkin *et al.*
355. *Miltochrista etalina* Volynkin *et al.*
356. *Miltochrista idiomorfa* Volynkin *et al.*
357. *Miltochrista tinsukia* Volynkin, Saldaitis & Müller
358. *Miniopterus phillipsi* Kusuminda *et al.*
359. *Mischochalcis enigmatus* Ranjith
360. *Moniligaster julkai* Narayanan & Paliwal


361. *Monoceromyia flavoscutata* Sankararaman, Anooj & Mengual
362. *Monoceromyia nigra* Sankararaman, Anooj & Mengual
363. *Monocoryna indica* Szawaryn
364. *Mononchoides kanzakii* Mahboob *et al.*
365. *Monopelopia (Monopelopia) obscurata* Mondal, Mukherjee & Hazra
366. *Monopelopia (Monopelopia) recta* Mondal, Mukherjee & Hazra
367. *Munidopsis bengala* Tiwari *et al.*
368. *Munidopsis bhavasagara* Tiwari *et al.*
369. *Munidopsis kadal* Tiwari *et al.*
370. *Mustura daral* Yumnam *et al.*
371. *Mystocestus anindoi* Scholz *et al.*
372. *Mystus irulu* Vijayakrishnan & Praveenraj
373. *Nanosesarma sarii* Naderloo & Türkay, 2009
374. *Neocerura convergata* Kaleka & Kumar
375. *Neodrymonia albinomarginata* Schintlmeister, 2007
376. *Neohaltichella uterellophaga* Binoy
377. *Neohydatothrips xestosternitus* (Han & Cui, 1991)
378. *Neolimnus egyptiacus* (Matsumura, 1908)
379. *Neolimnus quadricornis* Khatri & Webb, 2010
380. *Neoserica debasriae* Bhunia *et al.*
381. *Neoserica panchmariensis* Bhunia *et al.*
382. *Neotermes viraktamathi* Ranjith & Kalleshwaraswamy
383. *Nerocila kisra* Bowman & Tareen, 1983
384. *Nerocila orbigny* (Guérin-Méneville, 1832)
385. *Nesolynx deltaphagus* James, Binoy & Santhosh
386. *Nigrobaetis klugei* Sivaruban *et al.*
387. *Nishada sambara* (Moore, 1859)
388. *Notaulax pyrrhogaster* (Grube, 1878)
389. *Nyctibatrachus tunga* Kumar *et al.*
390. *Occipitotus langpramensis* Singh & van Achterberg
391. *Odnarda leechi* (Schintlmeister, 1997)
392. *Ogulina argentilinea* Cai, 1982
393. *Ogulina ochrocinerea* Sugi, 1995
394. *Okiseius pahari* Kar & Karmakar
395. *Olecryptotendipes extentus* Mukherjee & Hazra
396. *Olecryptotendipes obtunsus* Mukherjee & Hazra
397. *Olethreutes cerographa* (Meyrick, 1907)
398. *Oligosita hyderansis* Manhas, Anis & Zaidi
399. *Omphale akhtari* Jamali & Zeya
400. *Omphale ecola* Jamali & Zeya
401. *Omphale kamili* Jamali & Zeya
402. *Omphale litera* Jamali & Zeya
403. *Opegaster plotosi* Yamaguti, 1940
404. *Ophidion smithi* (Fowler, 1934)
405. *Opsius richteri* Dlabola 1960
406. *Opsius stactogallus* Fieber, 1866
407. *Orgilus (Ischiolus) indicus* Ahmed, Kazmi & Rameshkumar
408. *Orientocreadium striatusae* Pardeshi
409. *Orthonychiurus folsomi* (Schäffer, 1900)
410. *Osteochilichthys elegans* Plamoottil
411. *Osteochilichthys formosus* Plamoottil & Vineeth
412. *Oxyeleotris Urophthalmus* (Bleeker 1851)
413. *Oxyopes peetham* Amulya, Sebastian & Sudhikumar
414. *Oxyopes thumboormuzhiensis* Amulya, Sebastian & Sudhikumar
415. *Oxytricha quadricirrata* Blatterer & Foissner, 1988
416. *Pachynoa xanthochyta* (Turner, 1933)
417. *Pagyda arbiter* (Butler, 1879)
418. *Palpita cirralis* (Swinhoe, 1897)
419. *Pambolus (Phaenodus) infuscatus* Gupta & van Achterberg,
420. *Pammene peristictis* Meyrick, 1912
421. *Pancorius changricus* abka, 1990
422. *Pangasius icaria* Ayyathurai *et al.*
423. *Pangio pathala* Sundar *et al.*
424. *Paraamblyseius ranipoolensis* Kar & Karmakar
425. *Paracanthocobitis hijumensis* Rime, Tamang & Das
426. *Parachiloglanis paliziensis* Abujam *et al.*
427. *Paracineta livadiana* (Mereschkowsky, 1881)
428. *Paradyte crinoidicola* Potts, 1910
429. *Parahadronchus dividentus* Sushilkumar, Mexico & Mohilal
430. *Paraidioscopus andamanicus* Viraktamath & Yeshwanth
431. *Paralecanium machili* Takahashi, 1933
432. *Paramunida travancorica* Tiwari *et al.*

433. *Pardosa parathompsoni* Wang & Zhang, 2014
434. *Paroligoneurus indicus* Gupta & van Achterberg
435. *Paroplitis khajjiarensis* Gupta & Fernández-Triana
436. *Parreysia keralaensis* Bolotov, Pasupuleti & Subba Rao
437. *Pasilobus sahyadriensis* Jwala, Sen & Sureshan
438. *Patania shompen* Singh & Ahmad
439. *Pavizham gavi* Raj, Kumar & Ng
440. *Pericapritermes ceylonicus* (Holmgren, 1911)
441. *Periclimenes affinis* (Zehrtner, 1894)
442. *Periphallera albicauda* (Bryk, 1949)
443. *Periphallera spadixa* Wu & Fang, 2003
444. *Perissopneumon kalyaniense* Das & Das
445. *Petersula heptagenoides* Kluge *et al.*
446. *Pethia chakpiensis* Shangningam & Kosygin
447. *Pethia dikhuensis* Praveenraj *et al.*
448. *Phaenobezzia scioprimoris* Saha *et al.*
449. *Phaenobezzia umbra* Saha *et al.*
450. *Phaenocarpa setosus* Zaheer, Altaf & Mohammad
451. *Phalera albocalceolata* (Bryk, 1950)
452. *Phallocaecilius indicus* Ramesh, Babu & Subramanian
453. *Phasgonophora rubra* Binoy
454. *Pheosiosis norina* Schintlmeister, 1989
455. *Pheretima vungtauensis* Nguyen TT, Nguyen NQ & Nguyen AD, 2018
456. *Philoponella rostralis* Shilpa & Sudhikumar
457. *Phlogotettix unicus* Stuti & Meshram
458. *Phos gemmulifer* Kilburn, 2000
459. *Phytoseius baramuracus* Kar & Karmakar
460. *Phytoseius birbikrami* Kar & Karmakar
461. *Phytoseius dumurae* Karmakar & Molla
462. *Phytoseius ferrum* Kar & Karmakar
463. *Phytoseius khowaiensis* Kar & Karmakar
464. *Plagiolepis pissina* Roger, 1863
465. *Platensina flavistigma* David & Hancock
466. *Platensina rabbanii* David & Hancock
467. *Platycleis albopunctata* (Goeze, 1778)
468. *Platycleis rahmoiensis* Jaiswara, Shah *et al.*
469. *Platygomphus benritarum* Joshi
470. *Platylomia kohimaensis* Hajong & Limatemjen
471. *Plexippus ignatius* Caleb
472. *Plexippus minor* Wesolowska & van Harten, 2010
473. *Plumatella paltensis* Wood
474. *Plumatella raoi* Wood
475. *Plusiodonta nicobarensis* Singh, Ahmad & Raha
476. *Polycarpa reniformis* (Sluiter, 1904)
477. *Polycyathus chaishanensis* Lin, Kitahara, Tachikawa, Keshavmurthy & Chen, 2012
478. *Proarescon primitivus* (Huber, 2017)
479. *Proceratium gibbosum* Sadasivan & Kripakaran
480. *Procloeon (Procloeon) kottagudiensis* Muthukatturaja & Balasubramanian
481. *Profundiconus neotorquatus* (da Motta, 1985)
482. *Propeamussium sibogai* (Dautzenberg & Bavay, 1904)
483. *Propyrgodesmus bulbogonopus* Aswathy & Sudhikumar
484. *Prosoponoides biflectogynus* Vishnudas & Sudhikumar
485. *Protaphorura fimata* (Gisin, 1952)
486. *Protaphorura sholai* Thunnisa, Arbea & Sanil
487. *Protoblepharus apatani* Mirza *et al.*
488. *Protohyale covelongensis* Raut *et al.*
489. *Protoraphis hustediana* R. Simonsen, 1970
490. *Protosticta anamalaica* Sadasivan, Nair & Samuel
491. *Protosticta francyi* Sadasivan, Vibhu, Nair & Palot
492. *Psaphis gerhardi* N. Singh, Ahmad & Joshi
493. *Psephenothrips uttarakhandensis* Patidar *et al.*
494. *Pseudodendrothrips umbrolateralis* Rachana
495. *Pseudohelice annamalai* Prema *et al.*
496. *Pseudolaguvia meghalayaensis* Lokeshwor & Marak
497. *Pseudomogrus sudhii* Logunov, Tripathi & Jangid
498. *Pseudosmittia luna* Mukherjee, Som & Hazra
499. *Pseudosmittia valida* Mukherjee, Som & Hazra
500. *Pseudosomera noctuiformis* Yunwu Schintlmeister & Fang, 2001
501. *Psyra debilis debilis* Warren, 1888
502. *Psyra dsagara* Wehrli, 1953
503. *Psyra falcipennis* Yazaki, 1994
504. *Psyra gracilis* Yazaki, 1992
505. *Psyra szetschwana* Wehrli, 1953
506. *Psyra variabilis* Mallick *et al.*
507. *Ptilodon amplius* Schintlmeister & Fang, 2001
508. *Quadrastichus manmohani* Singh
509. *Rachiades lichenicolor* siamensis Sugi, 1993

510. *Rajathelphusa brunnea* Raj, Kumar & Ng
511. *Raymunida shraddhanandi* Tiwari *et al.*
512. *Rhabdochaeta nigroapicalis* David, Hancock & Sachin
513. *Rhabdophrya mumbaiensis* Chatterjee, Dovgal & Sautya
514. *Rhachisphora saddlensis* Dubey
515. *Rhamnosa (Rhamnosa) convergens* Hering, 1931
516. *Rhamphomyia (Pararhamphomyia) aquila* Akbar *et al.*
517. *Rhodoneura pudicula* Guenée, 1858
518. *Rhopalum (s. str.) gulmargense* Saini & Dey
519. *Rhynchoconger randalli* Acharya *et al.*
520. *Rhynchoconger smithi* Mohapatra *et al.*
521. *Rigidohymena quadrinucleata* (Dragesco & Njiné, 1971) Berger, 2011
522. *Rinacapritermes abundans* Amina & Rajmohana
523. *Rinacapritermes silvius* Amina & Rajmohana
524. *Robackia aequilongia* Mukherjee & Hazra
525. *Saccocoelioides octavus* Szidat, 1970
526. *Scaphoideus banjarensis* Rajgopal, Meshram & Dey
527. *Scomberoides pelagicus* Abdussamad *et al.*
528. *Selitrichodes madhucae* Singh & Kaneria
529. *Sergentomyia (Neophlebotomus) gemmea* Lewis & Jeffery, 1978
530. *Sergentomyia (Neophlebotomus) quatei* Lewis, 1978
531. *Shinkaia crosnieri* Baba and Williams 1998
532. *Siamspinops garoensis* Kadam, Tripathi & Sankaran
533. *Soliga ecarinata* Ranjith & Priyadarsanan
534. *Sophonina delhiensis* Jat, Meshram & Dey
535. *Sparsorythus chitturensis* Muthukatturaja & Balasubramanian
536. *Spatialina desiccata* desiccata (Kiriakoff, 1963)
537. *Spatialina melanopa* Schintlmeister, 2007
538. *Spatialina rimbiensis* Irungbam & Schintlmeister
539. *Spatialina umbrosa* (Leech, 1898)
540. *Sphaeromopsis jayaraji* Anil
541. *Sphaeromyxa cornuti* Surendran, Vijayagopal & Sanil
542. *Spherooides pachygaster* (Muller & Troschel 1848)
543. *Spiralothelphusa andhra* Pati, Mandal & Jaiswal
544. *Spirostomum caudatum* (Müller, 1786) Delphy, 1939
545. *Spondylus pseudogaederopus* Cossignani
546. *Squamosa chalcites* Orhant, 2000
547. *Squamosa wungchanngamii* Irungbam *et al.*
548. *Steatoda albomaculata* (De Geer 1778)
549. *Stegorhabditis miniata* Vaid, Shah & Akhter
550. *Stenaelurillus shwetamukhi* Marathe, Sanap, & Maddison
551. *Stenaelurillus tamravarni* Marathe & Maddison
552. *Stenaelurillus vyaghri* Sanap, Joglekar & Caleb
553. *Stenchaetothrips bambusicola* Mound, 2011
554. *Steneotarsonemus banshi* Karmakar, Ganguly & Mondal
555. *Steneotarsonemus kharukiae* Karmakar & Ganguly
556. *Steneotarsonemus mohanasundarami* Karmakar & Ganguly
557. *Sticholotis punctata* Crotch, 1874
558. *Streblocera (Eutanycerus) breviflagellata* Gupta & van Achterberg,
559. *Sympiesis eastwoodi* James & Santhosh
560. *Symplecis anaeratabettensis* Ranjith, Humala & Priyadarsanan
561. *Synona consanguinea* Poorani Ślipiński *et Booth*, 2008
562. *Syntypistis scensus* (Schintlmeister, 1997)
563. *Syntypistis synechochlora* (Kiriakoff, 1964)
564. *Syntypistis witoldi* (Schintlmeister, 1997)
565. *Syntypistis wunna* (Schintlmeister, 1997)
566. *Taeniogonalos ayyari* Binoy, van Achterberg & Girish Kumar
567. *Taeniogonalos latae* Polaszek & Binoy
568. *Tamba cosmoloma* Prout, 1928
569. *Tamba occidinawa* Holloway, 2005
570. *Tamgrinia palpator* Hu & Li, 1987
571. *Tanzania yellapragadai* Prajapati & Dudhatra
572. *Tarsolepis (Tarsolepis) taiwana* Wileman, 1910
573. *Teliphasa dodaki* Ranjan, Singh & Kirti
574. *Teliphasa erythrina* Li in Liu, Wang & Li, 2016
575. *Teliphasa hamata* Li in Liu, Wang & Li, 2016
576. *Teliphasa spinaejuxta* Ranjan, Singh & Kirti
577. *Tenuia smirnovi* Shatalkin, 1994
578. *Tenuibaetis arduus* (Kang & Yang, 1994)

579. *Tenuibaetis himani* Kubendran, Vasanth & Subramanian
580. *Tenuibaetis inornatus* (Kang & Yang, 1994)
581. *Tenuibaetis kangi* Kubendran, Vasanth & Subramanian
582. *Termioptycha almae* Ranjan, N. Singh & Kirti
583. *Termioptycha bilineata* (Wileman, 1911)
584. *Termioptycha cornutitrifurca* Rong & Li, 2017
585. *Termioptycha gnathospina* Ranjan, N. Singh & Kirti
586. *Tetragonula ashishi* Viraktamath & Jagruti
587. *Tetragonula shishirae* Viraktamath
588. *Tetragonula shubhami* Viraktamath
589. *Tetragonula sumae* Viraktamath
590. *Tetragonula vikrami* Viraktamath
591. *Tetramoera isogramma* (Meyrick, 1908)
592. *Teulisna chiloides* Walker, 1862
593. *Thalassaphorura udhagaiensis* Thunnisa, Arbea & Sanil
594. *Thaumatotibia ramamurthyi* Reddy & Shashank
595. *Theorica malnadense* Reddy & Shashank
596. *Theratta eravikulam* Anilkumar, Wesener & Moritz
597. *Theratta mannavan* Anilkumar, Wesener & Moritz
598. *Theratta shola* Anilkumar, Wesener & Moritz
599. *Thraululus amravati* Vasanth, Subramanian & Selvakumar
600. *Thraululus cuspidatus* Vasanth, Subramanian & Selvakumar
601. *Thraululus jacobusi* Isack *et al.*
602. *Thraululus malabarensis* Vasanth, Subramanian & Selvakumar
603. *Thraululus plumeus* Selvakumar, Vasanth & Subramanian
604. *Thraululus vellimalaiensis* Vasanth, Subramanian & Selvakumar
605. *Tiphia (Punctotiphia) chareshi* Hanima & Girish Kumar
606. *Tiphia (Tiphia) bijui* Hanima & Girish Kumar
607. *Tiphia (Tiphia) consueta* Smith, 1879
608. *Tiphia (Tiphia) davidrajui* Hanima & Girish Kumar
609. *Tiphia (Tiphia) flavipalpis* Allen, 1975
610. *Tiphia (Tiphia) godavariae* Allen, 1975
611. *Tiphia (Tiphia) hyalina* Hanima & Girish Kumar
612. *Tiphia (Tiphia) kurumba* Hanima & Girish Kumar
613. *Tiphia (Tiphia) lotharae* Allen, 1975
614. *Tiphia (Tiphia) lyrata* Magretti, 1892
615. *Tiphia (Tiphia) milleri* Allen, 1975
616. *Tiphia (Tiphia) nepa* Allen, 1975
617. *Tiphia (Tiphia) novus* Hanima & Girish Kumar
618. *Tiphia (Tiphia) rajeevani* Hanima & Girish Kumar
619. *Tiphia (Tiphia) sahyadriensis* Hanima & Girish Kumar
620. *Tiphia (Tiphia) shajji* Hanima & Girish Kumar
621. *Tiphia (Tiphia) venkataramani* Hanima & Girish Kumar
622. *Titanoeca asimilis* Song & Zhu, 1985
623. *Tonoscolex kalimpongensis* Ahmed & Julka
624. *Torona lucida* (Schintlmeister, 2008)
625. *Tortanus (Atortus) dhritiae* Francis & Jasmine
626. *Tortanus (Atortus) murrayi* Scott A., 1909
627. *Toxeus alboclavus* Jose & Sudhikumar
628. *Trapezionida samudrika* Tiwari *et al.*
629. *Trichodina modesta* Lom, 1970
630. *Trichrysis inops* (Gribodo, 1884)
631. *Trichrysis poseidonia* Rosa *et al.*
632. *Tricorythus meenakshi* Srinivasan *et al.*
633. *Triecees irwini* Ranjith & Priyadarsanan
634. *Triecees isolatus* Ranjith & Priyadarsanan
635. *Triecees orientalis* Ranjith & Priyadarsanan
636. *Trimeresurus mayaae* Rathee *et al.*
637. *Trimorus (Lochana) karna* Veenakumari
638. *Trimorus (Lochana) satyaki* Veenakumari
639. *Truncatoflabellum aculeatum* (Milne Edwards & Haime 1848)
640. *Truncatoflabellum crassum* (Milne Edwards & Haime 1848)
641. *Truncatoflabellum incrustatum* (Cairns 1989)
642. *Truncatoflabellum irregulare* (Semper 1872)
643. *Turbonilla juliae* Peñas & Rolán, 2010
644. *Typhlodromus (Anthoseius) gilbertoi* Kumar *et al.*
645. *Typhlodromus (Anthoseius) hasnuhanae* Karmakar & Molla
646. *Typhlodromus (Anthoseius) himaliniae* Kar & Karmakar
647. *Typhlodromus (Anthoseius) kanchanjanghai* Kar & Karmakar

648. *Typhlodromus (Anthoseius) ramdhuraensis* Karmakar & Molla
649. *Typhlodromus (Anthoseius) theae* Karmakar & Molla
650. *Typhlodromus (Anthoseius) sonajhuriae* Kar & Karmakar
651. *Varuna yui* Hwang & Takeda, 1986
652. *Vollenhovia keralensis* Kripakaran & Sadasivan
653. *Walkerella talboti* Shilpa & Santhosh,
654. *Wanritettix wanrianus (Matsumura)*; Vilbaste 1969
655. *Xanthia (Cirrha) icteritia* (Hufnagel, 1766)
656. *Xenotarsonemus krishnai* Mondal, Ganguly and Kayal
657. *Xorides xylotrechi* Maqbool *et al.*
658. *Xylophaga nandani* Jayachandran, Velásquez & Jima
659. *Yalvaciana taylaniensis* Shah & Usmani
660. *Yalvaciana unal* Shah & Usmani
661. *Zasphinctus sahyadriensis* Kripakaran & Sadasivan
662. *Zavrelimyia (Paramerina) falcata* Mondal, Mukherjee & Hazra



Zoological Survey of India
Ministry of Environment, Forest & Climate Change
Government of India